



Agency for Strategic planning and  
reforms of the Republic of Kazakhstan  
Bureau of National statistics

[www.stat.gov.kz](http://www.stat.gov.kz)

# Demographic Yearbook of Kazakhstan



Nur-Sultan 2021

**Agency for Strategic planning and reforms of the Republic of Kazakhstan  
Bureau of National statistics**

# **Demographic Yearbook of Kazakhstan**

**Nur-Sultan 2021**

Demographic Yearbook of Kazakhstan / in English / 236 pages

Agency for Strategic planning and reforms of the Republic of Kazakhstan  
Bureau of National statistics  
Chief editor Aydapkelov N.S.

The electronic version is available on the Internet-resource of Agency for Strategic planning and reforms of the Republic of Kazakhstan Bureau of National statistics [www.stat.gov.kz](http://www.stat.gov.kz).

Address: 010000, Republic of Kazakhstan  
Nur-Sultan, 8, Mangilik el street  
House of Ministries, Entrance 4  
Agency for Strategic planning and reforms of the Republic of Kazakhstan  
Bureau of National statistics  
Informational service: +7 7172 749010, 749011  
Fax: +7 7172 749546  
E-mail: [e.stat@aspire.gov.kz](mailto:e.stat@aspire.gov.kz)  
Internet-resource: [http: //stat.gov.kz](http://stat.gov.kz)

Conventional symbols:

- - it is absent

0,0 - a small quantity

x - data are confidential

... - data are absent

The small discrepancies between total and the sum of summand in some cases can be explained by rounding of data.

## Foreword

This Demographic Yearbook in tabular form presents the main statistical indicators reflecting the demographic processes of Kazakhstan and its regions for 2016-2020.

The Yearbook contains statistical data on the change in the total number and age and gender composition of the population, birth and death rates, marriage and divorce rates, migration, life expectancy, and the administrative-territorial division.

## Content

1. Main demographic indicators .....	5
2. Territory and administrative division.....	6
3. The size and composition of the population.....	9
4. Vital statistics .....	56
5. Marriages and divorces.....	67
6. Fertility rates .....	80
7. Mortality rates.....	131
8. Life expectancy .....	215
9. Migration.....	217
Methodological notes .....	234

# 1. Main demographic indicators

	2016	2017	2018	2019	2020
Total population, at the end of the period, people	17918214	18157337	18395567	18631779	18879552
including:					
Male	8668478	8791298	8913196	9034134	9160399
Female	9249736	9366039	9482371	9597645	9719153
Number of births	400694	390262	397799	402310	426824
per 1000 people	22.52	21.64	21.77	21.73	22.76
Number of deaths	131231	129009	130448	133128	161333
per 1000 people	7.37	7.15	7.14	7.19	8.60
Life expectancy at birth, years	72.41	72.95	73.15	73.18	71.37
Male	67.99	68.72	68.84	68.82	67.09
Female	76.61	76.92	77.19	77.30	75.53
Natural population growth, people	269463	261253	267351	269182	265491
per 1000 people	15.14	14.48	14.63	14.54	14.16
Number of marriages	141702	141791	137797	139504	128839
per 1000 people	7.96	7.86	7.54	7.54	6.87
Number of divorces	51993	54626	54797	59796	48002
per 1000 people	2.92	3.03	3.00	3.23	2.56
Population migration, total, people					
arrivals	630649	946415	900931	1122507	856570
departures	651794	968545	930052	1155477	874288
net migration	-21145	-22130	-29121	-32970	-17718
External migration					
immigrants	13755	15595	12747	12255	11370
emigrants	34900	37725	41868	45225	29088
net migration	-21145	-22130	-29121	-32970	-17718

## 2. Territory and administrative division

### 2.1 Territory and population density

at the beginning of the year

	Territory, thousand square km <sup>1)</sup>	Population density, people per 1 square km				
		2017	2018	2019	2020	2021
<b>Republic of Kazakhstan</b>	2724.9	6.6	6.7	6.8	6.8	6.9
Akmola	146.1	5.0	5.1	5.1	5.0	5.0
Aktobe	300.6	2.8	2.9	2.9	2.9	3.0
Almaty	223.6	8.9	9.0	9.1	9.2	9.3
Atyrau	118.6	5.1	5.2	5.3	5.4	5.5
Batys Kazakhstan	151.3	4.2	4.3	4.3	4.3	4.4
Zhambyl	144.3	7.7	7.7	7.8	7.8	7.9
Karagandy	428.0	3.2	3.2	3.2	3.2	3.2
Kostanai	196.0	4.5	4.5	4.5	4.4	4.4
Kyzylorda	226.0	3.4	3.5	3.5	3.6	3.6
Mangystau	165.6	3.9	4.0	4.1	4.2	4.3
Pavlodar	124.8	6.1	6.1	6.0	6.0	6.0
Soltustik Kazakhstan	98.0	5.7	5.7	5.7	5.6	5.5
Turkistan	116.1	16.9	17.0	17.1	17.4	17.6
Shygys Kazakhstan	283.2	4.9	4.9	4.9	4.8	4.8
Nur-Sultan city	0.8	1370.0	1293.1	1353.1	1425.5	1486.1
Almaty city	0.7	2564.1	2638.3	2715.5	2806.5	2895.0
Shymkent city	1.2	784.4	818.7	867.7	892.7	923.9

<sup>1)</sup> Data of the Committee for Land Management of the Ministry of Agriculture of the Republic of Kazakhstan.

### 2.2 Administrative-territorial division of Republic of Kazakhstan

at the beginning of 2021

	Districts			Settlements					Akim's apparatus			
				cities			townships	villages				
	Total	of them: districts in cities		Total	of them:				township		aul (villages)	
		republican significance	regional significance		regional significance	district significance			Total	of them: consisting of only one independent settlement	Total	of them: consisting of only one independent settlement
Republic of Kazakhstan	183	16	4	88	37	48	30	6316	26	19	2186	510
Akmola	17	-	-	10	2	8	5	590	5	4	194	20
Aktobe	14	-	2	8	1	7	-	315	-	-	134	31
Almaty	17	-	-	10	3	7	-	732	-	-	246	48
Atyrau	7	-	-	2	1	1	-	153	-	-	68	23
Batys Kazakhstan	12	-	-	2	1	1	3	426	2	-	147	24
Zhambyl	10	-	-	4	1	3	-	367	-	-	150	39
Karagandy	11	-	2	11	9	2	10	421	9	8	186	67
Kostanai	16	-	-	6	4	2	3	520	3	2	161	30
Kyzylorda	7	-	-	4	2	2	2	230	2	-	142	95
Mangystau	5	-	-	3	2	1	-	58	-	-	37	27
Pavlodar	10	-	-	3	3	-	4	352	3	3	119	14
Soltustik Kazakhstan	13	-	-	5	1	4	-	635	-	-	186	20
Turkistan*	13	-	-	7	3	4	-	834	-	-	177	23
Shygys Kazakhstan	15	-	-	10	4	6	3	683	2	2	239	49
Nur-Sultan city	4	4	-	1	-	-	-	-	-	-	-	-
Almaty city	8	8	-	1	-	-	-	-	-	-	-	-
Shymkent city	4	4	-	1	-	-	-	-	-	-	-	-

## 2.3 Mid-year population by gender

	Total						Male				Female				people		
	2016	2017	2018	2019	2020		2016	2017	2018	2019	2020	2016	2017	2018		2019	2020
	Total population																
Republic of Kazakhstan	17794055	18037775	18276452	18513673	18755665	8605139	8729888	8852247	8973665	9097266	9188916	9307887	9424205	9540008	9658399		
Akmola	739394	736655	738765	737661	736150	357517	356749	358377	358084	357572	381877	379906	380388	379577	378578		
Aktobe	840244	851695	863674	875644	887992	406290	412111	418199	424394	430852	433954	439584	445475	451250	457140		
Almaty	1965508	2000372	2028106	2047330	2066845	968490	988085	1004151	1013284	1022254	997018	1012287	1023955	1034046	1044591		
Atyrau	601020	614106	627237	639536	651195	295575	302291	309087	315337	321073	305445	311815	318150	324199	330122		
Batys Kazakhstan	639246	644220	649626	654584	659080	309026	311786	314770	317538	320071	330220	332434	334856	337046	339009		
Zhambyl	1113028	1116262	1121329	1127770	1134645	546656	548804	551917	555705	559908	566372	567458	569412	572065	574737		
Karagandy	1383772	1381635	1379535	1377707	1376410	655348	654833	654373	654106	654042	728424	726802	725162	723601	722368		
Kostanai	881470	877375	874205	870672	866549	417251	415859	414802	413452	411627	464219	461516	459403	457220	454922		
Kyzylorda	769100	778150	788746	798933	809059	384699	389636	395347	400806	406104	384401	388514	393399	398127	402955		
Mangystau	634799	651571	669258	688497	709184	316008	324523	333430	343076	353478	318791	327048	335828	345421	355706		
Pavlodar	757804	755934	754354	753011	751591	357843	357414	356989	356581	356151	399961	398520	397365	396430	395440		
Shyngys Kazakhstan	566447	560942	556550	551636	546245	270332	267937	266061	263883	261306	296115	293005	290489	287753	284939		
Turkistan*	2859754	1971682	1980499	2000003	2030390	1422139	996394	1002728	1014204	1030050	1437615	975288	977771	985799	1000340		
Shyngys Kazakhstan	1392794	1386657	1381136	1374062	1366697	663562	661005	658788	655856	652669	729232	725652	722348	718206	714028		
Nur-Sultan city	922638	1001634	1054480	1107270	1160284	444781	482406	506783	531380	556755	477857	519228	547697	575890	603529		
Almaty city	1727037	1776651	1828325	1885739	1947040	789622	811504	834930	863474	893363	937415	965147	993395	1022265	1053677		
Shymkent city	-	932234	980627	1023618	1056309	-	448551	471515	492505	509991	-	483683	509112	531113	546318		
	Urban population																
Republic of Kazakhstan	10142840	10420644	10604002	10839468	11045014	4774020	4909646	4998113	5114080	5216270	5368820	5510998	5605889	5725388	5828744		
Akmola	349960	348688	348477	348193	348718	164288	163937	164106	164094	164403	185672	184751	184371	184099	184315		
Aktobe	526482	594037	608314	621255	634488	249529	282765	289829	296295	302964	276953	311272	318485	324960	331524		
Almaty	472868	469585	460932	454481	453318	225812	224602	220634	217220	216218	247056	244983	240298	237261	237100		
Atyrau	287610	321764	327819	349972	355014	137804	154784	157960	169172	171727	149806	166980	169859	180800	183287		
Batys Kazakhstan	320900	328861	336261	341828	346338	148532	152540	156382	159403	161844	172368	176321	179879	182425	184494		
Zhambyl	449090	446282	445451	447570	451093	212904	211843	211633	212720	214469	236186	234439	233818	234850	236624		
Karagandy	1097620	1098822	1098282	1097705	1098806	510826	511842	512088	512370	513294	586794	586980	586194	585335	585512		
Kostanai	468050	470814	474244	501860	504179	214580	216046	217833	231006	232129	253470	254768	256411	270854	272050		
Kyzylorda	337261	343513	349107	355067	361526	164927	168089	171084	174330	177709	172334	175424	178023	180737	183817		
Mangystau	272555	271392	270148	273851	282181	136764	136102	135207	136696	140568	135791	135290	134941	137155	141613		
Pavlodar	534599	534072	532753	531395	530494	246469	246463	245918	245259	244836	288130	287609	286835	286136	285658		
Shyngys Kazakhstan	249115	250970	252204	252750	253015	113018	113978	114659	114991	115104	136097	136992	137545	137759	137911		
Turkistan*	1289908	389293	389123	397473	411610	628050	195440	195826	200227	207285	661858	193853	193297	197246	204325		
Shyngys Kazakhstan	837147	842032	847455	849441	850601	386114	388754	391726	392938	393611	451033	453278	455729	456503	456990		



	Total					Male					Female				
	2016	2017	2018	2019	2020	2016	2017	2018	2019	2020	2016	2017	2018	2019	2020
Nur-Sultan city	922638	1001634	1054480	1107270	1160284	444781	482406	506783	531380	556755	477857	519228	547697	575890	603529
Almaty city	1727037	1776651	1828325	1885739	1947040	789622	811504	834930	863474	893363	937415	965147	993395	1022265	1053677
Shymkent city	-	932234	980627	1023618	1056309	-	448551	471515	492505	509991	-	483683	509112	531113	546318
<b>Rural population</b>															
<b>Republic of Kazakhstan</b>	7651215	7617131	7672450	7674205	7710651	3831119	3820242	3854134	3859585	3880996	3820096	3796889	3818316	3814620	3829655
Akmola	389434	387967	390288	389468	387432	193229	192812	194271	193990	193169	196205	195155	196017	195478	194263
Aktobe	313762	257658	255360	254389	253504	156761	129346	128370	128099	127888	157001	128312	126990	126290	125616
Almaty	1492640	1530787	1567174	1592849	1613527	742678	763483	783517	796064	806036	749962	767304	783657	796785	807491
Atyrau	313410	292342	299418	289564	296181	157771	147507	151127	146165	149346	155639	144835	148291	143399	146835
Batys Kazakhstan	318346	315359	313365	312756	312742	160494	159246	158388	158135	158227	157852	156113	154977	154621	154515
Zhambyl	663938	669980	675878	680200	683552	333752	336961	340284	342985	345439	330186	333019	335594	337215	338113
Karagandy	286152	282813	281253	280002	277604	144522	142991	142285	141736	140748	141630	139822	138968	138266	136856
Kostanai	413420	406561	399961	368812	362370	202671	199813	196969	182446	179498	210749	206748	202992	186366	182872
Kyzylorda	431839	434637	439639	443866	447533	219772	221547	224263	226476	228395	212067	213090	215376	217390	219138
Mangystau	362244	380179	399110	414646	427003	179244	188421	198223	206380	212910	183000	191758	200887	208266	214093
Pavlodar	223205	221862	221601	221616	221097	111374	110951	111071	111322	111315	111831	110911	110530	110294	109782
South Kazakhstan	317332	309972	304346	298886	293230	157314	153959	151402	148892	146202	160018	156013	152944	149994	147028
Turkistan*	1569846	1582389	1591376	1602530	1618780	794089	800954	806902	813977	822765	775757	781435	784474	788553	796015
Shyrys Kazakhstan	555647	544625	533681	524621	516096	277448	272251	267062	262918	259058	278199	272374	266619	261703	257038

\*Data for 2016 for the Ontustik Kazakhstan.

### 3. The size and composition of the population

#### 3.1 Population by gender

at the beginning of the year, people

	Total						Male					Female						
	2016	2017	2018	2019	2020	2021	2016	2017	2018	2019	2020	2021	2016	2017	2018	2019	2020	2021
Total population																		
Republic of Kazakhstan	17669896	17918214	18157337	18395567	18631779	18879952	8541800	8668478	8791298	8913196	9034134	9160399	9128096	9249736	9366039	9482371	9597645	9719153
Akmola	744420	734369	738942	738587	736735	735566	359771	355264	358235	358519	357649	357496	384649	379105	380707	380068	379086	378070
Aktobe	834808	845679	857711	869637	881651	894333	403544	409036	415187	421211	427578	434126	431264	436643	442524	448426	454073	460207
Almaty	1947552	1983465	2017278	2038935	2055724	2077967	958935	978046	998123	1010179	1016388	1028121	988617	1005419	1019155	1028756	1039336	1049846
Atyrau	594511	607528	620684	633791	645280	657110	292250	298899	305684	312491	318182	323964	302261	308629	315000	321300	327098	333146
Batys Kazakhstan	636980	641513	646927	652325	656844	661316	307764	310289	313283	316256	318820	321322	329216	331224	333644	336069	338024	339994
Zhambyl	1110749	1115307	1117218	1125440	1130099	1139192	545301	548011	549597	554237	557172	562644	565448	567296	567621	571203	572927	576548
Karagandy	1384810	1382734	1380537	1378532	1376882	1375938	655552	655143	654523	654223	653989	654095	729258	727591	726014	724309	722893	721843
Kostanai	883806	879134	875616	872795	868549	864550	418026	416475	415243	414362	412541	410713	465780	462659	460373	458433	456008	453837
Kyzylorda	765058	773143	783157	794335	803531	814588	382423	386976	392296	398398	403215	408993	382635	386167	390861	395937	400316	405595
Mangystau	626774	642824	660317	678199	698796	719571	311906	320110	328935	337925	348227	358729	314868	322714	331382	340274	350569	360842
Pavlodar	758594	757014	754854	753853	752169	751012	357995	357690	357138	356840	356323	355979	400599	399324	397716	397013	395846	395033
Soltustik kazakhstan	569594	563300	558584	554517	548755	543735	271698	268966	266907	265216	262549	260064	297896	294334	291677	289301	286206	283671
Turkistan*	2840871	1966336	1977028	1983969	2016037	2044742	1412272	993360	999428	1006027	1022381	1037718	1428599	972976	977600	977942	993656	1007024
Shygys Kazakhstan	1396019	1389568	1383745	1378527	1369597	1363797	664845	662279	659730	657845	653868	651470	731174	727289	724015	720682	715729	712327
Nur-Sultan city	872584	972692	1030577	1078384	1136156	1184411	420695	468868	495945	517622	545138	568371	451889	503824	534632	560762	591018	616040
Almaty city	1702766	1751308	1801993	1854656	1916822	1977258	778823	800421	822587	847273	879675	907051	923943	950887	979406	1007383	1037147	1070207
Shymkent city	-	912300	952169	1009085	1038152	1074466	-	438645	458457	484572	500439	519543	-	473655	493712	524513	537713	554923
Urban population																		
Republic of Kazakhstan	10035577	10331492	10509796	10698208	10938652	11151376	4721539	4866658	4952634	5043591	5164249	5268292	5314038	5464834	5557162	5654617	5774403	5883084
Akmola	351228	348692	348685	348269	348117	349320	164761	163816	164058	164154	164033	164773	186467	184876	184627	184115	184084	184547
Aktobe	521215	585938	602135	614492	628017	640960	246978	278772	286758	292899	299691	306237	274237	307166	315377	321593	328326	334723
Almaty	471018	474717	464453	457411	451551	455085	224700	226924	222729	219889	215451	216986	246318	247793	242174	238422	236100	238099
Atyrau	283404	318107	325421	330218	352241	357787	135649	152976	156592	159329	170373	173081	147755	165131	168829	170889	181868	184706
Batys Kazakhstan	317342	324459	333263	339259	344398	348278	146775	150289	154791	157973	160834	162855	170567	174170	178472	181286	183564	185423
Zhambyl	449510	448670	443895	447006	448133	454055	212967	212842	210844	214222	213018	215921	236543	235828	233051	234584	235115	238134
Karagandy	1096741	1098499	1099145	1097418	1097991	1099620	510167	511484	512200	511975	512764	513823	586574	587015	586945	585443	585227	585797
Kostanai	467277	468822	472807	475681	503449	504909	214143	215016	217077	218589	231744	232513	253134	253806	255730	257092	271705	272396
Kyzylorda	333687	340834	346193	352020	358114	364939	163159	166695	169484	172683	175978	179440	170528	174139	176709	179337	182136	185499
Mangystau	271572	273540	269243	271054	276648	287713	136252	137277	134926	135489	137902	143234	135320	136263	134317	135565	138746	144479

	Total						Male						Female					
	2016	2017	2018	2019	2020	2021	2016	2017	2018	2019	2020	2021	2016	2017	2018	2019	2020	2021
Pavlodar	534532	534667	533477	532029	530762	530225	246293	246645	246282	245555	244964	244708	288239	288022	287195	286474	285798	285517
Southstik Kazakhstan	248935	250202	251737	252673	252826	253204	112899	113583	114372	114947	115034	115175	136036	136619	137365	137726	137792	138029
Turkistan*	1277777	389740	388845	389401	405545	417674	621920	195535	195345	196306	204149	210420	655857	194205	193500	193095	201396	207254
Shygyys Kazakhstan	835989	838305	845758	849152	849730	851472	385358	386870	390637	392814	393062	394161	450631	451435	455121	456338	456668	457311
Nur-Sultan city	872584	972692	1030577	1078384	1136156	1184411	420695	468868	495945	517622	545138	568371	451889	503824	534632	560762	591018	616040
Almaty city	1702766	1751308	1801993	1854656	1916822	1977258	778823	800421	822587	847273	879675	907051	923943	950887	979406	1007383	1037147	1070207
Shymkent city	-	912300	952169	1009085	1038152	1074466	-	438645	458457	484572	500439	519543	-	473655	493712	524513	537713	554923
<b>Rural population</b>																		
Republic of Kazakhstan	7634319	7586722	7647541	7697359	7693127	7728176	3820261	3801820	3838664	3869605	3869885	3892107	3814058	3784902	3808877	3827754	3823242	3836069
Akmola	393192	385677	390257	390318	388618	386246	195010	191448	194177	194365	193616	192723	198182	194229	196080	195953	195002	193523
Aktobe	313593	259741	255576	255145	253634	253373	156566	130264	128429	128312	127887	127889	157027	129477	127147	126833	125747	125484
Almaty	1476534	1508748	1552825	1581524	1604173	1622882	734235	751122	775844	791190	800937	811135	742299	757626	776981	790334	803236	811747
Atyrau	311107	289421	295263	303573	293039	299323	156601	145923	149092	153162	147809	150883	154506	143498	146171	150411	145230	148440
Batys Kazakhstan	319638	317054	313664	313066	312446	313038	160989	160000	158492	158283	157986	158467	158649	157054	155172	154783	154460	154571
Zhambyl	661239	666637	673323	678434	681966	685137	332334	335169	338753	341815	344154	346723	328905	331468	334570	336619	337812	338414
Karagandy	288069	284235	281392	281114	278891	276318	145385	143659	142323	142248	141225	140272	142684	140576	139069	138866	137666	136046
Kostanai	416529	410312	402809	397114	365100	359641	203883	201459	198166	195773	180797	178200	212646	208853	204643	201341	184303	181441
Kyzylorda	431371	432309	436964	442315	445417	449649	219264	220281	222812	225715	227237	229553	212107	212028	214152	216600	218180	220096
Mangystau	355202	369284	391074	407145	422148	431858	175654	182833	194009	202436	210325	215495	179548	186451	197065	204709	211823	216363
Pavlodar	224062	222347	221377	221824	221407	220787	111702	111045	110856	111285	111359	111271	112360	111302	110521	110539	110048	109516
Southstik Kazakhstan	320659	313098	306847	301844	295929	290531	158799	155383	152535	150269	147515	144889	161860	157715	154312	151575	148414	145642
Turkistan*	1563094	1576596	1588183	1594568	1610492	1627068	790352	797825	804083	809721	818232	827298	772742	778771	784100	784847	792260	799770
Shygyys Kazakhstan	560030	551263	537987	529375	519867	512325	279487	275409	269093	265031	260806	257309	280543	275854	268894	264344	259061	255016

\*Hereinafter data for the beginning of 2016 for the Ontustik Kazakhstan.

## 3.2 Population by main age groups

at the beginning of the year

	Total			Male			Female		
	0-14	15-64	65+	0-14	15-64	65+	0-14	15-64	65+
<b>Total population</b>									
<b>2016</b>									
<b>Republic of Kazakhstan</b>	4795337	11638091	1236468	2463905	5638785	439110	2331432	5999306	797358
Akmola	171789	506272	66359	88147	248554	23070	83642	257718	43289
Aktobe	222443	562041	50324	114851	270888	17805	107592	291153	32519
Almaty	565664	1256195	125693	290073	619231	49631	275591	636964	76062
Atyrau	188698	377385	28428	96912	185480	9858	91786	191905	18570
Batys Kazakhstan	156362	430690	49928	80695	210193	16876	75667	220497	33052
Zhambyl	359792	685987	64970	184973	336194	24134	174819	349793	40836
Karagandy	316425	939850	128535	161971	450789	42792	154454	489061	85743
Kostanai	175461	617864	90481	89837	297498	30691	85624	320366	59790
Kyzylorda	247221	480562	37275	126978	240513	14932	120243	240049	22343
Mangystau	209906	392718	24150	108299	194373	9234	101607	198345	14916
Ontustik Kazakhstan	1001886	1716308	122677	514029	850682	47561	487857	865626	75116
Pavlodar	165286	521374	71934	84968	249155	23872	80318	272219	48062
Soltustik Kazakhstan	116768	390315	62511	60257	190736	20705	56511	199579	41806
Shygys Kazakhstan	304650	949939	141430	156060	459989	48796	148590	489950	92634
Nur-Sultan city	234818	599691	38075	120693	286472	13530	114125	313219	24545
Almaty city	358168	1210900	133698	185162	548038	45623	173006	662862	88075
<b>2017</b>									
<b>Republic of Kazakhstan</b>	4963163	11675181	1279870	2551361	5661782	455335	2411802	6013399	824535
Akmola	171645	494674	68050	88148	243458	23658	83497	251216	44392
Aktobe	231847	561375	52457	119640	270723	18673	112207	290652	33784
Almaty	595169	1258496	129800	305795	621090	51161	289374	637406	78639
Atyrau	197104	381042	29382	101189	187525	10185	95915	193517	19197
Batys Kazakhstan	161153	428973	51387	83260	209587	17442	77893	219386	33945
Zhambyl	367679	680474	67154	188987	334096	24928	178692	346378	42226
Karagandy	321794	928703	132237	164580	446433	44130	157214	482270	88107
Kostanai	176227	610331	92576	90381	294489	31605	85846	315842	60971
Kyzylorda	253425	481032	38686	130306	241260	15410	123119	239772	23276
Mangystau	219652	397445	25727	113303	196988	9819	106349	200457	15908
Pavlodar	168190	514868	73956	86548	246575	24567	81642	268293	49389
Soltustik Kazakhstan	116843	382259	64198	60281	187208	21477	56562	195051	42721
Turkistan	729217	1152508	84611	373834	585466	34060	355383	567042	50551
Shygys Kazakhstan	309546	934506	145516	158788	453227	50264	150758	481279	95252
Nur-Sultan city	268446	662408	41838	137899	316032	14937	130547	346376	26901
Almaty city	376364	1235611	139333	194529	558263	47629	181835	677348	91704
Shymkent city	298862	570476	42962	153893	269362	15390	144969	301114	27572
<b>2018</b>									
<b>Republic of Kazakhstan</b>	5109183	11720086	1328068	2628267	5689271	473760	2480916	6030815	854308
Akmola	175407	493370	70165	90196	243608	24431	85211	249762	45734
Aktobe	240442	562799	54470	124118	271702	19367	116324	291097	35103
Almaty	616829	1264439	136010	317706	626679	53738	299123	637760	82272
Atyrau	204557	385585	30542	105080	189985	10619	99477	195600	19923
Batys Kazakhstan	165862	428421	52644	85873	209468	17942	79989	218953	34702
Zhambyl	372094	675527	69597	191269	332522	25806	180825	343005	43791
Karagandy	324951	920194	135392	166132	443078	45313	158819	477116	90079
Kostanai	176474	604143	94999	90557	292108	32578	85917	312035	62421
Kyzylorda	259722	482967	40468	133667	242537	16092	126055	240430	24376
Mangystau	229098	403679	27540	118322	200140	10473	110776	203539	17067
Pavlodar	169913	509409	75532	87493	244537	25108	82420	264872	50424
Soltustik Kazakhstan	116454	376083	66047	60084	184554	22269	56370	191529	43778
Turkistan	737082	1151942	88004	378106	585914	35408	358976	566028	52596
Shygys Kazakhstan	313304	920633	149808	160761	447019	51950	152543	473614	97858

	Total			Male			Female		
	0-14	15-64	65+	0-14	15-64	65+	0-14	15-64	65+
Nur-Sultan city	292449	692178	45950	150287	329198	16460	142162	362980	29490
Almaty city	397190	1259412	145391	205197	567643	49747	191993	691769	95644
Shymkent city	317355	589305	45509	163419	278579	16459	153936	310726	29050
<b>2019</b>									
<b>Republic of Kazakhstan</b>	5249832	11768164	1377571	2701489	5719051	492656	2548343	6049113	884915
Akmola	176844	490291	71452	90871	242709	24939	85973	247582	46513
Aktobe	248906	563899	56832	128485	272460	20266	120421	291439	36566
Almaty	633290	1263988	141657	325880	628228	56071	307410	635760	85586
Atyrau	211803	389991	31997	108791	192459	11241	103012	197532	20756
Batys Kazakhstan	170151	427787	54387	88173	209523	18560	81978	218264	35827
Zhambyl	378312	674886	72242	194506	332940	26791	183806	341946	45451
Karagandy	327176	912770	138586	167480	440482	46261	159696	472288	92325
Kostanai	176510	599198	97087	90610	290312	33440	85900	308886	63647
Kyzylorda	265881	485916	42538	137042	244514	16842	128839	241402	25696
Mangystau	238772	409942	29485	123466	203189	11270	115306	206753	18215
Pavlodar	171579	505085	77189	88253	242907	25680	83326	262178	51509
Soltustik Kazakhstan	115741	371313	67463	59660	182692	22864	56081	188621	44599
Turkistan	749928	1142072	91969	385139	583900	36988	364789	558172	54981
Shygys Kazakhstan	316028	908325	154174	162389	441845	53611	153639	466480	100563
Nur-Sultan city	315104	712275	51005	161871	337449	18302	153233	374826	32703
Almaty city	419376	1284058	151222	216701	578609	51963	202675	705449	99259
Shymkent city	334431	626368	48286	172172	294833	17567	162259	331535	30719
<b>2020</b>									
<b>Republic of Kazakhstan</b>	5372836	11823165	1435778	2765088	5753630	515416	2607748	6069535	920362
Akmola	176724	486468	73543	90882	241090	25677	85842	245378	47866
Aktobe	256832	565105	59714	132602	273590	21386	124230	291515	38328
Almaty	647210	1260715	147799	332214	625732	58442	314996	634983	89357
Atyrau	218147	393263	33870	112192	193937	12053	105955	199326	21817
Batys Kazakhstan	173914	426289	56641	90204	209259	19357	83710	217030	37284
Zhambyl	381037	674162	74900	195887	333513	27772	185150	340649	47128
Karagandy	328824	905480	142578	168414	437689	47886	160410	467791	94692
Kostanai	175764	592871	99914	90171	287777	34593	85593	305094	65321
Kyzylorda	270043	489024	44464	139263	246353	17599	130780	242671	26865
Mangystau	248121	418869	31806	128105	207929	12193	120016	210940	19613
Pavlodar	172743	499943	79483	88840	240895	26588	83903	259048	52895
Soltustik Kazakhstan	114763	364608	69384	59131	179783	23635	55632	184825	45749
Turkistan	760406	1159538	96093	390418	593143	38820	369988	566395	57273
Shygys Kazakhstan	315989	894548	159060	162687	435695	55486	153302	458853	103574
Nur-Sultan city	339675	739819	56662	174360	350395	20383	165315	389424	36279
Almaty city	442880	1315286	158656	229590	595316	54769	213290	719970	103887
Shymkent city	349764	637177	51211	180128	301534	18777	169636	335643	32434
<b>2021</b>									
<b>Republic of Kazakhstan</b>	5522861	11881670	1475021	2843430	5788462	528507	2679431	6093208	946514
Akmola	176849	483832	74885	91114	240211	26171	85735	243621	48714
Aktobe	265401	567040	61892	136889	274971	22266	128512	292069	39626
Almaty	663928	1261434	152605	340640	627245	60236	323288	634189	92369
Atyrau	225243	396894	34973	115845	195740	12379	109398	201154	22594
Batys Kazakhstan	178421	425118	57777	92494	209117	19711	85927	216001	38066
Zhambyl	387494	675394	76304	199235	335263	28146	188259	340131	48158
Karagandy	331955	899144	144839	170221	435326	48548	161734	463818	96291
Kostanai	175993	586663	101894	90285	285036	35392	85708	301627	66502
Kyzylorda	277173	492246	45169	143015	248304	17674	134158	243942	27495
Mangystau	259127	426806	33638	134001	211871	12857	125126	214935	20781
Pavlodar	174595	495448	80969	89860	239024	27095	84735	256424	53874
Soltustik Kazakhstan	113939	359038	70758	58723	177174	24167	55216	181864	46591
Turkistan	777093	1169169	98480	399350	598797	39571	377743	570372	58909

Continuation

	Total			Male			Female		
	0-14	15-64	65+	0-14	15-64	65+	0-14	15-64	65+
Shygys Kazakhstan	318770	882904	162123	164214	430773	56483	154556	452131	105640
Nur-Sultan city	361442	761642	61327	185847	360657	21867	175595	400985	39460
Almaty city	466280	1346649	164329	241701	608853	56497	224579	737796	107832
Shymkent city	369158	652249	53059	189996	310100	19447	179162	342149	33612
<b>Urban population</b>									
<b>2016</b>									
<b>Republic of Kazakhstan</b>	2549669	6742147	743761	1313287	3158633	249619	1236382	3583514	494142
Akmola	81707	237225	32296	42092	112123	10546	39615	125102	21750
Aktobe	136428	353818	30969	70581	165889	10508	65847	187929	20461
Almaty	135612	301090	34316	69619	142505	12576	65993	158585	21740
Atyrau	90335	180104	12965	46209	85058	4382	44126	95046	8583
Batys Kazakhstan	75419	216001	25922	38855	99627	8293	36564	116374	17629
Zhambyl	138803	282314	28393	71664	131422	9881	67139	150892	18512
Karagandy	244559	747428	104754	125282	351278	33607	119277	396150	71147
Kostanai	89907	325222	52148	46321	151024	16798	43586	174198	35350
Kyzylorda	108529	210069	15089	55807	101779	5573	52722	108290	9516
Mangystau	85724	173838	12010	45428	86529	4295	40296	87309	7715
Ontustik Kazakhstan	438023	783078	56676	225337	375915	20668	212686	407163	36008
Pavlodar	111440	371535	51557	57080	172611	16602	54360	198924	34955
Soltustik Kazakhstan	47692	172462	28781	24705	79429	8765	22987	93033	20016
Shygys Kazakhstan	172505	577372	86112	88452	268934	27972	84053	308438	58140
Nur-Sultan city	234818	599691	38075	120693	286472	13530	114125	313219	24545
Almaty city	358168	1210900	133698	185162	548038	45623	173006	662862	88075
<b>2017</b>									
<b>Republic of Kazakhstan</b>	2698879	6855374	777239	1389910	3215483	261265	1308969	3639891	515974
Akmola	82732	232737	33223	42664	110352	10800	40068	122385	22423
Aktobe	159913	390111	35914	82639	183683	12450	77274	206428	23464
Almaty	142014	297459	35244	72915	141159	12850	69099	156300	22394
Atyrau	104653	198890	14564	53644	94434	4898	51009	104456	9666
Batys Kazakhstan	79988	217632	26839	41234	100488	8567	38754	117144	18272
Zhambyl	142002	277360	29308	73188	129494	10160	68814	147866	19148
Karagandy	250502	740166	107831	128142	348701	34641	122360	391465	73190
Kostanai	92340	322940	53542	47523	150191	17302	44817	172749	36240
Kyzylorda	113445	211539	15850	58306	102604	5785	55139	108935	10065
Mangystau	89392	171555	12593	47176	85571	4530	42216	85984	8063
Pavlodar	114102	367405	53160	58594	170950	17101	55508	196455	36059
Soltustik Kazakhstan	48972	171233	29997	25377	78981	9225	23595	92252	20772
Turkistan	156977	216633	16130	80780	108607	6148	76197	108026	9982
Shygys Kazakhstan	178175	571219	88911	91407	266611	28852	86768	304608	60059
Nur-Sultan city	268446	662408	41838	137899	316032	14937	130547	346376	26901
Almaty city	376364	1235611	139333	194529	558263	47629	181835	677348	91704
Shymkent city	298862	570476	42962	153893	269362	15390	144969	301114	27572
<b>2018</b>									
<b>Republic of Kazakhstan</b>	2800649	6901015	808132	1442190	3238439	272005	1358459	3662576	536127
Akmola	84228	230223	34234	43474	109476	11108	40754	120747	23126
Aktobe	168677	395730	37728	87249	186447	13062	81428	209283	24666
Almaty	142020	286230	36203	72757	136381	13141	69263	149849	23062
Atyrau	109045	201138	15238	55924	95526	5142	53121	105612	10096
Batys Kazakhstan	84743	220745	27775	43775	102104	8912	40968	118641	18863
Zhambyl	143138	270474	30283	73659	126709	10476	69479	143765	19807
Karagandy	253996	734788	110361	129837	346853	35510	124159	387935	74851
Kostanai	94369	323160	55278	48581	150592	17904	45788	172568	37374
Kyzylorda	117068	212406	16719	60115	103290	6079	56953	109116	10640
Mangystau	88738	167424	13081	46774	83441	4711	41964	83983	8370
Pavlodar	115113	363888	54476	59171	169652	17459	55942	194236	37017
Soltustik Kazakhstan	49855	170647	31235	25790	78936	9646	24065	91711	21589



	Total			Male			Female		
	0-14	15-64	65+	0-14	15-64	65+	0-14	15-64	65+
Turkistan	159102	213187	16556	81984	107098	6263	77118	106089	10293
Shygys Kazakhstan	183563	570080	92115	94197	266514	29926	89366	303566	62189
Nur-Sultan city	292449	692178	45950	150287	329198	16460	142162	362980	29490
Almaty city	397190	1259412	145391	205197	567643	49747	191993	691769	95644
Shymkent city	317355	589305	45509	163419	278579	16459	153936	310726	29050
<b>2019</b>									
<b>Republic of Kazakhstan</b>	2902910	6955367	839931	1495202	3265237	283152	1407708	3690130	556779
Akmola	85426	227928	34915	44101	108741	11312	41325	119187	23603
Aktobe	176540	398372	39580	91360	187790	13749	85180	210582	25831
Almaty	143306	277109	36996	73339	132275	13375	69967	144834	23621
Atyrau	112477	201880	15861	57792	96149	5388	54685	105731	10473
Batys Kazakhstan	89065	221364	28830	46049	102696	9228	43016	118668	19602
Zhambyl	146907	268674	31425	75555	126012	10855	71352	142662	20570
Karagandy	256584	727853	112981	131323	344418	36234	125261	383435	76747
Kostanai	96177	322770	56734	49421	150748	18420	46756	172022	38314
Kyzylorda	120701	213661	17658	62096	104170	6417	58605	109491	11241
Mangystau	89632	167604	13818	47191	83292	5006	42441	84312	8812
Pavlodar	116286	359859	55884	59729	167937	17889	56557	191922	37995
Soltustik Kazakhstan	50499	169958	32216	26085	78843	10019	24414	91115	22197
Turkistan	162481	209785	17135	83710	106143	6453	78771	103642	10682
Shygys Kazakhstan	187918	565849	95385	96707	265132	30975	91211	300717	64410
Nur-Sultan city	315104	712275	51005	161871	337449	18302	153233	374826	32703
Almaty city	419376	1284058	151222	216701	578609	51963	202675	705449	99259
Shymkent city	334431	626368	48286	172172	294833	17567	162259	331535	30719
<b>2020</b>									
<b>Republic of Kazakhstan</b>	3019948	7035945	882759	1556304	3309361	298584	1463644	3726584	584175
Akmola	86451	225515	36151	44635	107680	11718	41816	117835	24433
Aktobe	184435	401617	41965	95446	189620	14625	88989	211997	27340
Almaty	144535	268821	38195	73764	127968	13719	70771	140853	24476
Atyrau	121722	212934	17585	62658	101665	6050	59064	111269	11535
Batys Kazakhstan	93133	221063	30202	48196	102947	9691	44937	118116	20511
Zhambyl	149505	265924	32704	76836	124949	11233	72669	140975	21471
Karagandy	258888	722676	116427	132637	342634	37493	126251	380042	78934
Kostanai	102973	339031	61445	52925	158712	20107	50048	180319	41338
Kyzylorda	123966	215546	18602	63937	105282	6759	60029	110264	11843
Mangystau	91356	170468	14824	47846	84701	5355	43510	85767	9469
Pavlodar	117461	355579	57722	60399	165982	18583	57062	189597	39139
Soltustik Kazakhstan	51053	168330	33443	26378	78207	10449	24675	90123	22994
Turkistan	171421	216020	18104	88284	109127	6738	83137	106893	11366
Shygys Kazakhstan	190730	560139	98861	98285	262642	32135	92445	297497	66726
Nur-Sultan city	339675	739819	56662	174360	350395	20383	165315	389424	36279
Almaty city	442880	1315286	158656	229590	595316	54769	213290	719970	103887
Shymkent city	349764	637177	51211	180128	301534	18777	169636	335643	32434
<b>2021</b>									
<b>Republic of Kazakhstan</b>	3141193	7101942	908241	1619212	3343244	305836	1521981	3758698	602405
Akmola	87796	224799	36725	45356	107578	11839	42440	117221	24886
Aktobe	192312	404761	43887	99431	191486	15320	92881	213275	28567
Almaty	149388	266866	38831	76179	127033	13774	73209	139833	25057
Atyrau	125517	214215	18055	64675	102287	6119	60842	111928	11936
Batys Kazakhstan	96931	220498	30849	50126	102874	9855	46805	117624	20994
Zhambyl	154556	266273	33226	79331	125331	11259	75225	140942	21967
Karagandy	262393	718819	118408	134509	341297	38017	127884	377522	80391
Kostanai	104392	337912	62605	53687	158395	20431	50705	179517	42174
Kyzylorda	128598	217403	18938	66393	106227	6820	62205	111176	12118
Mangystau	97160	174943	15610	50915	86720	5599	46245	88223	10011
Pavlodar	118998	352458	58769	61214	164606	18888	57784	187852	39881
Soltustik Kazakhstan	51583	167482	34139	26654	77915	10606	24929	89567	23533

Continuation

	Total			Male			Female		
	0-14	15-64	65+	0-14	15-64	65+	0-14	15-64	65+
Turkistan	179597	219793	18284	92654	111077	6689	86943	108716	11595
Shygys Kazakhstan	195092	555180	101200	100544	260808	32809	94548	294372	68391
Nur-Sultan city	361442	761642	61327	185847	360657	21867	175595	400985	39460
Almaty city	466280	1346649	164329	241701	608853	56497	224579	737796	107832
Shymkent city	369158	652249	53059	189996	310100	19447	179162	342149	33612
<b>Rural population</b>									
<b>2016</b>									
<b>Republic of Kazakhstan</b>	2245668	4895944	492707	1150618	2480152	189491	1095050	2415792	303216
Akmola	90082	269047	34063	46055	136431	12524	44027	132616	21539
Aktobe	86015	208223	19355	44270	104999	7297	41745	103224	12058
Almaty	430052	955105	91377	220454	476726	37055	209598	478379	54322
Atyrau	98363	197281	15463	50703	100422	5476	47660	96859	9987
Batys Kazakhstan	80943	214689	24006	41840	110566	8583	39103	104123	15423
Zhambyl	220989	403673	36577	113309	204772	14253	107680	198901	22324
Karagandy	71866	192422	23781	36689	99511	9185	35177	92911	14596
Kostanai	85554	292642	38333	43516	146474	13893	42038	146168	24440
Kyzylorda	138692	270493	22186	71171	138734	9359	67521	131759	12827
Mangystau	124182	218880	12140	62871	107844	4939	61311	111036	7201
Ontustik Kazakhstan	563863	933230	66001	288692	474767	26893	275171	458463	39108
Pavlodar	53846	149839	20377	27888	76544	7270	25958	73295	13107
Soltustik Kazakhstan	69076	217853	33730	35552	111307	11940	33524	106546	21790
Shygys Kazakhstan	132145	372567	55318	67608	191055	20824	64537	181512	34494
<b>2017</b>									
<b>Republic of Kazakhstan</b>	2264284	4819807	502631	1161451	2446299	194070	1102833	2373508	308561
Akmola	88913	261937	34827	45484	133106	12858	43429	128831	21969
Aktobe	71934	171264	16543	37001	87040	6223	34933	84224	10320
Almaty	453155	961037	94556	232880	479931	38311	220275	481106	56245
Atyrau	92451	182152	14818	47545	93091	5287	44906	89061	9531
Batys Kazakhstan	81165	211341	24548	42026	109099	8875	39139	102242	15673
Zhambyl	225677	403114	37846	115799	204602	14768	109878	198512	23078
Karagandy	71292	188537	24406	36438	97732	9489	34854	90805	14917
Kostanai	83887	287391	39034	42858	144298	14303	41029	143093	24731
Kyzylorda	139980	269493	22836	72000	138656	9625	67980	130837	13211
Mangystau	130260	225890	13134	66127	111417	5289	64133	114473	7845
Pavlodar	54088	147463	20796	27954	75625	7466	26134	71838	13330
Soltustik Kazakhstan	67871	211026	34201	34904	108227	12252	32967	102799	21949
Turkistan	572240	935875	68481	293054	476859	27912	279186	459016	40569
Shygys Kazakhstan	131371	363287	56605	67381	186616	21412	63990	176671	35193
<b>2018</b>									
<b>Republic of Kazakhstan</b>	2308534	4819071	519936	1186077	2450832	201755	1122457	2368239	318181
Akmola	91179	263147	35931	46722	134132	13323	44457	129015	22608
Aktobe	71765	167069	16742	36869	85255	6305	34896	81814	10437
Almaty	474809	978209	99807	244949	490298	40597	229860	487911	59210
Atyrau	95512	184447	15304	49156	94459	5477	46356	89988	9827
Batys Kazakhstan	81119	207676	24869	42098	107364	9030	39021	100312	15839
Zhambyl	228956	405053	39314	117610	205813	15330	111346	199240	23984
Karagandy	70955	185406	25031	36295	96225	9803	34660	89181	15228
Kostanai	82105	280983	39721	41976	141516	14674	40129	139467	25047
Kyzylorda	142654	270561	23749	73552	139247	10013	69102	131314	13736
Mangystau	140360	236255	14459	71548	116699	5762	68812	119556	8697
South-Kazakhstan	54800	145521	21056	28322	74885	7649	26478	70636	13407
Pavlodar	66599	205436	34812	34294	105618	12623	32305	99818	22189
Soltustik Kazakhstan	577980	938755	71448	296122	478816	29145	281858	459939	42303
Shygys Kazakhstan	129741	350553	57693	66564	180505	22024	63177	170048	35669
<b>2019</b>									
<b>Republic of Kazakhstan</b>	2346922	4812797	537640	1206287	2453814	209504	1140635	2358983	328136



	Total			Male			Female		
	0-14	15-64	65+	0-14	15-64	65+	0-14	15-64	65+
Akmola	91418	262363	36537	46770	133968	13627	44648	128395	22910
Aktobe	72366	165527	17252	37125	84670	6517	35241	80857	10735
Almaty	489984	986879	104661	252541	495953	42696	237443	490926	61965
Atyrau	99326	188111	16136	50999	96310	5853	48327	91801	10283
Batys Kazakhstan	81086	206423	25557	42124	106827	9332	38962	99596	16225
Zhambyl	231405	406212	40817	118951	206928	15936	112454	199284	24881
Karagandy	70592	184917	25605	36157	96064	10027	34435	88853	15578
Kostanai	80333	276428	40353	41189	139564	15020	39144	136864	25333
Kyzylorda	145180	272255	24880	74946	140344	10425	70234	131911	14455
Mangystau	149140	242338	15667	76275	119897	6264	72865	122441	9403
Pavlodar	55293	145226	21305	28524	74970	7791	26769	70256	13514
Soltustik Kazakhstan	65242	201355	35247	33575	103849	12845	31667	97506	22402
Turkistan	587447	932287	74834	301429	477757	30535	286018	454530	44299
Shygys Kazakhstan	128110	342476	58789	65682	176713	22636	62428	165763	36153
<b>2020</b>									
<b>Republic of Kazakhstan</b>	2352888	4787220	553019	1208784	2444269	216832	1144104	2342951	336187
Akmola	90273	260953	37392	46247	133410	13959	44026	127543	23433
Aktobe	72397	163488	17749	37156	83970	6761	35241	79518	10988
Almaty	502675	991894	109604	258450	497764	44723	244225	494130	64881
Atyrau	96425	180329	16285	49534	92272	6003	46891	88057	10282
Batys Kazakhstan	80781	205226	26439	42008	106312	9666	38773	98914	16773
Zhambyl	231532	408238	42196	119051	208564	16539	112481	199674	25657
Karagandy	69936	182804	26151	35777	95055	10393	34159	87749	15758
Kostanai	72791	253840	38469	37246	129065	14486	35545	124775	23983
Kyzylorda	146077	273478	25862	75326	141071	10840	70751	132407	15022
Mangystau	156765	248401	16982	80259	123228	6838	76506	125173	10144
Pavlodar	55282	144364	21761	28441	74913	8005	26841	69451	13756
Soltustik Kazakhstan	63710	196278	35941	32753	101576	13186	30957	94702	22755
Turkistan	588985	943518	77989	302134	484016	32082	286851	459502	45907
Shygys Kazakhstan	125259	334409	60199	64402	173053	23351	60857	161356	36848
<b>2021</b>									
<b>Republic of Kazakhstan</b>	2381668	4779728	566780	1224218	2445218	222671	1157450	2334510	344109
Akmola	89053	259033	38160	45758	132633	14332	43295	126400	23828
Aktobe	73089	162279	18005	37458	83485	6946	35631	78794	11059
Almaty	514540	994568	113774	264461	500212	46462	250079	494356	67312
Atyrau	99726	182679	16918	51170	93453	6260	48556	89226	10658
Batys Kazakhstan	81490	204620	26928	42368	106243	9856	39122	98377	17072
Zhambyl	232938	409121	43078	119904	209932	16887	113034	199189	26191
Karagandy	69562	180325	26431	35712	94029	10531	33850	86296	15900
Kostanai	71601	248751	39289	36598	126641	14961	35003	122110	24328
Kyzylorda	148575	274843	26231	76622	142077	10854	71953	132766	15377
Mangystau	161967	251863	18028	83086	125151	7258	78881	126712	10770
Pavlodar	55597	142990	22200	28646	74418	8207	26951	68572	13993
Soltustik Kazakhstan	62356	191556	36619	32069	99259	13561	30287	92297	23058
Turkistan	597496	949376	80196	306696	487720	32882	290800	461656	47314
Shygys Kazakhstan	123678	327724	60923	63670	169965	23674	60008	157759	37249

3.3 Dependency ratio <sup>1)</sup>

at the beginning of the year, per 1000 people of working age

	Younger and older than working age					Younger than working age					Older than working age								
	2016	2017	2018	2019	2020	2021	2016	2017	2018	2019	2020	2021	2016	2017	2018	2019	2020	2021	
Republic of Kazakhstan	Total population																		
	644	665	687	692	713	715	467	482	496	505	518	526	177	184	191	187	195	189	
	614	634	654	652	666	657	392	402	414	418	423	420	221	233	241	234	243	237	
	597	623	650	661	688	697	445	463	482	495	514	527	153	160	168	166	174	170	
	675	707	734	744	772	779	508	534	553	566	584	595	167	173	181	178	188	184	
	692	718	742	749	773	780	560	581	598	609	625	637	132	138	144	140	147	143	
	605	629	654	660	684	687	412	428	444	454	468	477	193	201	210	206	216	210	
	755	781	805	808	826	826	594	613	628	635	646	652	161	169	177	173	180	174	
	611	630	650	649	667	663	386	397	408	412	420	423	224	233	242	237	247	240	
	567	582	599	596	613	608	329	335	341	342	346	346	238	247	258	254	267	261	
	714	734	754	758	775	779	580	594	608	615	625	634	134	140	146	143	150	145	
	707	733	760	772	796	803	596	616	636	649	666	677	111	117	124	123	130	126	
	587	608	631	632	654	651	363	374	385	390	400	404	224	234	245	241	254	247	
	626	647	667	662	681	675	352	361	368	367	372	373	273	286	299	294	309	303	
	781	847	862	876	887	885	658	718	727	743	749	752	123	129	134	133	139	133	
	619	643	669	671	694	693	371	383	396	403	412	417	248	260	272	269	282	276	
	538	553	580	605	637	649	428	443	463	485	507	521	110	110	117	120	130	128	
	508	521	539	544	563	564	332	340	353	364	378	386	177	181	186	180	185	178	
	-	716	739	721	749	759	759	-	586	605	594	616	631	-	130	135	126	133	128
	Republic of Kazakhstan	Urban population																	
610		633	656	662	688	692	427	444	460	470	487	498	183	189	197	192	201	194	
629		654	678	680	705	699	396	410	424	432	445	447	233	244	254	248	260	251	
581		616	645	660	691	701	430	457	478	495	517	532	151	159	167	164	174	169	
703		741	780	802	847	858	511	541	566	588	618	636	192	200	214	214	229	222	
691		722	748	759	785	793	560	588	607	622	641	654	131	134	141	137	144	139	
591		620	650	667	702	713	392	414	436	456	480	496	199	206	215	211	223	217	
734		766	802	815	848	855	559	581	606	622	645	661	175	185	196	193	203	194	
605		625	645	646	665	662	375	387	398	404	413	418	230	238	247	242	252	245	
574		594	614	614	635	631	318	328	338	343	352	355	256	265	276	271	283	277	
705		735	762	770	795	806	577	600	619	631	648	664	128	135	143	139	148	142	
680		721	746	747	761	771	552	584	600	602	608	625	128	137	146	145	153	146	
566		589	611	613	639	637	342	354	364	369	381	386	224	235	247	244	258	251	
605		628	649	646	667	663	321	333	342	345	352	356	283	295	307	301	315	307	
755		962	997	1022	1055	1064	628	823	854	878	906	924	127	138	145	144	149	140	
590		614	640	646	671	673	343	357	372	381	393	402	247	257	268	265	278	272	

	Younger and older than working age						Younger than working age						Older than working age					
	2016	2017	2018	2019	2020	2021	2016	2017	2018	2019	2020	2021	2016	2017	2018	2019	2020	2021
Nur-Sultan city	538	553	580	605	637	649	428	443	463	485	507	521	110	110	117	120	130	128
Almaty city	508	521	539	544	563	564	332	340	353	364	378	386	177	181	186	180	185	178
Shymkent city	-	716	739	721	749	759	-	586	605	594	616	631	-	130	135	126	133	128
<b>Rural population</b>																		
Republic of Kazakhstan	691	712	732	735	751	749	523	536	549	556	565	568	169	176	183	179	186	181
Akmola	601	617	634	627	633	621	389	394	405	405	404	397	212	223	229	222	229	224
Aktobe	625	640	661	664	683	686	469	477	490	496	507	515	156	162	171	168	176	171
Almaty	666	697	720	728	752	758	507	532	549	560	575	584	159	165	171	168	177	174
Atyrau	694	714	735	739	758	764	560	573	588	596	606	617	134	141	148	144	151	148
Batys Kazakhstan	620	639	658	653	665	659	432	443	452	453	456	456	188	197	206	201	209	202
Zhambyl	770	792	807	804	812	807	618	634	643	644	647	646	151	158	164	159	165	161
Karagandy	635	651	671	663	675	668	431	437	446	444	447	446	205	214	225	219	228	222
Kostanai	560	569	581	575	584	576	341	342	343	341	339	335	218	227	238	234	245	241
Kyzylorda	721	734	748	748	760	757	582	589	599	602	608	611	139	145	149	146	152	146
Mangystau	729	742	770	789	820	825	630	640	661	681	705	713	98	102	109	108	114	112
Pavlodar	639	657	679	677	690	686	415	425	438	443	447	449	224	232	241	234	243	237
Southtustik Kazakhstan	642	662	683	675	693	686	377	383	390	387	390	388	265	278	293	288	303	299
Turkistan <sup>2)</sup>	804	820	831	844	849	844	683	694	700	713	713	712	121	126	132	131	136	132
Shygyys Kazakhstan	665	687	716	714	733	726	414	424	437	439	445	444	251	264	279	275	289	282

<sup>1)</sup>The working age population includes from 16 until the generally established pension age according to the Law of the Republic of Kazakhstan 'On Pension Provision of Citizens of the Republic of Kazakhstan'

<sup>2)</sup>Data for 2016 for the Ontustik Kazakhstan.

### 3.4 Population structure by gender and age groups

#### Republic of Kazakhstan

at the beginning of the year, people

Age	Total						Male						Female					
	2016	2017	2018	2019	2020	2021	2016	2017	2018	2019	2020	2021	2016	2017	2018	2019	2020	2021
<b>Total population</b>																		
<b>Total</b>	17669896	17918214	18157337	18395567	18631779	18879552	8541800	8668478	8791298	8913196	9034134	9160399	9128096	9249736	9366039	9482371	9597645	9719153
0	395272	397737	387374	394539	398745	423528	203441	205505	200101	203337	206028	218902	191831	192232	187273	191202	192717	204626
1 - 4	1517500	1543740	1564357	1568369	1566941	1571832	780300	793867	806175	808665	808125	811416	737200	749873	758182	759704	758816	760416
5 - 9	1648816	1723123	1789032	1821346	1862979	1894881	847231	885287	918598	936274	957417	974325	801585	837836	870434	885072	905562	920556
10 - 14	1233749	1298563	1368420	1465578	1544171	1632620	632933	666702	703393	753213	793518	838787	600816	631861	665027	712365	750653	793833

Continuation

Age	Total						Male						Female						
	2016	2017	2018	2019	2020	2021	2016	2017	2018	2019	2020	2021	2016	2017	2018	2019	2020	2021	
15 - 19	1132504	1109500	1115277	1133899	1179689	1222902	578607	567277	570446	580061	604435	627240	553897	542223	544831	553838	575254	595662	
20 - 24	1425995	1357903	1283841	1221058	1159280	1124083	722871	690952	653808	622337	591521	573636	703124	666951	630033	598721	567759	550447	
25 - 29	1641772	1625069	1590924	1537991	1482945	1413169	811266	803792	789976	768741	745710	715121	830506	821277	800948	769250	737235	698048	
30 - 34	1402714	1462406	1519168	1569963	1597836	1617067	694373	723674	751594	775041	787467	797061	708341	738732	767574	794922	810369	820006	
35 - 39	1231088	1242212	1268671	1294221	1333924	1370229	604155	610981	624575	638200	658488	675565	626933	631231	644096	656021	675436	694664	
40 - 44	1132747	1145101	1150319	1164381	1175898	1196696	545522	551728	555770	563949	571200	583292	587225	593373	594549	600432	604698	613404	
45 - 49	1042224	1053179	1069994	1079851	1093072	1096284	498224	503869	511157	515780	522236	522508	544000	549310	558837	564071	570836	573776	
50 - 54	1047487	1033499	1015439	1002994	994519	1002632	488308	482777	475906	470589	466797	472865	559179	550722	539533	532405	527722	529767	
55 - 59	914207	952156	981554	999986	1008792	992169	412663	431261	445474	455448	461380	452903	501544	520895	536080	544538	547412	539266	
60 - 64	667353	694156	724899	763820	797210	846439	282796	295471	310565	328905	344396	368271	384557	398685	414334	434915	452814	478168	
65 - 69	479914	513392	536004	558071	581721	593409	189463	202643	211610	221184	231939	237210	290451	310749	324394	336887	349782	356199	
70 - 74	243035	240450	261060	303652	356139	403052	89079	88761	97417	112335	130760	146044	153956	151689	163643	191317	225379	257008	
75 - 79	311635	305594	289320	253099	217017	185323	103653	100584	94004	82267	71036	61100	207982	205010	195316	170832	145981	124223	
80 - 84	115364	136289	155625	179035	196257	203846	34512	41164	47442	53890	58015	59240	80852	95125	108183	125145	138242	144606	
85 - 89	66348	62242	62747	58146	58726	60088	17053	16133	16574	15539	15924	15972	49295	46109	46173	42607	42802	44116	
90 - 94	16668	18236	19155	20899	20154	22774	4119	4663	5046	5497	5346	6170	12549	13573	14109	15402	14808	16604	
95 - 99	2740	2954	3262	3628	4509	4924	912	1035	1212	1394	1698	1879	1828	1919	2050	2234	2811	3045	
100+	764	713	895	1041	1255	1605	319	352	455	550	698	892	445	361	440	491	557	713	
Total	Urban population																		
	10035577	10331492	10509796	10698208	10938652	11151376	4721539	4866658	4952634	5043591	5164249	5268292	5314038	5464834	5557162	5654617	5774403	5883084	
	223866	230478	223769	230441	236163	247688	115422	118965	115540	118891	122140	128175	108444	111513	108229	111550	114023	119513	
	841436	873448	889374	896841	910016	923806	433297	449737	458760	462544	469596	477019	408139	423711	430614	434297	440420	446787	
	869791	933205	983045	1016687	1052429	1086181	448241	480697	505362	523352	559409	421550	452508	477683	493335	510606	526772	546772	
	614576	661748	704461	758941	821340	883518	316327	340511	362528	390415	422745	454609	298249	321237	341933	368526	398595	428909	
	568473	570369	576533	594235	615564	640297	289044	290745	294690	304124	316201	329401	279429	279624	281843	290111	299363	310896	
	802037	762983	716260	687625	661431	644186	393047	376632	353628	339332	327253	319156	408990	386351	362632	348293	334178	325030	
	1029728	1041071	1021393	974908	926444	866709	488778	492918	484318	465008	445709	420699	540950	548153	537075	509900	480735	446010	
	841172	890617	934969	980668	1022126	1058820	405931	429163	450168	469401	487195	501817	435241	461454	484801	511267	534931	557003	
	724655	743744	763650	782810	817821	846833	346352	356636	366976	376832	394160	407050	378303	387108	396674	405978	423661	439783	
	655960	670687	674474	685403	700530	720191	303907	311390	314119	320500	329687	341268	352053	359297	360355	364903	370843	378923	
	45 - 49	599061	613523	625342	632332	643656	647141	275571	282729	287272	289904	294690	295576	323490	330794	338070	342428	348966	351565
	50 - 54	600708	596584	586192	579954	579742	588062	268939	267601	263291	260192	260288	265368	331769	328983	322901	319762	319454	322694
	55 - 59	528836	556729	574129	584494	592301	582264	229124	242046	249681	254984	259276	253717	299712	314683	324448	329510	333025	328547
	60 - 64	391517	409067	428073	452938	476330	507439	157940	165623	174296	184960	194902	209192	233577	243444	253777	267978	281428	298247

Age	Total						Male						Female					
	2016	2017	2018	2019	2020	2021	2016	2017	2018	2019	2020	2021	2016	2017	2018	2019	2020	2021
65 - 69	290771	312903	325963	338576	354544	361865	109121	117399	121981	127238	133952	136701	181650	195504	203982	211338	220592	225164
70 - 74	141605	143076	159505	187929	223360	252967	49122	50107	56465	65673	77338	86288	92483	92969	103040	122256	146022	166679
75 - 79	186327	185115	173401	151346	130489	112089	58059	57001	52703	46086	40120	34509	128268	128114	120698	105260	90369	77580
80 - 84	71823	83673	96170	110560	122149	126130	20301	23767	27293	30888	33444	33951	51522	59906	68877	79672	88705	92179
85 - 89	41514	39639	39511	36829	37124	38299	10147	9752	9955	9422	9644	9485	31367	29887	29556	27407	27480	28814
90 - 94	9931	10864	11493	12323	12278	13826	2244	2515	2781	2904	2960	3637	7687	8349	8712	9419	9318	10189
95 - 99	1408	1609	1651	1892	2240	2315	471	563	611	691	802	835	937	1046	1040	1201	1438	1480
100+	382	360	438	476	575	750	154	161	216	250	324	430	228	199	222	226	251	320
Total	7634319	7586722	7647541	7697359	7693127	7728176	3820261	3801820	3838664	3869605	3869885	3892107	3814058	3784902	3808877	3827754	3823242	3836069
0	171406	167259	163605	164098	162582	175840	88019	86540	84561	84446	83888	90727	83387	80719	79044	79652	78694	85113
1 - 4	676064	670292	674983	671528	656925	648026	347003	344130	347415	346121	338529	334397	329061	326162	327568	325407	318396	313629
5 - 9	779025	789918	805987	804659	810550	808700	398990	404590	413236	412922	415594	414916	380035	385328	392751	391737	394956	393784
10 - 14	619173	636815	663959	706637	722831	749102	316606	326191	340865	362798	370773	384178	302567	310624	323094	343839	352058	364924
15 - 19	564031	539131	538744	539664	564125	582605	289563	276532	275756	275937	288234	297839	274468	262599	262988	263727	275891	284766
20 - 24	623958	594920	567581	533433	497849	479897	329824	314320	300180	283005	264268	254480	294134	280600	267401	250428	233581	225417
25 - 29	612044	583998	569531	563083	556501	546460	322488	310874	305658	303733	300001	294422	289556	273124	263873	259350	256500	252038
30 - 34	561542	571789	584199	589295	575710	558247	288442	294511	301426	305640	300272	295244	273100	277278	282773	283655	275438	263003
35 - 39	506433	498468	505021	511411	516103	523396	257803	254345	257599	261368	264328	268515	248630	244123	247422	250043	251775	254881
40 - 44	476787	474414	475845	478978	475368	476505	241615	240338	241651	243449	241513	242024	235172	234076	234194	235529	233855	234481
45 - 49	443163	439656	444652	447519	449416	449143	222653	221140	223885	225876	227546	226932	220510	218516	220767	221643	221870	222211
50 - 54	446779	436915	429247	423040	414777	414570	219369	215176	212615	210397	206509	207497	227410	221739	216632	212643	208268	207073
55 - 59	385371	395427	407425	415492	416491	409905	183539	189215	195793	200464	202104	199186	201832	206212	211632	215028	214387	210719
60 - 64	275836	285089	296826	310882	320880	339000	124856	129848	136269	143945	149494	159079	150980	155241	160557	166937	171386	179921
65 - 69	189143	200489	210041	219495	227177	231544	80342	85244	89629	93946	97987	100509	108801	115245	120412	125549	129190	131035
70 - 74	101430	97374	101555	115723	132779	150085	39957	38654	40952	46662	53422	59756	61473	58720	60603	69061	79357	90329
75 - 79	125308	120479	115919	101753	86528	73234	45594	43583	41301	36181	30916	26591	79714	76896	74618	65572	55612	46643
80 - 84	43541	52616	59455	68475	74108	77716	14211	17397	20149	23002	24571	25289	29330	35219	39306	45473	49537	52427
85 - 89	24834	22603	23236	21317	21602	21789	6906	6381	6619	6117	6280	6487	17928	16222	16617	15200	15322	15302
90 - 94	6737	7372	7662	8576	7876	8948	1875	2148	2265	2593	2386	2533	4862	5224	5397	5983	5490	6415
95 - 99	1332	1345	1611	1736	2269	2609	441	472	601	703	896	1044	891	873	1010	1033	1373	1565
100+	382	353	457	565	680	855	165	191	239	300	374	462	217	162	218	265	306	393

Rural population

## Akmola

at the beginning of the year, people

Age	Total						Male						Female					
	2016	2017	2018	2019	2020	2021	2016	2017	2018	2019	2020	2021	2016	2017	2018	2019	2020	2021
<b>Total population</b>																		
<b>Total</b>	744420	734369	738942	738587	736735	735566	359771	355264	358235	358519	357649	357496	384649	379105	380707	380068	379086	378070
0	12650	12111	12226	12286	12086	12393	6510	6265	6331	6309	6259	6459	6140	5846	5895	5977	5827	5934
1 - 4	50752	50197	49850	49288	48512	47435	26021	25660	25677	25445	25011	24510	24731	24537	24173	23843	23501	22925
5 - 9	59176	59224	61615	61242	60648	60588	30324	30449	31542	31406	31149	31170	28852	28775	30073	29836	29499	29418
10 - 14	49211	50113	51716	54028	55478	56433	25292	25774	26646	27711	28463	28975	23919	24339	25070	26317	27015	27458
15 - 19	48242	43222	43119	43911	45926	47311	24739	22159	22031	22521	23511	24271	23503	21063	21088	21390	22415	23040
20 - 24	57035	53916	50831	47638	43705	42028	29349	27958	26543	24805	22759	21855	27686	25958	24288	22833	20946	20173
25 - 29	60479	58245	57059	55449	53915	51754	31851	30699	29974	29011	28055	26940	28628	27546	27085	26438	25860	24814
30 - 34	54950	55439	57365	58066	57667	56932	27959	28444	29726	30305	30315	29990	26991	26995	27639	27761	27352	26942
35 - 39	52069	50951	51299	51306	51863	52566	25903	25354	25619	25956	26286	26693	26166	25597	25680	25350	25577	25873
40 - 44	49939	49859	49654	49788	49754	49736	24058	24213	24338	24435	24529	24746	25881	25646	25316	25353	25225	24990
45 - 49	48219	47518	47834	47702	47872	47567	23265	22872	22936	22919	22967	22798	24954	24646	24898	24783	24905	24769
50 - 54	51623	49781	48670	47463	45860	45674	24420	23588	23063	22654	21874	21857	27203	26193	25607	24809	23986	23817
55 - 59	47957	49321	49853	49803	49566	47865	21826	22684	23151	23108	23190	22399	26131	26637	26702	26695	26376	25466
60 - 64	35759	36422	37686	39165	40340	42399	15184	15487	16227	16995	17604	18662	20575	20935	21459	22170	22736	23737
65 - 69	25562	27139	28467	29127	29854	30445	10317	10844	11312	11616	11878	12153	15245	16295	17155	17511	17976	18292
70 - 74	12928	12548	13626	15662	18316	20556	4584	4583	5093	5870	6788	7553	8344	7965	8533	9792	11528	13003
75 - 79	17597	17225	15813	13515	11136	9165	5577	5380	4817	4066	3388	2812	12020	11845	10996	9449	7748	6353
80 - 84	6205	7252	8399	9527	10542	10685	1756	2062	2428	2634	2846	2808	4449	5190	5971	6893	7696	7877
85 - 89	3278	3026	2953	2672	2723	2904	690	623	585	554	593	636	2588	2403	2368	2118	2130	2268
90 - 94	690	764	790	794	753	870	122	145	165	161	134	148	568	619	625	633	619	722
95 - 99	71	84	99	131	190	217	18	16	26	32	43	48	53	68	73	99	147	169
100+	28	12	18	24	29	43	6	5	5	6	7	13	22	7	13	18	22	30
<b>Urban population</b>																		
<b>Total</b>	351228	348692	348685	348269	348117	349320	164761	163816	164058	164154	164033	164773	186467	184876	184627	184115	184084	184547
0	6686	6525	6496	6386	6364	6494	3462	3369	3388	3328	3304	3353	3224	3156	3108	3058	3060	3141
1 - 4	26222	26096	25659	25473	25189	24964	13487	13343	13234	13198	13064	12942	12735	12753	12425	12125	12125	12022
5 - 9	28091	28698	30070	30643	30370	30464	14459	14919	15453	15765	15664	15739	13632	13779	14617	14878	14706	14725
10 - 14	20708	21413	22003	22924	24528	25874	10684	11033	11399	11810	12603	13322	10024	10380	10604	11114	11925	12552
15 - 19	19912	18524	18466	18708	19641	20384	10220	9517	9424	9638	10092	10534	9692	9007	9042	9070	9549	9850
20 - 24	25429	23748	22058	20773	19341	18852	12502	11905	11343	10670	9942	9646	12927	11843	10715	10103	9399	9206
25 - 29	30854	30043	28852	27156	25345	23735	15436	14915	14140	13420	12558	11893	15418	15128	14712	13736	12787	11842
30 - 34	26764	26916	27860	28507	28546	28865	13264	13437	14097	14404	14453	14557	13500	13479	13763	14103	14093	14308
35 - 39	24921	24441	24284	24146	24518	24856	12307	12053	11968	12007	12136	12283	12614	12388	12316	12139	12382	12573



Age	Total						Male					Female						
	2016	2017	2018	2019	2020	2021	2016	2017	2018	2019	2020	2021	2016	2017	2018	2019	2020	2021
40 - 44	23420	23352	23046	23119	22997	23110	10850	10962	10957	11049	11126	11320	12570	12390	12089	12070	11871	11790
45 - 49	22181	21954	22073	22018	22143	22076	10249	10193	10175	10183	10188	10109	11932	11761	11898	11835	11955	11967
50 - 54	23835	22951	22319	21634	20759	20662	10740	10330	10014	9763	9327	9394	13095	12621	12305	11871	11432	11268
55 - 59	22470	23108	23066	22932	22936	21985	9573	9955	10048	9957	10081	9703	12897	13153	13018	12975	12855	12282
60 - 64	17439	17700	18199	18935	19289	20274	6982	7085	7310	7650	7777	8139	10457	10615	10889	11285	11512	12135
65 - 69	12791	13646	14266	14575	14978	15222	4883	5114	5308	5406	5558	5666	7908	8532	8958	9169	9420	9556
70 - 74	6121	5945	6618	7778	9223	10484	2102	2105	2357	2769	3211	3568	4019	3840	4261	5009	6012	6916
75 - 79	8363	8339	7572	6464	5414	4350	2384	2341	2077	1774	1538	1259	5979	5998	5495	4690	3876	3091
80 - 84	3094	3534	4109	4622	5056	5000	793	915	1064	1117	1176	1083	2301	2619	3045	3505	3880	3917
85 - 89	1621	1433	1362	1204	1216	1368	324	259	237	195	194	224	1297	1174	1125	1009	1022	1144
90 - 94	274	293	279	241	230	255	48	55	56	43	32	26	226	238	223	198	198	229
95 - 99	23	31	24	27	28	36	10	10	8	7	7	9	13	21	16	20	21	27
100+	9	2	4	4	6	10	2	1	1	1	2	4	7	1	3	3	4	6
Rural population																		
Total	393192	385677	390257	390318	388618	386246	195010	191448	194177	194365	193616	192723	198182	194229	196080	195953	195002	193523
0	5964	5586	5730	5900	5722	5899	3048	2896	2943	2981	2955	3106	2916	2690	2787	2919	2767	2793
1 - 4	24530	24101	24191	23815	23323	22471	12534	12317	12443	12247	11947	11568	11996	11784	11748	11568	11376	10903
5 - 9	31085	30526	31545	30599	30278	30124	15865	15530	16089	15641	15485	15431	15220	14996	15456	14958	14793	14693
10 - 14	28503	28700	29713	31104	30950	30559	14608	14741	15247	15901	15860	15653	13895	13959	14466	15203	15090	14906
15 - 19	28330	24698	24653	25203	26285	26927	14519	12642	12607	12883	13419	13737	13811	12056	12046	12320	12866	13190
20 - 24	31606	30168	28773	26865	24364	23176	16847	16053	15200	14135	12817	12209	14759	14115	13573	12730	11547	10967
25 - 29	29625	28202	28207	28293	28570	28019	16415	15784	15834	15591	15497	15047	13210	12418	12373	12702	13073	12972
30 - 34	28186	28523	29505	29559	29121	28067	14695	15007	15629	15901	15862	15433	13491	13516	13876	13658	13259	12634
35 - 39	27148	26510	27015	27160	27345	27710	13596	13301	13651	13949	14150	14410	13552	13209	13364	13211	13195	13300
40 - 44	26519	26507	26608	26669	26757	26626	13208	13251	13381	13386	13403	13426	13311	13256	13227	13283	13354	13200
45 - 49	26038	25564	25761	25684	25729	25491	13016	12679	12761	12736	12779	12689	13022	12885	13000	12948	12950	12802
50 - 54	27788	26830	26351	25829	25101	25012	13680	13258	13049	12891	12547	12463	14108	13572	13302	12938	12554	12549
55 - 59	25487	26213	26787	26871	26630	25880	12253	12729	13103	13151	13109	12696	13234	13484	13684	13720	13521	13184
60 - 64	18320	18722	19487	20230	21051	22125	8202	8402	8917	9345	9827	10523	10118	10320	10570	10885	11224	11602
65 - 69	12771	13493	14201	14552	14876	15223	5434	5730	6004	6210	6320	6487	7337	7763	8197	8342	8556	8736
70 - 74	6807	6603	7008	7884	9093	10072	2482	2478	2736	3101	3577	3985	4325	4125	4272	4783	5516	6087
75 - 79	9234	8886	8241	7051	5722	4815	3193	3039	2740	2292	1850	1553	6041	5847	5501	4759	3872	3262
80 - 84	3111	3718	4290	4905	5486	5685	963	1147	1364	1517	1670	1725	2148	2571	2926	3388	3816	3960
85 - 89	1657	1593	1591	1468	1507	1536	366	364	348	359	399	412	1291	1229	1243	1109	1108	1124
90 - 94	416	471	511	553	523	615	74	90	109	118	102	122	342	381	402	435	421	493
95 - 99	48	53	75	104	162	181	8	6	18	25	36	39	40	47	57	79	126	142
100+	19	10	14	20	23	33	4	4	4	5	5	9	15	6	10	15	18	24

## Aktoke

at the beginning of the year, people

Age	Total						Male						Female					
	2016	2017	2018	2019	2020	2021	2016	2017	2018	2019	2020	2021	2016	2017	2018	2019	2020	2021
<b>Total</b>	834808	845679	857711	869637	881651	894333	403544	409036	415187	421211	427578	434126	431264	436643	442524	448426	454073	460207
0	19793	19566	18970	19433	20308	21114	10289	10071	9801	9970	10495	10909	9504	9495	9169	9463	9813	10205
1 - 4	73250	75368	76928	77360	77209	77846	37949	39147	39852	40077	39835	40091	35301	36221	37076	37283	37374	37755
5 - 9	75203	79320	83290	85947	89026	91987	38637	40820	42981	44378	46012	47677	36566	38500	40309	41569	43014	44310
10 - 14	54197	57593	61254	66166	70289	74454	27976	29602	31484	34060	36260	38212	26221	27991	29770	32106	34029	36242
15 - 19	52374	50430	50169	50074	51755	54087	26829	25869	25691	25614	26607	27977	25545	24561	24478	24460	25148	26110
20 - 24	75048	68112	61731	57016	53468	51428	37624	34588	31593	29256	27295	26155	37424	33524	30138	27760	26173	25273
25 - 29	84974	85946	86090	83989	79296	72610	41356	41618	41597	40824	39020	36360	43618	44328	44493	43165	40276	36250
30 - 34	66988	70405	73310	76571	79321	82673	33146	34781	36321	37858	38928	40168	33842	35624	36989	38713	40393	42505
35 - 39	57085	57767	59415	60873	63016	64799	28155	28551	29390	30080	31225	32038	28930	29216	30025	30793	31791	32761
40 - 44	52647	52652	52639	53213	53927	55219	24997	25106	25224	25732	26260	27078	27650	27546	27415	27481	27667	28141
45 - 49	50495	50448	50886	50958	51181	50870	23867	23754	23965	23886	23986	23914	26628	26694	26921	27072	27195	26956
50 - 54	50961	50521	49872	49072	48266	48413	23501	23377	23082	22716	22372	22574	27460	27144	26790	26356	25894	25839
55 - 59	41939	44507	46025	47485	48446	48156	18867	20055	20778	21547	22113	21796	16984	17563	18601	19701	20645	21874
60 - 64	29530	30587	32662	34648	36429	38785	12546	13024	14061	14947	15784	16911	12032	13078	13633	14330	15271	15746
65 - 69	20108	21848	22569	23751	25367	26339	8076	8770	8936	9421	10096	10593	5991	5948	6423	7701	9138	10712
70 - 74	9249	9345	10283	12325	14583	16958	3258	3397	3860	4624	5445	6246	8685	8418	8082	6885	5839	4814
75 - 79	12906	12412	11791	10084	8516	7035	4221	3994	3709	3199	2677	2221	3193	3865	4499	5210	5706	5844
80 - 84	4525	5505	6491	7398	8025	8137	1332	1640	1992	2188	2319	2293	2049	1843	1803	1714	1663	1715
85 - 89	2776	2508	2438	2297	2249	2318	727	665	635	583	586	603	465	523	574	640	602	656
90 - 94	603	666	740	807	771	863	138	143	166	167	169	207	84	91	66	58	84	111
95 - 99	132	150	127	125	153	173	48	59	61	67	69	62	20	18	23	28	25	28
100+	25	23	31	45	50	69	5	5	8	17	25	41	20	18	23	28	25	28
<b>Urban population</b>																		
<b>Total</b>	521215	585938	602135	614492	628017	640960	246978	278772	286758	292899	299691	306237	274237	307166	315377	321593	328326	334723
0	13132	14517	14218	14469	15221	15703	6834	7495	7373	7418	7853	8103	6298	7022	6845	7051	7368	7600
1 - 4	47393	54624	56588	57326	57623	58226	24688	28400	29400	29827	29783	30019	22705	26224	27188	27499	27840	28207
5 - 9	45249	54097	58214	61334	64447	67589	23275	27923	30110	31738	33466	35186	21974	26174	28104	29596	30981	32403
10 - 14	30654	36675	39657	43411	47144	50794	15784	18821	20366	22377	24344	26123	14870	17854	19291	21034	22800	24671
15 - 19	28377	31117	31874	32162	33610	35479	14535	15949	16209	16394	17294	18340	13842	15168	15665	15768	16316	17139
20 - 24	46200	44808	40385	37180	35217	34198	22740	22467	20385	18767	17529	16969	23460	22341	20000	18413	17688	17229
25 - 29	58131	64748	65501	63369	58675	52200	27424	30398	30665	29780	27956	25443	30707	34350	34836	33589	30719	26757
30 - 34	43584	50726	53750	56830	60100	63787	21090	24486	26058	27472	28779	30076	22494	26240	27692	29358	31321	33711
35 - 39	36194	41005	42794	44283	46358	47891	17416	19899	20833	21540	22565	23229	18778	21106	21961	22743	23793	24662



Age	Total						Male						Female					
	2016	2017	2018	2019	2020	2021	2016	2017	2018	2019	2020	2021	2016	2017	2018	2019	2020	2021
40 - 44	32806	36185	36510	37231	38168	39650	15064	16799	17036	17587	18205	19125	17742	19386	19474	19644	19963	20525
45 - 49	31379	34545	35263	35491	35938	35914	14298	15746	16073	16134	16338	16468	17081	18799	19190	19357	19600	19446
50 - 54	32246	34865	34571	34017	33481	33810	14238	15598	15459	15186	14980	15243	18008	19267	19112	18831	18501	18567
55 - 59	26305	30895	32276	33436	34321	34245	11430	13537	14165	14744	15177	14935	14875	17358	18111	18692	19144	19310
60 - 64	18596	21217	22806	24373	25749	27587	7654	8804	9564	10186	10797	11658	10942	12413	13242	14187	14952	15929
65 - 69	12626	15197	16018	16936	18255	19116	4930	6002	6251	6637	7129	7519	7696	9195	9767	10299	11126	11597
70 - 74	5540	6365	7118	8604	10259	12066	1843	2198	2563	3109	3731	4324	3697	4167	4555	5495	6528	7742
75 - 79	7640	8173	7795	6775	5849	4895	2379	2580	2380	2052	1735	1436	5261	5593	5415	4723	4114	3459
80 - 84	2913	3819	4478	5004	5401	5482	812	1089	1297	1416	1492	1460	2101	2730	3181	3588	3909	4022
85 - 89	1771	1804	1734	1638	1584	1654	427	448	440	404	402	416	1344	1356	1294	1234	1182	1238
90 - 94	401	438	486	522	502	547	81	86	87	79	78	106	320	352	399	443	424	441
95 - 99	70	101	78	74	86	85	32	43	38	38	37	24	38	58	40	36	49	61
100+	8	17	21	27	29	42	4	4	6	14	21	35	4	13	15	13	8	7
Rural population																		
Total	313593	259741	255576	255145	253634	253373	156566	130264	128429	128312	127887	127889	157027	129477	127147	126833	125747	125484
0	6661	5049	4752	4964	5087	5411	3455	2576	2428	2552	2642	2806	3206	2473	2324	2412	2445	2605
1 - 4	25857	20744	20340	20034	19586	19620	13261	10747	10452	10250	10052	10072	12596	9997	9888	9784	9534	9548
5 - 9	29954	25223	25076	24613	24579	24398	15362	12897	12871	12640	12546	12491	14592	12326	12205	11973	12033	11907
10 - 14	23543	20918	21597	22755	23145	23660	12192	10781	11118	11683	11916	12089	11351	10137	10479	11072	11229	11571
15 - 19	23997	19313	18295	17912	18145	18608	12294	9920	9482	9220	9313	9637	11703	9393	8813	8692	8832	8971
20 - 24	28848	23304	21346	19836	18251	17230	14884	12121	11208	10489	9766	9186	13964	11183	10138	9347	8485	8044
25 - 29	26843	21198	20589	20620	20621	20410	13932	11220	10932	11044	11064	10917	12911	9978	9657	9576	9557	9493
30 - 34	23404	19679	19560	19741	19221	18886	12056	10295	10263	10386	10149	10092	11348	9384	9297	9355	9072	8794
35 - 39	20891	16762	16621	16590	16658	16908	10739	8652	8557	8540	8660	8809	10152	8110	8064	8050	7998	8099
40 - 44	19841	16467	16129	15982	15759	15569	9933	8307	8188	8145	8055	7953	9908	8160	7941	7837	7704	7616
45 - 49	19116	15903	15623	15467	15243	14956	9569	8008	7892	7752	7648	7446	9547	7895	7731	7715	7595	7510
50 - 54	18715	15656	15301	15055	14785	14603	9263	7779	7623	7530	7392	7331	9452	7877	7678	7525	7393	7272
55 - 59	15634	13612	13749	14049	14125	13911	7437	6518	6613	6803	6936	6861	8197	7094	7136	7246	7189	7050
60 - 64	10934	9370	9856	10275	10680	11198	4892	4220	4497	4761	4987	5253	6042	5150	5359	5514	5693	5945
65 - 69	7482	6651	6551	6815	7112	7223	3146	2768	2685	2784	2967	3074	4336	3883	3866	4031	4145	4149
70 - 74	3709	2980	3165	3721	4324	4892	1415	1199	1297	1515	1714	1922	2294	1781	1868	2206	2610	2970
75 - 79	5266	4239	3996	3309	2667	2140	1842	1414	1329	1147	942	785	3424	2825	2667	2162	1725	1355
80 - 84	1612	1686	2013	2394	2624	2655	520	551	695	772	827	833	1092	1135	1318	1622	1797	1822
85 - 89	1005	704	704	659	665	664	300	217	195	179	184	187	705	487	509	480	481	477
90 - 94	202	228	254	285	269	316	57	57	79	88	91	101	145	171	175	197	178	215
95 - 99	62	49	49	51	67	88	16	16	23	29	32	38	46	33	26	22	35	50
100+	17	6	10	18	21	27	1	1	2	3	4	6	16	5	8	15	17	21

## Almaty

at the beginning of the year, people

Age	Total						Male						Female					
	2016	2017	2018	2019	2020	2021	2016	2017	2018	2019	2020	2021	2016	2017	2018	2019	2020	2021
<b>Total</b>	1947552	1983465	2017278	2038935	2055724	2077967	958935	978046	998123	1010179	1016388	1028121	988617	1005419	1019155	1028756	1039336	1049846
0	48505	50454	49497	49811	49893	53813	24900	26235	25642	25459	25683	27525	23605	24219	23855	24352	24210	26288
1 - 4	183103	189926	194678	195847	194683	194874	93709	97256	100382	101361	100221	100487	89394	92670	94296	94486	94462	94387
5 - 9	192326	204217	213263	216569	222773	225770	98625	104671	109317	110792	113932	115426	93701	99546	103946	105777	108841	110344
10 - 14	141730	150572	159391	171063	179861	189471	72839	77633	82365	88268	92378	97202	68891	72939	77026	82795	87483	92269
15 - 19	120889	119717	123381	128027	134278	140133	62220	61359	63093	65577	68740	72130	58669	58358	60288	62450	65538	68003
20 - 24	147869	139159	130504	122350	114902	112608	77392	72673	68630	64179	59639	58052	70477	66486	61874	58171	55263	54556
25 - 29	175355	168603	160993	152082	143345	134195	88335	86069	83518	80048	75960	71482	87020	82375	77475	72034	67385	62713
30 - 34	156533	163976	168671	169939	167002	162486	77815	81601	84348	85473	83947	82727	78718	82375	84323	84466	83055	79759
35 - 39	137514	138192	141914	144502	147658	149569	68375	68828	70790	72100	73478	74336	69139	69364	71124	72402	74180	75233
40 - 44	127056	129069	130571	131239	131116	133393	62491	63556	64489	65189	64935	66031	64565	65513	66082	66050	66181	67362
45 - 49	114464	115742	118607	120413	122448	123304	55338	56045	57729	58600	59837	60229	59126	59697	60878	61813	62611	63075
50 - 54	112715	112916	111693	110790	109875	110526	53255	53595	53309	53000	52399	52967	59460	59321	58384	57790	57476	57559
55 - 59	94810	98026	102565	105595	107793	107468	43551	44989	47250	48866	50155	50012	51259	53037	55315	56729	57638	57456
60 - 64	68990	73096	75540	79051	82298	87752	30459	32375	33523	35196	36642	39279	38531	40721	42017	43855	45656	48473
65 - 69	49181	52053	55243	57762	60316	61237	20577	21571	22929	24063	25207	25761	28604	30482	32314	33699	35109	35476
70 - 74	26897	26659	27954	31702	36330	41202	10961	10930	11557	12876	14481	16034	15936	15729	16397	18826	21849	25168
75 - 79	29269	28749	28426	25946	23390	20796	10849	10556	10363	9505	8742	7948	18420	18193	18063	16441	14648	12848
80 - 84	11562	13765	15328	17147	18457	19500	4149	4965	5487	6091	6335	6589	7413	8800	9841	11056	12122	12911
85 - 89	6092	5744	6049	5912	6129	6317	1944	1888	2030	2022	2126	2234	4148	3856	4019	3890	4003	4083
90 - 94	1924	2060	2136	2248	2074	2284	726	795	848	916	851	870	1198	1265	1288	1332	1223	1414
95 - 99	562	549	598	602	682	797	297	299	329	354	385	445	265	250	269	248	297	352
100+	206	221	276	338	421	472	128	157	195	244	315	355	78	64	81	94	106	117
<b>Urban population</b>																		
<b>Total</b>	471018	474717	464453	457411	451551	455085	224700	226924	222279	218989	215451	216986	246318	247793	242174	238422	236100	238099
0	12621	12316	11670	11870	12231	12810	6506	6413	5989	6048	6349	6530	6115	5903	5681	5822	5882	6280
1 - 4	46268	47808	46594	45449	44232	44703	23671	24501	24021	23484	22711	22994	22597	23307	22573	21965	21521	21709
5 - 9	44884	48533	49722	50579	50916	51786	22978	24867	25330	25726	25823	26333	21906	23666	24392	24853	25093	25453
10 - 14	31839	33357	34034	35408	37156	40089	16464	17134	17417	18081	18881	20322	15375	16223	16617	17327	18275	19767
15 - 19	27059	26758	26750	27086	27856	28979	13911	13800	13763	13864	14191	14845	13148	12958	12987	13222	13665	14134
20 - 24	34363	31632	27754	25042	22919	22877	17657	16358	14658	13305	11977	11683	16706	15274	13096	11737	10942	11194
25 - 29	40800	39140	35649	32343	29510	27167	20006	19474	18220	16862	15720	14556	20794	19666	17429	15481	13790	12611
30 - 34	35780	36396	35348	34007	32250	31844	17212	17592	17254	16877	15892	15906	18568	18804	18094	17130	16358	15938
35 - 39	32681	32383	31283	30440	29602	29143	15687	15564	14987	14497	14137	13822	16994	16819	16296	15943	15465	15321

Age	Total						Male					Female							
	2016	2017	2018	2019	2020	2021	2016	2017	2018	2019	2020	2021	2016	2017	2018	2019	2020	2021	
40 - 44	30829	30646	29767	28963	28036	27963	14124	14097	13753	13568	13126	13165	16705	16549	16014	15395	14910	14798	
45 - 49	28508	28534	28229	27800	27356	26990	13080	13064	12852	12460	12260	12021	15428	15470	15377	15340	15096	14969	
50 - 54	28408	28014	26792	26019	25486	25358	12736	12548	11947	11596	11305	11346	15672	15466	14845	14423	14181	14012	
55 - 59	24358	24864	25372	25570	25713	25247	10562	10835	11148	11195	11222	10922	13796	14029	14224	14375	14491	14325	
60 - 64	18304	19092	19286	19839	20093	21298	7530	7827	7799	8051	8138	8767	10774	11265	11487	11788	11955	12531	
65 - 69	13692	14421	14826	15023	15469	15397	5327	5497	5616	5765	5902	5831	8365	8924	9210	9258	9567	9566	
70 - 74	7037	7031	7541	8579	9764	10961	2712	2724	2937	3193	3521	3787	4325	4307	4604	5386	6243	7174	
75 - 79	7993	7823	7448	6625	5877	5159	2720	2633	2448	2146	1995	1820	5273	5190	5000	4479	3882	3339	
80 - 84	3324	3794	4168	4605	4925	4976	1069	1237	1331	1454	1488	1470	2255	2557	2837	3151	3437	3506	
85 - 89	1718	1618	1661	1590	1601	1689	525	514	545	541	532	518	1193	1104	1116	1049	1069	1171	
90 - 94	402	424	426	433	409	477	141	157	170	166	171	222	261	267	256	267	238	255	
95 - 99	102	98	89	96	92	104	59	63	60	71	57	65	43	35	29	25	35	39	
100+	48	35	44	45	58	68	23	25	34	39	53	61	25	10	10	6	5	7	
Rural population																			
Total	1476534	1508748	1552825	1581524	1604173	1622882	734235	751122	775844	791190	800937	811135	742299	757626	776981	790334	803236	811747	
0	35884	38138	37827	37941	37662	41003	18394	19822	19653	19411	19334	20995	17490	18316	18174	18530	18328	20008	
1 - 4	136835	142118	148084	150398	150451	150171	70038	72755	76361	77877	77510	77493	66797	69363	71723	72521	72941	72678	
5 - 9	147442	155684	163541	165990	171857	173984	75647	79804	83987	85066	88109	89093	71795	75880	79554	80924	83748	84891	
10 - 14	109891	117215	125357	135655	142705	149382	56375	60499	64948	70187	73497	76880	53516	56716	60409	65468	69208	72502	
15 - 19	93830	92959	96631	100941	106422	111154	48309	47559	49330	51713	54549	57285	45521	45400	47301	49228	51873	53869	
20 - 24	113506	107527	102750	97308	91983	89731	59735	56315	53972	50874	47662	46369	53771	51212	48778	46434	44321	43362	
25 - 29	134555	129463	125344	119739	113835	107028	68329	66595	65298	63186	60240	56926	66226	62868	60046	56553	53595	50102	
30 - 34	120753	127580	133323	135932	134752	130642	60603	64009	67094	68596	68055	66821	60150	63571	66229	67336	66697	63821	
35 - 39	104833	105809	110631	114062	118056	120426	52688	53264	55803	57603	59341	60514	52145	52545	54828	56459	58715	59912	
40 - 44	96227	98423	100804	102276	103080	105430	48367	49459	50736	51621	51809	52866	47860	48964	50068	50655	51271	52564	
45 - 49	85956	87208	90378	92613	95092	96314	42258	42981	44877	46140	47577	48208	43698	44227	45501	46473	47515	48106	
50 - 54	84307	84902	84901	84771	84389	85168	40519	41047	41362	41404	41094	41621	43788	43855	43539	43367	43295	43547	
55 - 59	70452	73162	77193	80025	82080	82221	32989	34154	36102	37671	38933	39090	37463	39008	41091	42354	43147	43131	
60 - 64	50686	54004	56254	59212	62205	66454	22929	24548	25724	27145	28504	30512	27757	29456	30530	32067	33701	35942	
65 - 69	35489	37632	40417	42739	44847	45840	15250	16074	17313	18298	19305	19930	20239	21558	23104	24441	25542	25910	
70 - 74	19860	19628	20413	23123	26566	30241	8249	8206	8620	9683	10960	12247	11611	11422	11793	13440	15606	17994	
75 - 79	21276	20926	20978	19321	17513	15637	8129	7923	7915	7359	6747	6128	13147	13003	13063	11962	10766	9509	
80 - 84	8238	9971	11160	12542	13532	14524	3080	3728	4156	4637	4847	5119	5158	6243	7004	7905	8685	9405	
85 - 89	4374	4126	4388	4322	4528	4628	1419	1374	1485	1481	1594	1716	2955	2752	2903	2841	2934	2912	
90 - 94	1522	1636	1710	1815	1665	1807	585	638	678	750	680	648	937	998	1032	1065	985	1159	
95 - 99	460	451	509	506	590	693	238	236	269	283	328	380	222	215	240	223	262	313	
100+	158	186	232	293	363	404	105	132	161	205	262	294	53	54	71	88	101	110	

## Atyrau

at the beginning of the year, people

Age	Total						Male					Female						
	2016	2017	2018	2019	2020	2021	2016	2017	2018	2019	2020	2021	2016	2017	2018	2019	2020	2021
Total	594511	607528	620684	633791	645280	657110	292250	298899	305684	312491	318182	323964	302261	308629	315000	321300	327098	333146
0	16310	16615	16290	16843	16763	17842	8390	8567	8407	8714	8734	9191	7920	8048	7883	8129	8029	8651
1 - 4	62794	63918	64951	65120	65442	65832	32283	32834	33416	33528	33721	34038	30511	31084	31535	31592	31721	31794
5 - 9	64259	68459	72179	74961	76873	78057	32948	35107	37094	38419	39412	40025	31311	33352	35085	36542	37461	38032
10 - 14	45335	48112	51137	54879	59069	63512	23291	24681	26163	28130	30325	32591	22044	23431	24974	26749	28744	30921
15 - 19	40213	39424	39665	40796	42438	44417	20768	20422	20522	21082	21777	22693	19445	19002	19143	19714	20661	21724
20 - 24	47621	45777	44151	42854	40961	40217	24684	23900	22938	22280	21306	20824	22937	21877	21213	20574	19655	19393
25 - 29	55750	55360	54217	52222	50543	48435	27923	27792	27433	26603	25805	24895	27827	27568	26784	25619	24738	23540
30 - 34	47082	49290	51915	54015	55284	55658	23512	24534	25914	26974	27577	27845	23570	24756	26001	27041	27707	27813
35 - 39	39431	40681	41820	43321	44600	46351	19347	20028	20689	21507	22256	23086	20084	20653	21131	21814	22344	23265
40 - 44	34927	35085	35625	36658	37596	38563	17145	17287	17388	17836	18327	18811	17782	17798	18237	18822	19269	19752
45 - 49	34311	34175	34165	33828	33930	33789	16601	16595	16599	16559	16550	16486	17710	17580	17566	17269	17380	17303
50 - 54	33556	33963	33876	33656	33193	32987	15879	16134	16201	16049	15779	15691	17677	17829	17675	17607	17414	17296
55 - 59	26739	28149	29360	30647	31524	31811	12064	12658	13268	14026	14530	14687	14675	15491	16092	16621	16994	17124
60 - 64	17755	19138	20791	21994	23194	24666	7557	8175	9033	9543	10030	10722	10198	10963	11758	12451	13164	13944
65 - 69	11171	12131	12865	13881	14870	15676	4433	4742	5002	5453	5929	6251	6738	7389	7863	8428	8941	9425
70 - 74	5346	5374	5727	6782	8250	9301	1846	1894	2098	2483	3016	3342	3500	3480	3629	4299	5234	5959
75 - 79	6987	6567	6291	5400	4654	3914	2277	2140	1973	1674	1426	1157	4710	4427	4318	3726	3228	2757
80 - 84	2932	3443	3720	4152	4355	4300	838	966	1086	1195	1250	1185	2094	2477	2634	2957	3105	3115
85 - 89	1664	1504	1520	1322	1309	1282	384	366	360	325	322	320	1280	1138	1160	997	987	962
90 - 94	278	312	369	410	346	415	67	62	84	93	77	91	211	250	285	317	269	324
95 - 99	43	45	43	43	74	70	12	13	14	14	27	25	31	32	29	29	47	45
100+	7	6	7	7	12	15	1	2	2	4	6	8	6	4	5	3	6	7
Total	283404	318107	325421	330218	352241	357787	135649	152976	156592	159329	170373	173081	147755	165131	168829	170889	181868	184706
0	8179	9450	8946	9041	9458	9672	4108	4913	4650	4696	4926	5010	4071	4537	4296	4345	4532	4662
1 - 4	31471	35069	35765	35609	37489	37579	16157	17935	18356	18350	19337	19519	15314	17134	17409	17259	18152	18060
5 - 9	30894	36655	39233	41017	43614	43921	15912	18860	20145	21012	22350	22403	14982	17795	19088	20005	21264	21518
10 - 14	19791	23479	25101	26810	31161	34345	10032	11936	12773	13734	16045	17743	9759	11543	12328	13076	15116	16602
15 - 19	17194	18701	19044	19549	21390	22303	8872	9686	9784	10036	10875	11253	8322	9015	9260	9513	10515	11050
20 - 24	20878	21776	20950	20158	20531	20402	10587	11191	10721	10341	10609	10500	10291	10585	10229	9817	9922	9902
25 - 29	27981	30309	29377	27432	27153	25377	13527	14648	14303	13539	13477	12665	14454	15661	15074	13893	13676	12712
30 - 34	23742	27234	28807	29829	31825	31984	11332	13015	13850	14335	15381	15486	12410	14219	14957	15494	16444	16498
35 - 39	19533	22066	22770	23394	25231	26370	9152	10409	10769	11153	12098	12692	10381	11657	12001	12241	13133	13678

Age	Total										Male					Female				
	2016	2017	2018	2019	2020	2021	2016	2017	2018	2019	2020	2021	2016	2017	2018	2019	2020	2021	2020	2021
40 - 44	16634	18325	18528	19160	20823	21411	7781	8673	8660	8917	9703	9995	8853	9652	9868	10243	11120	11416		
45 - 49	16599	17972	17898	17515	18298	18038	7573	8327	8303	8195	8576	8485	9026	9645	9595	9320	9722	9553		
50 - 54	16225	17964	17761	17671	18230	18036	7291	8162	8071	7987	8233	8167	8934	9802	9690	9684	9997	9869		
55 - 59	12743	14565	15298	15856	17036	17149	5474	6245	6628	6970	7585	7590	7269	8320	8670	8886	9451	9559		
60 - 64	8575	9978	10705	11316	12417	13145	3469	4078	4437	4676	5128	5454	5106	5900	6268	6640	7289	7691		
65 - 69	5489	6343	6713	7085	7969	8329	2105	2416	2526	2675	3026	3163	3384	3927	4187	4410	4943	5166		
70 - 74	2478	2751	3039	3601	4493	5031	848	953	1097	1282	1602	1727	1630	1798	1942	2319	2891	3304		
75 - 79	2934	3005	2888	2499	2337	1988	888	912	850	733	703	565	2046	2093	2038	1766	1634	1423		
80 - 84	1248	1619	1726	1904	2059	1984	331	410	449	503	537	490	917	1209	1277	1401	1522	1494		
85 - 89	698	696	684	608	574	562	163	162	152	134	121	117	535	534	532	474	453	445		
90 - 94	109	130	168	146	124	138	38	35	55	48	37	36	71	95	113	98	87	102		
95 - 99	8	18	18	14	23	16	8	8	11	9	18	14	0	10	7	5	5	2		
100+	1	2	2	4	6	7	1	2	2	4	6	7	0	0	0	0	0	0		
<b>Rural population</b>																				
<b>Total</b>	311107	289421	295263	303573	293039	299323	156601	145923	149092	153162	147809	150883	154506	143498	146171	150411	145230	148440		
0	8131	7165	7344	7802	7305	8170	4282	3654	3757	4018	3808	4181	3849	3511	3587	3784	3497	3989		
1 - 4	31323	28849	29186	29511	27953	28253	16126	14899	15060	15178	14384	14519	15197	13950	14126	14333	13569	13734		
5 - 9	33365	31804	32946	33944	33259	34136	17036	16247	16949	17407	17062	17622	16329	15557	15997	16537	16197	16514		
10 - 14	25544	24633	26036	28069	27908	29167	13259	12745	13390	14396	14280	14848	12285	11888	12646	13673	13628	14319		
15 - 19	23019	20723	20621	21247	21048	22114	11896	10736	10738	11046	10902	11440	11123	9987	9883	10201	10146	10674		
20 - 24	26743	24001	23201	22696	20430	19815	14097	12709	12217	11939	10697	10324	12646	11292	10984	10757	9733	9491		
25 - 29	27769	25051	24840	24790	23390	23058	14396	13144	13130	13064	12328	12230	13373	11907	11710	11726	11062	10828		
30 - 34	23340	22056	23108	24186	23459	23674	12180	11519	12064	12639	12196	12359	11160	10537	11044	11547	11263	11315		
35 - 39	19898	18615	19050	19927	19369	19981	10195	9619	9920	10354	10158	10394	9703	8996	9130	9573	9211	9587		
40 - 44	18293	16760	17097	17498	16773	17152	9364	8614	8728	8919	8624	8816	8929	8146	8369	8579	8149	8336		
45 - 49	17712	16203	16267	16313	15632	15751	9028	8268	8296	8364	7974	8001	8684	7935	7971	7949	7658	7750		
50 - 54	17331	15999	16115	15985	14963	14951	8588	7972	8130	8062	7546	7524	8743	8027	7985	7923	7417	7427		
55 - 59	13996	13584	14062	14791	14488	14662	6590	6413	6640	7056	6945	7097	7406	7171	7422	7735	7543	7565		
60 - 64	9180	9160	10086	10678	10777	11521	4088	4097	4596	4867	4902	5268	5092	5063	5490	5811	5875	6253		
65 - 69	5682	5788	6152	6796	6901	7347	2328	2326	2476	2778	2903	3088	3354	3462	3676	4018	3998	4259		
70 - 74	2868	2623	2688	3181	3757	4270	998	941	1001	1201	1414	1615	1870	1682	1687	1980	2343	2655		
75 - 79	4053	3562	3403	2901	2317	1926	1389	1228	1123	941	723	592	2664	2334	2280	1960	1594	1334		
80 - 84	1684	1824	1994	2248	2296	2316	507	556	637	692	713	695	1177	1268	1357	1556	1583	1621		
85 - 89	966	808	836	714	735	720	221	204	208	191	201	203	745	604	628	523	534	517		
90 - 94	169	182	201	264	222	277	29	27	29	45	40	55	140	155	172	219	182	222		
95 - 99	35	27	25	29	51	54	4	5	3	5	9	11	31	22	22	24	42	43		
100+	6	4	5	3	6	8	0	0	0	0	0	1	6	4	5	3	6	7		

## Batys Kazakhstan

at the beginning of the year, people

Age	Total										Male										Female									
	2016	2017	2018	2019	2020	2021	2016	2017	2018	2019	2020	2021	2016	2017	2018	2019	2020	2021	2016	2017	2018	2019	2020	2021	2016	2017	2018	2019	2020	2021
<b>Total</b>	636980	641513	646927	652325	656844	661316	307764	310289	313283	316256	318820	321322	329216	331224	333644	336069	338024	339994												
0	12888	13096	12791	13033	13045	13546	6650	6866	6596	6697	6819	7023	6238	6230	6195	6336	6226	6523												
1 - 4	49257	50148	51067	51402	51596	51804	25543	25984	26583	26643	26720	26877	23714	24164	24484	24759	24876	24927												
5 - 9	53163	55204	57425	58765	59901	61015	27581	28533	29676	30521	30978	31602	25582	26671	27749	28244	28923	29413												
10 - 14	41054	42705	44579	46951	49372	52056	20921	21877	23018	24312	25687	26992	20133	20828	21561	22639	23685	25064												
15 - 19	39774	38198	37677	37658	38880	40249	19929	19239	18945	19039	19747	20508	19845	18959	18732	18619	19133	19741												
20 - 24	52241	48915	45833	43008	39520	37211	26809	25048	23421	21964	20136	19025	25432	23867	22412	21044	19384	18186												
25 - 29	57768	57351	55877	54231	52663	49893	29259	29300	28653	27910	27195	25946	28509	28051	27224	26321	25468	23947												
30 - 34	48872	50740	53119	54954	55676	56067	24549	25394	26647	27634	28165	28422	24323	25346	26472	27320	27511	27645												
35 - 39	43064	43583	43894	44545	45845	47166	21426	21782	22045	22350	22951	23635	21638	21801	21849	22195	22894	23531												
40 - 44	41085	40660	40756	41185	41017	41323	19934	19716	19843	20156	20172	20401	21151	20944	20913	21029	20845	20922												
45 - 49	40681	40430	40285	39993	39776	39501	19646	19538	19399	19239	19143	18976	21035	20892	20886	20754	20633	20525												
50 - 54	43287	42424	41374	40157	39474	38870	20584	20060	19645	19083	18739	18557	22703	22364	21729	21074	20735	20313												
55 - 59	37328	39106	40156	40875	41109	40594	16890	17832	18397	18826	19053	18807	20438	21274	21759	22049	22056	21787												
60 - 64	26590	27566	29450	31181	32329	34244	11167	11678	12473	13322	13958	14840	15423	15888	16977	17859	18371	19404												
65 - 69	17583	19173	19974	21196	22628	23544	6938	7548	7819	8254	8791	9218	10645	11625	12155	12942	13837	14326												
70 - 74	9035	8723	9277	10916	13004	14647	3124	3094	3439	4056	4782	5212	5911	5629	5838	6860	8222	9435												
75 - 79	14099	13424	12354	10453	8479	6835	4349	4075	3671	3087	2461	2056	9750	9349	8683	7366	6018	4779												
80 - 84	5249	6313	7202	8157	8895	9098	1530	1849	2093	2305	2463	2363	3719	4464	5109	5852	6432	6735												
85 - 89	3161	2845	2818	2592	2571	2570	778	683	688	616	634	629	2383	2162	2130	1976	1937	1941												
90 - 94	698	801	888	921	862	888	136	169	194	201	170	175	562	632	694	720	692	713												
95 - 99	58	76	100	120	170	157	13	17	30	32	48	45	45	59	70	88	122	112												
100+	45	32	31	32	32	38	8	7	8	9	8	13	37	25	23	23	24	25												
<b>Urban population</b>																														
<b>Total</b>	317342	324459	333263	339259	344398	348278	146775	150289	154791	157973	160834	162855	170567	174170	178472	181286	183564	185423												
0	6870	7333	7318	7598	7478	7652	3533	3843	3784	3878	3913	3976	3337	3490	3534	3720	3565	3676												
1 - 4	26175	26772	27664	28375	29336	29875	13608	13885	14412	14705	15183	15476	12567	12887	13252	13670	14153	14399												
5 - 9	25362	27612	30030	31910	32873	33578	13050	14163	15416	16549	16982	17424	12312	13449	14614	15361	15891	16154												
10 - 14	17012	18271	19731	21182	23446	25826	8664	9343	10163	10917	12118	13250	8348	8928	9568	10265	11328	12576												
15 - 19	17079	16827	17806	17498	17823	18423	8205	8111	8574	8625	8998	9396	8874	8716	9232	8873	8825	9027												
20 - 24	26030	24060	22376	20884	19055	17904	12578	11671	10955	10302	9341	8810	13452	12389	11421	10582	9714	9094												
25 - 29	31144	31561	31123	30131	28839	26357	14772	15128	14935	14461	14065	13094	16372	16433	16188	15670	14774	13263												
30 - 34	26232	27759	29386	30543	30911	31538	12509	13149	14027	14633	14826	15066	13723	14610	15359	15910	16085	16472												
35 - 39	22318	22961	23586	24412	25502	26186	10616	10962	11313	11609	12153	12455	11702	11999	12273	12803	13349	13731												



Age	Total						Male					Female						
	2016	2017	2018	2019	2020	2021	2016	2017	2018	2019	2020	2021	2016	2017	2018	2019	2020	2021
40 - 44	20514	20559	20912	21375	21646	22061	9363	9338	9565	9932	10094	10350	11151	11221	11347	11443	11552	11711
45 - 49	19799	19864	20081	20116	20174	20320	8969	9013	9072	9085	9085	9134	10830	10851	11009	11031	11089	11186
50 - 54	21155	20762	20270	19813	19717	19449	9448	9254	9028	8794	8750	8654	11707	11508	11242	11019	10967	10795
55 - 59	18483	19395	20118	20499	20561	20418	7887	8307	8629	8826	8888	8815	10596	11088	11489	11673	11673	11603
60 - 64	13247	13884	15087	16093	16835	17842	5280	5555	6006	6429	6747	7100	7967	8329	9081	9664	10088	10742
65 - 69	9337	10147	10588	11290	12016	12459	3496	3738	3896	4112	4388	4571	5841	6409	6692	7178	7628	7888
70 - 74	4501	4473	5014	5872	7099	8096	1464	1502	1764	2089	2475	2734	3037	2971	3250	3783	4624	5362
75 - 79	7083	6836	6256	5393	4466	3602	2004	1905	1701	1464	1201	997	5079	4931	4555	3929	3265	2605
80 - 84	2819	3279	3822	4275	4678	4808	796	930	1067	1101	1189	1128	2023	2349	2755	3174	3489	3680
85 - 89	1748	1611	1545	1447	1405	1396	428	370	349	332	330	320	1320	1241	1196	1115	1075	1076
90 - 94	388	443	488	489	457	432	90	110	111	107	71	75	298	333	377	382	386	357
95 - 99	29	41	54	58	74	48	9	8	20	18	33	22	20	33	34	40	41	26
100+	17	9	8	6	7	8	6	4	4	5	4	8	11	5	4	1	3	0
Total	319638	317054	313664	313066	312446	313038	160989	160000	158492	158283	157986	158467	158649	157054	155172	154783	154460	154571
	0	6018	5763	5473	5435	5894	3117	3023	2812	2819	2906	3047	2901	2740	2661	2616	2661	2847
1 - 4	23082	23376	23403	23027	22260	21929	11935	12099	12171	11938	11537	11401	11147	11277	11232	11089	10723	10528
5 - 9	27801	27592	27395	26855	27028	27437	14531	14370	14260	13972	13996	14178	13270	13222	13135	12883	13032	13259
10 - 14	24042	24434	24848	25769	25926	26230	12257	12534	12855	13395	13569	13742	11785	11900	11993	12374	12357	12488
15 - 19	22695	21371	19871	20160	21057	21826	11724	11128	10371	10414	10749	11112	10971	10243	9500	9746	10308	10714
20 - 24	26211	24855	23457	22124	20465	19307	14231	13377	12466	11662	10795	10215	11980	11478	10991	10462	9670	9092
25 - 29	26624	25790	24754	24100	23824	23536	14487	14172	13718	13449	13130	12852	12137	11618	11036	10651	10694	10684
30 - 34	22640	22981	23733	24411	24765	24529	12040	12245	12620	13001	13339	13356	10600	10736	11113	11410	11426	11173
35 - 39	20746	20622	20308	20133	20343	20980	10810	10820	10732	10741	10798	11180	9936	9802	9576	9392	9545	9800
40 - 44	20571	20101	19844	19810	19371	19262	10571	10378	10278	10224	10078	10051	10000	9723	9566	9586	9293	9211
45 - 49	20882	20566	20204	19877	19602	19181	10677	10525	10327	10154	10058	9842	10205	10041	9877	9723	9544	9339
50 - 54	22132	21662	21104	20344	19757	19421	11136	10806	10617	10289	9989	9903	10996	10856	10487	10055	9768	9518
55 - 59	18845	19711	20038	20376	20548	20176	9003	9525	9768	10000	10165	9992	9842	10186	10270	10376	10383	10184
60 - 64	13343	13682	14363	15088	15494	16402	5887	6123	6467	6893	7211	7740	7456	7559	7896	8195	8283	8662
65 - 69	8246	9026	9386	9906	10612	11085	3442	3810	3923	4142	4403	4647	4804	5216	5463	5764	6209	6438
70 - 74	4534	4250	4263	5044	5905	6551	1660	1592	1675	1967	2307	2478	2874	2658	2588	3077	3598	4073
75 - 79	7016	6588	6098	5060	4013	3233	2345	2170	1970	1623	1260	1059	4671	4418	4128	3437	2753	2174
80 - 84	2430	3034	3380	3882	4217	4290	734	919	1026	1204	1274	1235	1696	2115	2354	2678	2943	3055
85 - 89	1413	1234	1273	1145	1166	1174	350	313	339	284	304	309	1063	921	934	861	862	865
90 - 94	310	358	400	432	405	456	46	59	83	94	99	100	264	299	317	338	306	356
95 - 99	29	35	46	62	96	109	4	9	10	14	15	23	25	26	36	48	81	86
100+	28	23	23	26	25	30	2	3	4	4	4	5	26	20	19	22	21	25

## Zhambyl

at the beginning of the year, people

Age	Total						Male						Female					
	2016	2017	2018	2019	2020	2021	2016	2017	2018	2019	2020	2021	2016	2017	2018	2019	2020	2021
<b>Total population</b>																		
<b>Total</b>	1110749	1115307	1117218	1125440	1130099	1139192	545301	548011	549597	554237	557172	562644	565448	567296	567621	571203	572927	576548
0	28171	27780	25980	26757	26704	28941	14532	14169	13367	13782	13768	14898	13639	13611	12613	12975	12936	14043
1 - 4	113431	112160	110954	108291	105451	104593	58215	57595	56994	55525	54234	53751	55216	54565	53960	52766	51217	50842
5 - 9	127370	131742	133939	133952	133858	133129	65597	67801	68871	68904	68669	68344	61773	63941	65068	65048	65189	64785
10 - 14	90820	95997	101221	109312	115024	120831	46629	49422	52037	56295	59216	62242	44191	46575	49184	53017	55808	58589
15 - 19	79034	76860	77547	79254	82219	85792	40363	39307	39591	40299	41968	43992	38671	37553	37956	38955	40251	41800
20 - 24	89122	84819	79970	75688	71961	70334	45904	43761	41438	39349	37417	36717	43218	41058	38532	36339	34544	33617
25 - 29	87176	84506	82036	81032	79912	78038	43775	42811	41949	42079	41826	41056	43401	41695	40087	38953	38086	36982
30 - 34	77957	79696	80464	81059	80012	79078	38962	39857	40417	40661	40169	40018	38995	39839	40047	40398	39843	39060
35 - 39	71921	70676	70052	69931	70551	71365	35531	35008	34664	34683	35276	35718	36390	35668	35388	35248	35275	35647
40 - 44	69499	69320	68449	68018	67588	66773	33879	33810	33556	33329	33139	32773	35620	35510	34893	34689	34449	34000
45 - 49	62601	63357	64144	64567	64742	64808	30264	30664	31042	31286	31312	31378	32337	32693	33102	33281	33430	33430
50 - 54	60688	59823	58918	58481	58166	58370	28480	28149	27874	27726	27740	27993	32208	31674	31044	30755	30426	30377
55 - 59	50813	52842	54245	55554	56165	55527	23124	24180	24819	25602	25986	25556	27689	28662	29426	29952	30179	29971
60 - 64	37176	38575	39702	41302	42846	45309	15912	16549	17172	17926	18680	20062	21264	22026	22530	23376	24166	25247
65 - 69	27347	28953	29762	30757	31621	31698	11020	11676	11918	12395	12773	12845	16327	17277	17844	18362	18848	18853
70 - 74	13723	13601	14516	16761	19591	22029	5393	5248	5650	6406	7425	8148	8330	8353	8866	10355	12166	13881
75 - 79	15174	14884	14757	13231	11581	9926	5229	5138	5054	4509	3949	3490	9945	9746	9703	8722	7632	6436
80 - 84	4822	6092	6921	8176	8885	9308	1448	1879	2172	2568	2752	2797	3374	4213	4749	5608	6133	6511
85 - 89	3002	2680	2762	2342	2309	2292	789	676	694	589	564	545	2213	2004	2068	1753	1745	1747
90 - 94	764	809	716	809	732	860	217	257	245	243	205	211	547	552	471	566	527	649
95 - 99	96	110	139	140	153	160	31	48	64	69	86	88	65	62	75	71	67	72
100+	42	25	24	26	28	31	7	6	9	12	18	22	35	19	15	14	10	9
<b>Urban population</b>																		
<b>Total</b>	449510	448670	443895	447006	448133	454055	212967	212842	210844	212422	213018	215921	236543	235828	233051	234584	235115	238134
0	11301	11144	10611	11365	11617	12792	5892	5668	5403	5845	5997	6540	5409	5476	5208	5520	5620	6252
1 - 4	45510	44825	43388	42871	43005	43919	23237	22948	22294	21982	22081	22483	22273	21877	21094	20889	20924	21436
5 - 9	48278	50492	51917	52534	52282	52840	25029	26158	26677	26867	26708	27005	23249	24334	25240	25667	25574	25835
10 - 14	33714	35541	37222	40137	42601	45005	17506	18414	19285	20861	22050	23303	16208	17127	17937	19276	20551	21702
15 - 19	29723	28528	28586	29222	29980	31620	15036	14596	14640	14981	15417	16368	14687	13932	13946	14241	14563	15252
20 - 24	35648	32807	29364	27512	26184	26157	17646	16358	14896	14049	13302	13280	18002	16449	14468	13463	12882	12877
25 - 29	35406	34569	33049	32191	30972	29681	17011	16679	16085	15919	15512	14958	18395	17890	16964	16272	15460	14723
30 - 34	30683	31096	30763	31232	30810	30985	14818	15048	15066	15166	14956	14944	15865	16048	15697	16066	15854	16041
35 - 39	29466	28474	27798	27375	27276	27247	13813	13449	13088	13008	13123	13110	15653	15025	14710	14367	14153	14137



Age	Total						Male						Female					
	2016	2017	2018	2019	2020	2021	2016	2017	2018	2019	2020	2021	2016	2017	2018	2019	2020	2021
40 - 44	29210	28826	27869	27359	26841	26636	13101	13011	12656	12399	12238	12283	16109	15815	15213	14960	14603	14353
45 - 49	26746	26964	27010	26926	26722	26513	12032	12065	12085	11961	11784	11656	14714	14899	14925	14965	14938	14857
50 - 54	26325	25786	25082	24745	24425	24276	11591	11321	10982	10826	10717	10663	14734	14465	14100	13919	13708	13613
55 - 59	22454	23124	23443	23864	23913	23541	9610	10028	10162	10322	10325	10047	12844	13096	13281	13542	13588	13494
60 - 64	16653	17186	17510	18248	18801	19617	6764	6939	7049	7381	7575	8022	9889	10247	10461	10867	11226	11595
65 - 69	12178	12780	13180	13544	13941	14034	4622	4818	4950	5128	5236	5268	7556	7962	8230	8416	8705	8766
70 - 74	5654	5761	6246	7344	8655	9688	2076	2092	2266	2598	3028	3290	3578	3669	3980	4746	5627	6398
75 - 79	6612	6420	6183	5531	4812	4094	2113	2027	1942	1705	1484	1272	4499	4393	4241	3826	3328	2822
80 - 84	2311	2780	3113	3591	3932	4016	679	825	907	1055	1129	1078	1632	1955	2206	2536	2803	2938
85 - 89	1352	1229	1252	1086	1095	1073	334	309	317	274	284	261	1018	920	935	812	811	812
90 - 94	252	302	290	306	258	315	55	83	87	91	68	84	197	219	203	215	190	231
95 - 99	17	26	12	19	9	6	2	6	7	4	4	6	15	20	5	15	5	0
100+	17	10	7	4	2	0	0	0	0	0	0	0	17	10	7	4	2	0
Rural population																		
Total	661239	666637	673323	678434	681966	685137	332334	335169	338753	341815	344154	346723	328905	331468	334570	336619	337812	338414
0	16870	16636	15369	15392	15087	16149	8640	8501	7964	7937	7771	8358	8230	8135	7405	7455	7316	7791
1 - 4	67921	67335	67566	65420	62446	60674	34978	34647	34700	33543	32153	31268	32943	32688	32866	31877	30293	29406
5 - 9	79092	81250	82022	81418	81576	80289	40568	41643	42194	42037	41961	41339	38524	39607	39828	39381	39615	38950
10 - 14	57106	60456	63999	69175	72423	75826	29123	31008	32752	35434	37166	38939	27983	29448	31247	33741	35257	36887
15 - 19	49311	48332	48961	50032	52239	54172	25327	24711	24951	25318	26551	27624	23984	23621	24010	24714	25688	26548
20 - 24	53474	52012	50606	48176	45777	44177	28258	27403	26542	25300	24115	23437	25216	24609	24064	22876	21662	20740
25 - 29	51770	49937	48987	48841	48940	48357	26764	26132	25864	26160	26314	26098	25006	23805	23123	22681	22626	22259
30 - 34	47274	48600	49701	49827	49202	48093	24144	24809	25351	25495	25213	25074	23130	23791	24350	24332	23989	23019
35 - 39	42455	42202	42254	42556	43275	44118	21718	21559	21576	21675	22153	22608	20737	20643	20678	20881	21122	21510
40 - 44	40289	40494	40580	40659	40747	40137	20778	20799	20900	20930	20901	20490	19511	19695	19680	19729	19846	19647
45 - 49	35855	36393	37134	37641	38020	38295	18232	18599	18957	19325	19528	19722	17623	17794	18177	18316	18492	18573
50 - 54	34363	34037	33836	33736	33741	34094	16889	16828	16892	16900	17023	17330	17474	17209	16944	16836	16718	16764
55 - 59	28359	29718	30802	31690	32252	31986	13514	14152	14657	15280	15661	15509	14845	15566	16145	16410	16591	16477
60 - 64	20523	21389	22192	23054	24045	25692	9148	9610	10123	10545	11105	12040	11375	11779	12069	12509	12940	13652
65 - 69	15169	16173	16582	17213	17680	17664	6398	6858	6968	7267	7537	7577	8771	9315	9614	9946	10143	10087
70 - 74	8069	7840	8270	9417	10936	12341	3317	3156	3384	3808	4397	4858	4752	4684	4886	5609	6539	7483
75 - 79	8562	8464	8574	7700	6769	5832	3116	3111	3112	2804	2465	2218	5446	5353	5462	4896	4304	3614
80 - 84	2511	3312	3808	4585	4953	5292	769	1054	1265	1513	1623	1719	1742	2258	2543	3072	3330	3573
85 - 89	1650	1451	1510	1256	1214	1219	455	367	377	315	280	284	1195	1084	1133	941	934	935
90 - 94	512	507	426	503	474	545	162	174	158	152	137	127	350	333	268	351	337	418
95 - 99	79	84	127	121	144	154	29	42	57	65	82	82	50	42	70	56	62	72
100+	25	15	17	22	26	31	7	6	9	12	18	22	18	9	8	10	8	9

## Karagandy

at the beginning of the year, people

Age	Total						Male						Female					
	2016	2017	2018	2019	2020	2021	2016	2017	2018	2019	2020	2021	2016	2017	2018	2019	2020	2021
<b>Total</b>	1384810	1382734	1380537	1378532	1376882	1375938	655552	655143	654523	654223	653989	654095	729258	727591	726014	724309	722893	721843
0	24308	23629	22439	22629	22797	23237	12468	12100	11433	11795	11944	11973	11840	11529	11006	10834	10853	11264
1 - 4	96812	96376	95264	92936	90946	89890	49546	49424	48854	47564	46706	46417	47266	46952	46410	45372	44240	43473
5 - 9	107989	110685	112920	113766	114756	115470	55253	56527	57601	58057	58578	59038	52736	54158	55319	55709	56178	56432
10 - 14	87316	91104	94328	97845	100325	103358	44704	46529	48244	50064	51186	52793	42612	44575	46084	47781	49139	50565
15 - 19	83893	79559	78850	79264	81422	83939	43093	41106	40759	40843	41895	42996	40800	38453	38091	38421	39527	40943
20 - 24	106930	100889	94381	89209	83589	79574	54399	51540	48350	45770	43057	41009	52531	49349	46031	43439	40532	38565
25 - 29	122641	119347	114868	109946	105340	100187	61321	59794	57767	55798	53772	51297	61320	59553	57101	54148	51568	48890
30 - 34	108717	111424	113949	115571	115571	114766	54304	55809	57019	57846	57737	57456	54413	55615	56930	57725	57834	57310
35 - 39	99692	98778	98980	99155	100414	101281	48599	48367	48860	49136	49881	50455	51093	50411	50120	50019	50533	50826
40 - 44	94523	94642	93619	93168	92661	93056	44695	44803	44419	44448	44466	44999	49828	49839	49200	48720	48195	48057
45 - 49	86752	87204	88370	88754	89317	88437	40818	41117	41550	41650	41961	41381	45934	46087	46820	47104	47356	47056
50 - 54	89647	86497	83697	81869	80620	81028	40820	39554	38381	37593	37076	37576	48827	46943	45316	44276	43544	43452
55 - 59	83202	85881	87059	86680	85575	82379	36737	37923	38631	38469	38155	36614	46465	47958	48428	48211	47420	45765
60 - 64	63853	64482	66421	69154	70971	74497	26003	26420	27342	28929	29689	31543	37850	38062	39079	40225	41282	42954
65 - 69	49072	52201	53385	54265	55164	54851	18346	19538	19998	20315	20934	20923	30726	32663	33387	33950	34230	33928
70 - 74	25972	25106	27025	31027	35917	40206	9015	8753	9579	10787	12432	13687	16957	16353	17446	20240	23485	26519
75 - 79	33520	33051	30792	26825	22657	19563	10397	10149	9266	8106	6897	5998	23123	22902	21526	18719	15760	13565
80 - 84	12060	14112	16206	18756	20960	21700	3329	3951	4608	5219	5692	5813	8731	10161	11598	13537	15268	15887
85 - 89	6248	6003	6144	5732	5910	6197	1398	1385	1461	1413	1497	1535	4850	4618	4683	4319	4413	4662
90 - 94	1455	1535	1610	1738	1668	1959	250	283	320	329	329	463	1205	1252	1290	1409	1339	1496
95 - 99	163	196	191	205	254	296	39	57	63	72	78	92	124	139	128	133	176	204
100+	45	33	39	38	48	67	18	14	18	20	27	37	27	19	21	18	21	30
<b>Urban population</b>																		
<b>Total</b>	1096741	1098499	1099145	1097418	1097991	1099620	510167	511484	512200	511975	512764	513823	586574	587015	586945	585443	585227	585797
0	19321	18971	17865	18104	18138	18431	9888	9676	9073	9510	9532	9467	9433	9295	8792	8594	8606	8964
1 - 4	76968	76758	76057	73913	72408	71720	39430	39374	38991	37716	37142	37057	37538	37384	37066	36197	35266	34663
5 - 9	83462	86617	88888	90230	91295	92160	42698	44229	45402	46079	46604	47093	40764	42388	43486	44151	44691	45067
10 - 14	64808	68156	71186	74337	77047	80082	33266	34863	36371	38018	39359	40892	31542	33293	34815	36319	37688	39190
15 - 19	62482	59571	59446	59524	61270	63477	32108	30847	30781	30688	31555	32542	30374	28724	28665	28836	29715	30935
20 - 24	82985	77942	72636	68510	64459	61683	41293	39099	36614	34719	32917	31546	41692	38843	36022	33791	31542	30137
25 - 29	101664	99184	95449	90248	85264	79941	49533	48313	46719	44612	42492	40030	52131	50871	48730	45636	42772	39911
30 - 34	89004	91327	93875	95524	96100	96365	43744	44950	46163	46994	47072	47109	45260	46377	47712	48530	49028	49256
35 - 39	80436	80257	80786	80992	82492	83288	38670	38764	39340	39561	40328	40860	41766	41493	41446	41431	42164	42428

Age	Total						Male					Female						
	2016	2017	2018	2019	2020	2021	2016	2017	2018	2019	2020	2021	2016	2017	2018	2019	2020	2021
40 - 44	75512	75760	75112	74809	74624	75338	34836	35027	34934	35053	35288	35897	40676	40733	40178	39756	39336	39441
45 - 49	68229	69093	70317	70917	71449	70841	31563	32019	32330	32495	32675	32264	36666	37074	37987	38422	38774	38577
50 - 54	70213	67469	65254	63763	63102	63819	31143	30136	29243	28594	28354	28969	39070	37333	36011	35169	34748	34850
55 - 59	65750	68039	68765	68366	67285	64639	28264	29156	29565	29402	29060	27788	37486	38883	39200	38964	38225	36851
60 - 64	51153	51524	53148	55200	56631	59428	20124	20390	21164	22300	22893	24292	31029	31134	31984	32900	33738	35136
65 - 69	39674	42179	43114	43979	44704	44433	14342	15259	15548	15871	16290	16229	25332	26920	27566	28108	28414	28204
70 - 74	20819	20112	21885	25133	29313	32975	6943	6737	7493	8405	9745	10805	13876	13375	14392	16728	19568	22170
75 - 79	27380	27155	25157	21771	18380	15948	8139	7980	7251	6291	5351	4655	19241	19175	17906	15480	13029	11293
80 - 84	10287	11872	13529	15628	17427	17918	2772	3220	3680	4136	4508	4582	7515	8652	9849	11492	12919	13336
85 - 89	5289	5106	5205	4925	5060	5315	1181	1178	1230	1224	1286	1289	4108	3928	3975	3701	3774	4026
90 - 94	1170	1259	1323	1397	1364	1603	194	218	254	245	247	376	976	1041	1069	1152	1117	1227
95 - 99	115	134	130	133	159	187	29	45	46	54	52	62	86	89	84	79	107	125
100+	20	14	18	15	20	29	7	4	8	8	14	19	13	10	10	7	6	10
Total	288069	284235	281392	281114	278891	276318	145385	143659	142323	142248	141225	140272	142684	140576	139069	138866	137666	136046
Rural population																		
0	4987	4658	4574	4525	4659	4806	2580	2424	2360	2285	2412	2506	2407	2234	2214	2240	2247	2300
1 - 4	19844	19618	19207	19023	18538	18170	10116	10050	9863	9848	9564	9360	9728	9568	9344	9175	8974	8810
5 - 9	24527	24068	24032	23536	23461	23310	12555	12298	12199	11978	11974	11945	11972	11770	11833	11558	11487	11365
10 - 14	22508	22948	23142	23508	23278	23276	11438	11666	11873	12046	11827	11901	11070	11282	11269	11462	11451	11375
15 - 19	21411	19988	19404	19740	20152	20462	10985	10259	9978	10155	10340	10454	10426	9729	9426	9585	9812	10008
20 - 24	23945	22947	21745	20699	19130	17891	13106	12441	11736	11051	10140	9463	10839	10506	10009	9648	8990	8428
25 - 29	20977	20163	19419	19698	20076	20246	11788	11481	11048	11186	11280	11267	9189	8682	8371	8512	8796	8979
30 - 34	19713	20097	20074	20047	19471	18401	10560	10859	10856	10852	10665	10347	9153	9238	9218	9195	8806	8054
35 - 39	19256	18521	18194	18163	17922	17993	9929	9603	9520	9575	9553	9595	9327	8918	8674	8588	8369	8398
40 - 44	19011	18882	18507	18359	18037	17718	9859	9776	9485	9395	9178	9102	9152	9106	9022	8964	8859	8616
45 - 49	18523	18111	18053	17837	17868	17596	9255	9098	9220	9155	9286	9117	9268	9013	8833	8682	8582	8479
50 - 54	19434	19028	18443	18106	17518	17209	9677	9418	9138	8999	8722	8607	9757	9610	9305	9107	8796	8602
55 - 59	17452	17842	18294	18314	18290	17740	8473	8767	9066	9067	9095	8826	8979	9075	9228	9247	9195	8914
60 - 64	12700	12958	13273	13954	14340	15069	5879	6030	6178	6629	6796	7251	6821	6928	7095	7325	7544	7818
65 - 69	9398	10022	10271	10286	10460	10418	4004	4279	4450	4444	4644	4694	5394	5743	5821	5842	5816	5724
70 - 74	5153	4994	5140	5894	6604	7231	2072	2016	2086	2382	2687	2882	3081	2978	3054	3512	3917	4349
75 - 79	6140	5896	5635	5054	4277	3615	2258	2169	2015	1815	1546	1343	3882	3727	3620	3239	2731	2272
80 - 84	1773	2240	2677	3128	3533	3782	557	731	928	1083	1184	1231	1216	1509	1749	2045	2349	2551
85 - 89	959	897	939	807	850	882	217	207	231	189	211	246	742	690	708	618	639	636
90 - 94	285	276	287	341	304	356	56	65	66	84	82	87	229	211	221	257	222	269
95 - 99	48	62	61	72	95	109	10	12	17	18	26	30	38	50	44	54	69	79
100+	25	19	21	23	28	38	11	10	10	12	13	18	14	9	11	11	15	20

## Kostanai

at the beginning of the year, people

Age	Total						Male						Female					
	2016	2017	2018	2019	2020	2021	2016	2017	2018	2019	2020	2021	2016	2017	2018	2019	2020	2021
<b>Total</b>	883806	879134	875616	872795	868549	864550	418026	416475	415243	414362	412541	410713	465780	462659	460373	458433	456008	453837
0	12665	12153	11613	11549	11326	11559	6534	6311	6040	5891	5769	5917	6131	5842	5573	5658	5557	5642
1 - 4	50804	50517	49637	48457	47289	46042	25906	25832	25544	25011	24390	23682	24898	24685	24093	23446	22899	22360
5 - 9	59711	60458	61545	61311	61306	61079	30645	30992	31474	31402	31382	31227	29066	29466	30071	29909	29924	29852
10 - 14	52281	53099	53679	55193	55843	57313	26752	27246	27499	28306	28630	29459	25529	25853	26180	26887	27213	27854
15 - 19	50936	49517	49331	49680	50230	50298	26188	25479	25505	25530	25671	25675	24748	24038	23826	24150	24559	24623
20 - 24	65821	60363	55835	52681	49930	48146	33594	31155	28861	27298	26033	25069	32227	29208	26974	25383	23897	23077
25 - 29	84312	81829	78055	73172	67731	61592	42089	40734	39145	37054	34565	31777	42223	41095	38910	36118	33166	29815
30 - 34	72227	74105	76357	78334	79002	79633	36250	37334	38320	39338	39597	39879	35977	36771	38037	38996	39405	39754
35 - 39	62049	62859	63909	64565	66206	67509	30159	30837	31563	32145	33039	33789	31890	32022	32346	32420	33167	33720
40 - 44	57999	57477	56825	57148	57318	58184	27322	27052	26853	27256	27583	28130	30677	30425	29972	29892	29735	30054
45 - 49	57309	56839	56765	56217	55815	54486	26746	26586	26510	26174	26104	25424	30563	30253	30255	30043	29711	29062
50 - 54	63794	60821	57961	55790	54016	53789	29593	28162	26806	25678	24775	24781	34201	32659	31155	30112	29241	29008
55 - 59	59801	61842	62610	62524	61337	58839	27154	28252	28606	28649	28111	26855	32647	33590	34004	33875	33226	31984
60 - 64	43616	44679	46495	49087	51286	54187	18403	18898	19939	21190	22299	23657	25213	25781	26556	27897	28987	30530
65 - 69	31185	33444	35140	36039	37311	38283	12201	13176	13848	14292	14856	15227	18984	20268	21292	21747	22455	23056
70 - 74	16805	15860	17006	19682	22919	25842	5703	5514	6060	7039	8162	9234	11102	10346	10946	12643	14757	16608
75 - 79	25672	24868	22501	19036	15649	12801	8169	7773	6871	5703	4777	3939	17503	17095	15630	13333	10872	8862
80 - 84	10102	11589	13291	15333	16808	16978	2950	3372	3843	4443	4765	4761	7152	8217	9448	10890	12043	12217
85 - 89	5455	5399	5465	5182	5195	5569	1393	1432	1542	1470	1453	1498	4062	3967	3923	3712	3742	4071
90 - 94	1110	1255	1416	1581	1726	2070	237	296	363	415	468	601	873	959	1053	1166	1258	1469
95 - 99	124	144	156	206	268	302	31	36	43	68	98	110	93	108	113	138	170	192
100+	28	17	24	28	38	49	7	6	8	10	14	22	21	11	16	18	24	27
<b>Urban population</b>																		
<b>Total</b>	467277	468822	472807	475681	503449	504909	214143	215016	217077	218589	231744	232513	253134	253806	255730	257092	271705	272396
0	7123	6933	6740	6791	7042	7138	3719	3567	3459	3400	3587	3675	3404	3366	3281	3391	3455	3463
1 - 4	28410	28685	28269	27820	29100	28459	14478	14623	14513	14326	14921	14554	13932	14062	13756	13494	14179	13905
5 - 9	30557	31863	33541	34274	36769	37181	15801	16507	17307	17622	18845	19063	14756	15356	16234	16652	17924	18118
10 - 14	23817	24859	25819	27292	30062	31614	12323	12826	13302	14073	15572	16395	11494	12033	12517	13219	14490	15219
15 - 19	22813	22343	23001	23586	25383	25781	11766	11660	12071	12308	13037	13236	11047	10683	10930	11278	12346	12545
20 - 24	33712	30320	27982	26471	26675	25961	16733	15220	14067	13366	13535	13257	16979	15100	13915	13105	13140	12704
25 - 29	49887	49061	47051	43536	41314	36358	23958	23329	22466	21062	20195	18034	25929	25732	24585	22474	21119	18324
30 - 34	39959	41426	43871	46073	50218	51741	19578	20301	21425	22428	24347	24887	20381	21125	22446	23645	25871	26854
35 - 39	32993	33863	34642	35536	39016	40553	15662	16256	16741	17316	19034	19807	17331	17607	17901	18220	19982	20746

Age	Total										Male					Female				
	2016	2017	2018	2019	2020	2021	2016	2017	2018	2019	2020	2021	2016	2017	2018	2019	2020	2021	2016	2021
40 - 44	30096	30004	30078	30361	32596	33392	13664	13693	13791	14013	15293	15774	16432	16311	16287	16348	17303	17618	16348	17618
45 - 49	29456	29410	29692	29629	31076	30482	13131	13107	13175	13121	13881	13644	16325	16303	16517	16508	17195	16838	16508	16838
50 - 54	32309	30916	29715	28867	29696	29972	14154	13555	13051	12615	12938	13116	18155	17361	16664	16252	16758	16856	16252	16856
55 - 59	30893	31916	32352	32315	33651	32410	13296	13747	13850	13898	14546	13910	17597	18169	18502	18417	19105	18500	18502	18500
60 - 64	23104	23681	24776	26396	29406	31262	9082	9323	9955	10621	11906	12730	14022	14358	14821	15775	17500	18532	14821	18532
65 - 69	17716	18997	19985	20494	22214	22739	6487	7022	7350	7613	8346	8499	11229	11975	12635	12881	13868	14240	12635	14240
70 - 74	9699	9235	10074	11703	14484	16206	3061	2977	3348	3900	4811	5377	6638	6258	6726	7803	9673	10829	6726	10829
75 - 79	14752	14462	13205	11301	9790	8137	4559	4345	3866	3235	2832	2312	10193	10117	9339	8066	6958	5825	9339	8066
80 - 84	5934	6715	7777	9026	10444	10579	1736	1936	2205	2539	2882	2904	4198	4779	5572	6487	7562	7675	5572	7675
85 - 89	3275	3270	3299	3117	3238	3458	803	840	917	871	885	911	2472	2430	2382	2246	2353	2547	2382	2547
90 - 94	687	770	850	971	1116	1309	132	161	195	220	294	367	555	609	655	751	822	942	655	942
95 - 99	73	85	74	112	142	160	18	20	20	39	52	53	55	65	54	73	90	107	54	107
100+	12	8	14	10	17	17	2	1	3	3	5	8	10	7	11	7	12	9	11	12
Rural population																				
Total	416529	410312	402809	397114	365100	359641	203883	201459	198166	195773	180797	178200	212646	208853	204643	201341	184303	181441	204643	181441
0	5542	5220	4873	4758	4284	4421	2815	2744	2581	2491	2182	2242	2727	2476	2292	2267	2102	2179	2292	2179
1 - 4	22394	21832	21368	20637	18189	17583	11428	11209	11031	10685	9469	9128	10966	10623	10337	9952	8720	8455	10337	8455
5 - 9	29154	28595	28004	27037	24537	23898	14844	14485	14167	13780	12537	12164	14310	14110	13837	13257	12000	11734	13837	11734
10 - 14	28464	28240	27860	27901	25781	25699	14429	14420	14197	14233	13058	13064	14035	13820	13663	13668	12723	12635	13663	12635
15 - 19	28123	27174	26330	26094	24847	24517	14422	13819	13434	13222	12634	12439	13701	13355	12896	12872	12213	12078	12896	12078
20 - 24	32109	30043	27853	26210	23255	22185	16861	15935	14794	13932	12498	11812	15248	14108	13059	12278	10757	10373	13059	10373
25 - 29	34425	32768	31004	29636	26417	25234	18131	17405	16679	15992	14370	13743	16294	15363	14325	13644	12047	11491	14325	11491
30 - 34	32268	32679	32486	32261	28784	27892	16672	17033	16895	16910	15250	14992	15596	15646	15591	15351	13534	12900	15591	12900
35 - 39	29056	28996	29267	29029	27190	26956	14497	14581	14822	14829	14005	13982	14559	14415	14445	14200	13185	12974	14445	12974
40 - 44	27903	27473	26747	26787	24722	24792	13658	13359	13062	13243	12290	12356	14245	14114	13685	13544	12432	12436	13685	12436
45 - 49	27853	27429	27073	26588	24739	24004	13615	13479	13335	13053	12223	11780	14238	13950	13738	13535	12516	12224	13738	12224
50 - 54	31485	29905	28246	26923	24320	23817	15439	14607	13755	13063	11837	11665	16046	15298	14491	13860	12483	12152	14491	12152
55 - 59	28908	29926	30258	30209	27686	26429	13858	14505	14756	14751	13565	12945	15050	15421	15502	15458	14121	13484	15502	13484
60 - 64	20512	20998	21719	22691	21880	22925	9321	9575	9984	10569	10393	10927	11191	11423	11735	12122	11487	11998	11735	11998
65 - 69	13469	14447	15155	15545	15097	15544	5714	6154	6498	6679	6510	6728	7755	8293	8657	8866	8587	8816	8657	8816
70 - 74	7106	6625	6932	7979	8435	9636	2642	2537	2712	3139	3351	3857	4464	4088	4220	4840	5084	5779	4220	5779
75 - 79	10920	10406	9296	7735	5859	4664	3610	3428	3005	2468	1945	1627	7310	6978	6291	5267	3914	3037	6291	3037
80 - 84	4168	4874	5514	6307	6364	6399	1214	1436	1638	1904	1883	1857	2954	3438	3876	4403	4481	4542	3876	4481
85 - 89	2180	2129	2166	2065	1957	2111	590	592	625	599	568	587	1590	1537	1541	1466	1389	1524	1541	1389
90 - 94	423	485	566	610	610	761	105	135	168	195	174	234	318	350	398	415	436	527	398	415
95 - 99	51	59	82	94	126	142	13	16	23	29	46	57	38	43	59	65	80	85	59	65
100+	16	9	10	18	21	32	5	5	5	7	9	14	11	4	5	11	12	18	5	11

## Kyzylorda

at the beginning of the year, people

Age	Total						Male						Female					
	2016	2017	2018	2019	2020	2021	2016	2017	2018	2019	2020	2021	2016	2017	2018	2019	2020	2021
<b>Total</b>	765058	773143	783157	794335	803531	814588	382423	386976	392296	398398	403215	408993	382635	386167	390861	395937	400316	405595
0	19506	19137	18935	19076	19182	21565	10109	10003	9797	9846	9891	11164	9397	9134	9138	9230	9291	10401
1 - 4	78735	78150	77479	77128	75856	75563	40639	40394	40118	39905	39309	39086	38096	37756	37361	37223	36547	36477
5 - 9	86643	90888	94116	95232	95958	95556	44550	46784	48500	49108	49474	49330	42093	44104	45616	46124	46484	46226
10 - 14	62337	65250	69192	74445	79047	84489	31680	33125	35252	38183	40589	43435	30657	32125	33940	36262	38458	41054
15 - 19	58473	56014	55930	55836	57883	59950	30076	28815	28669	28355	29327	30390	28397	27199	27261	27481	28556	29560
20 - 24	65209	63155	60043	57509	54311	52956	33896	32962	31458	30322	28785	27987	31313	30193	28585	27187	25526	24969
25 - 29	63037	62283	62108	62282	62452	60953	32473	32364	32616	32930	33040	32345	30564	29919	29492	29352	29412	28608
30 - 34	55457	57334	59045	60096	60262	60627	28276	29176	30098	30619	30843	31333	27181	28158	28947	29477	29419	29294
35 - 39	50781	50391	50700	51537	52547	53332	25485	25476	25530	26076	26641	27107	25296	24915	25170	25461	25906	26225
40 - 44	48097	48345	48405	48834	48633	48787	24052	24159	24234	24476	24316	24369	24045	24186	24171	24358	24317	24418
45 - 49	42858	43943	44758	45179	46101	46208	21263	21757	22078	22419	22892	22909	21595	22186	22680	22760	23209	23299
50 - 54	40908	40865	40598	40447	40394	40989	19724	19765	19771	19730	19802	20174	21184	21100	20827	20717	20592	20815
55 - 59	33011	34902	36435	37868	38770	38487	15293	16274	17018	17811	18207	18182	17718	18628	19417	20057	20563	20305
60 - 64	22731	23800	24945	26328	27671	29957	9975	10512	11065	11776	12500	13508	12756	13288	13880	14552	15171	16449
65 - 69	16354	17078	17671	18943	19705	19520	6785	7000	7348	7863	8188	8120	9569	10078	10323	11080	11517	11400
70 - 74	8256	8542	9084	9983	11550	13189	3350	3445	3635	3903	4520	5086	4906	5097	5449	6080	7030	8103
75 - 79	8403	8295	8409	7737	6981	5899	3380	3335	3233	2977	2645	2144	5023	4960	5176	4760	4336	3755
80 - 84	2618	3229	3656	4243	4587	4877	924	1158	1370	1552	1680	1731	1694	2071	2286	2691	2907	3146
85 - 89	1240	1115	1218	1170	1217	1190	342	309	335	341	371	387	898	806	883	829	846	803
90 - 94	332	347	350	382	307	352	131	136	139	165	125	117	201	211	211	217	182	235
95 - 99	61	68	71	72	104	113	13	21	25	35	62	75	48	47	46	37	42	38
100+	11	12	9	8	13	29	7	6	7	6	8	14	4	6	2	2	5	15
<b>Urban population</b>																		
<b>Total</b>	333687	340834	346193	352020	358114	364939	163159	166695	169484	172683	175978	179440	170528	174139	176709	179337	182136	185499
0	9202	9133	8791	9055	9417	10353	4778	4783	4524	4746	4912	5383	4424	4350	4267	4309	4505	4970
1 - 4	36934	37076	36660	36250	35526	35744	19048	19136	18977	18744	18425	18573	17886	17940	17683	17506	17101	17171
5 - 9	37618	40930	43363	44827	45290	45601	19361	21037	22268	22968	23298	23503	18257	19893	21095	21859	21992	22098
10 - 14	24775	26306	28254	30569	33733	36900	12620	13350	14346	15638	17302	18934	12155	12956	13908	14931	16431	17966
15 - 19	22486	21880	22109	22228	23077	24315	11529	11191	11382	11418	11764	12368	10957	10689	10727	10810	11313	11947
20 - 24	27259	26149	24369	23452	22416	22007	13922	13342	12418	11986	11579	11336	13337	12807	11951	11466	10837	10671
25 - 29	28196	28477	28498	28199	27886	26633	14362	14658	14798	14747	14468	13750	13834	13819	13700	13452	13418	12883
30 - 34	24364	25250	26123	26737	27037	27559	11901	12431	13014	13390	13783	14214	12463	12819	13109	13347	13254	13345
35 - 39	22483	22360	22460	22794	23423	23800	10820	10758	10829	11087	11484	11660	11663	11602	11631	11707	11939	12140



Age	Total										Male					Female				
	2016	2017	2018	2019	2020	2021	2016	2017	2018	2019	2020	2021	2016	2017	2018	2019	2020	2021	2016	2021
40 - 44	21527	21628	21635	21743	21606	21788	10214	10227	10224	10311	10207	10448	11313	11401	11411	11432	11399	11340	11313	11401
45 - 49	19909	20422	20598	20530	20828	20759	9385	9571	9638	9610	9773	9732	10524	10851	10960	10920	11055	11027	10524	10851
50 - 54	18920	18976	18801	18734	18823	18984	8757	8829	8756	8694	8784	8808	10163	10147	10045	10040	10039	10176	10163	10147
55 - 59	15037	16122	16897	17519	17851	17753	6766	7260	7547	7869	7979	7985	8271	8862	9350	9650	9872	9768	8271	8862
60 - 64	9888	10275	10916	11725	12599	13805	4123	4337	4684	5058	5461	5926	5765	5938	6232	6667	7138	7879	5765	5938
65 - 69	7016	7446	7771	8362	8683	8625	2775	2867	3023	3266	3386	3377	4241	4579	4748	5096	5297	5248	4241	4579
70 - 74	3263	3449	3762	4221	4994	5717	1238	1306	1415	1543	1838	2066	2025	2143	2347	2678	3156	3651	2025	2143
75 - 79	3188	3168	3217	2954	2689	2278	1082	1097	1077	999	896	732	2106	2071	2140	1955	1793	1546	2106	2071
80 - 84	1058	1257	1432	1627	1755	1808	351	406	450	484	507	485	707	851	982	1143	1248	1323	707	851
85 - 89	439	406	434	391	391	421	91	74	85	83	97	127	348	332	349	308	294	294	348	332
90 - 94	100	99	88	92	78	75	28	28	23	36	26	23	72	71	65	56	52	52	72	71
95 - 99	18	19	13	10	11	10	4	5	4	5	8	7	14	14	9	5	3	3	14	14
100+	7	6	2	1	1	4	4	2	2	1	1	3	3	4	0	0	0	1	3	4
Rural population																				
Total	431371	432309	436964	442315	445417	449649	219264	220281	222812	225715	227237	229553	212107	212028	214152	216600	218180	220096	212107	212028
0	10304	10004	10144	10021	9765	11212	5331	5220	5273	5100	4979	5781	4973	4784	4871	4921	4786	5431	4973	4784
1 - 4	41801	41074	40819	40878	40330	39819	21591	21258	21141	21161	20884	20513	20210	19816	19678	19717	19446	19306	20210	19816
5 - 9	49025	49958	50753	50405	50668	49955	25189	25747	26232	26140	26176	25827	23836	24211	24521	24265	24492	24128	23836	24211
10 - 14	37562	38944	40938	43876	45314	47589	19060	19775	20906	22545	23287	24501	18502	19169	20032	21331	22027	23088	18502	19169
15 - 19	35987	34134	33821	33608	34806	35635	18547	17624	17287	16937	17563	18022	17440	16510	16534	16671	17243	17613	17440	16510
20 - 24	37950	37006	35674	34057	31895	30949	19974	19620	19040	18336	17206	16651	17976	17386	16634	15721	14689	14298	17976	17386
25 - 29	34841	33806	33610	34083	34566	34320	18111	17706	17818	18183	18572	18595	16730	16100	15792	15900	15994	15725	16730	16100
30 - 34	31093	32084	32922	33359	33225	33068	16375	16745	17084	17229	17060	17119	14718	15339	15838	16130	16165	15949	14718	15339
35 - 39	28298	28031	28240	28743	29124	29532	14665	14718	14701	14989	15157	15447	13633	13313	13539	13754	13967	14085	13633	13313
40 - 44	26570	26717	26770	27091	27027	26999	13838	13932	14010	14165	14109	13921	12732	12785	12760	12926	12918	13078	12732	12785
45 - 49	22949	23521	24160	24649	25273	25449	11878	12186	12440	12809	13119	13177	11071	11335	11720	11840	12154	12272	11071	11335
50 - 54	21988	21889	21797	21713	21571	22005	10967	10936	11015	11036	11018	11366	11021	10953	10782	10677	10553	10639	11021	10953
55 - 59	17974	18780	19538	20349	20919	20734	8527	9014	9471	9942	10228	10197	9447	9766	10067	10407	10691	10537	9447	9766
60 - 64	12843	13525	14029	14603	15072	16152	5852	6175	6381	6718	7039	7582	6991	7350	7648	7885	8033	8570	6991	7350
65 - 69	9338	9632	9900	10581	11022	10895	4010	4133	4325	4597	4802	4743	5328	5499	5575	5984	6220	6152	5328	5499
70 - 74	4993	5093	5322	5762	6556	7472	2112	2139	2220	2360	2682	3020	2881	2954	3102	3402	3874	4452	2881	2954
75 - 79	5215	5127	5192	4783	4292	3621	2298	2238	2156	1978	1749	1412	2917	2889	3036	2805	2543	2209	2917	2889
80 - 84	1560	1972	2224	2616	2832	3069	573	752	920	1068	1173	1246	987	1220	1304	1548	1659	1823	987	1220
85 - 89	801	709	784	779	826	769	251	235	250	258	274	260	550	474	534	521	552	509	550	474
90 - 94	232	248	262	290	229	277	103	108	116	129	99	94	129	140	146	161	130	183	129	140
95 - 99	43	49	58	62	93	103	9	16	21	30	54	68	34	33	37	32	39	35	34	33
100+	4	6	7	7	12	25	3	4	5	5	7	11	1	2	2	2	5	14	1	2

## Mangystau

at the beginning of the year, people

Age	Total						Male						Female					
	2016	2017	2018	2019	2020	2021	2016	2017	2018	2019	2020	2021	2016	2017	2018	2019	2020	2021
<b>Total population</b>																		
<b>Total</b>	626774	642824	660317	678199	698796	719571	311906	320110	328935	337925	348227	358729	314868	322714	331382	340274	350569	360842
0	19209	19599	19242	19706	20246	21581	9943	10106	9971	10262	10401	11258	9266	9493	9271	9444	9845	10323
1 - 4	70721	73200	75699	76585	77431	78714	36401	37680	39105	39630	40125	40723	34320	35520	36594	36955	37306	37991
5 - 9	69618	73248	77173	81015	85243	89390	36086	37960	39862	41832	43943	46046	33532	35288	37311	39183	41300	43344
10 - 14	50358	53605	56984	61466	65201	69442	25869	27557	29384	31742	33636	35974	24489	26048	27600	29724	31565	33468
15 - 19	43115	42225	43113	44450	47748	50293	22221	21935	22258	22782	24567	25800	20894	20290	20855	21668	23181	24493
20 - 24	51813	49988	48147	46292	44717	44744	26690	25758	24728	23841	23090	23089	25123	24230	23419	22451	21627	21655
25 - 29	58845	58141	56950	55580	55372	53845	29381	29202	28814	28276	28193	27602	29464	28939	28136	27304	27179	26243
30 - 34	52424	54861	57207	58998	59296	59445	26324	27503	28657	29516	29647	29638	26100	27358	28550	29482	29649	29807
35 - 39	43700	44833	46056	47896	50125	52403	21799	22398	23029	23988	25136	26327	21901	22435	23027	23908	24989	26076
40 - 44	37346	37917	39333	40454	41873	43374	18408	18705	19425	19982	20754	21512	18938	19212	19908	20472	21119	21862
45 - 49	33293	34150	34682	35288	36303	36827	16194	16571	16855	17205	17741	17948	17099	17579	17827	18083	18562	18879
50 - 54	30526	30958	31343	31608	31852	32767	14517	14747	14970	15122	15164	15649	16009	16211	16373	16486	16688	17118
55 - 59	24681	26261	27375	28719	29687	29734	11450	12213	12674	13227	13841	13837	13231	14048	14701	15492	15846	15897
60 - 64	16975	18111	19473	20657	21896	23374	7389	7956	8730	9250	9796	10469	9586	10155	10743	11407	12100	12905
65 - 69	11437	12114	12796	13691	14744	15560	4669	4936	5169	5604	6100	6452	6768	7178	7627	8087	8644	9108
70 - 74	5232	5546	6169	7189	8500	9720	2063	2177	2425	2784	3240	3653	3169	3369	3744	4405	5260	6067
75 - 79	4695	4956	5197	4857	4464	4024	1662	1782	1832	1727	1592	1459	3033	3174	3365	3130	2872	2565
80 - 84	1637	1973	2170	2522	2835	3058	499	604	714	818	900	940	1138	1369	1456	1704	1935	2118
85 - 89	835	794	808	817	851	835	243	226	207	206	229	210	592	568	601	611	622	625
90 - 94	255	281	326	328	288	298	80	74	97	97	85	90	175	207	229	231	203	208
95 - 99	41	47	54	58	100	108	11	13	19	23	35	39	30	34	35	35	65	69
100+	18	16	20	23	24	35	7	7	10	11	12	14	11	9	10	12	12	21
<b>Urban population</b>																		
<b>Total</b>	271572	273540	269243	271054	276648	287713	136252	137277	134926	135489	137902	143234	135320	136263	134317	135565	138746	144479
0	8083	8567	6904	6726	7340	8834	4196	4369	3507	3461	3755	4620	3887	4198	3397	3265	3585	4214
1 - 4	29154	29842	29952	28567	26678	27139	15345	15648	15609	14739	13654	13838	13809	14194	14343	13828	13024	13301
5 - 9	28045	29326	29621	31055	32377	34653	15087	15735	15864	16663	17276	18200	12958	13591	13757	14392	15101	16453
10 - 14	20442	21657	22261	23284	24961	26534	10800	11424	11794	12328	13161	14257	9642	10233	10467	10956	11800	12277
15 - 19	16800	16067	16181	16689	18164	19549	9066	8789	8731	8868	9641	10279	7734	7278	7450	7821	8523	9270
20 - 24	20621	19156	17520	16406	15817	16427	11326	10530	9565	8922	8506	8732	9295	8626	7955	7484	7311	7695
25 - 29	24636	23287	21409	20537	20476	20094	12518	11985	11193	10852	10900	10820	12118	11302	10216	9685	9576	9274
30 - 34	22719	23184	23242	23608	23503	23717	11584	11843	11819	11953	11848	11834	11135	11341	11423	11655	11655	11883
35 - 39	18881	18996	18878	19411	20305	21534	9296	9422	9469	9791	10270	10912	9585	9574	9409	9620	10035	10622



Age	Total						Male						Female					
	2016	2017	2018	2019	2020	2021	2016	2017	2018	2019	2020	2021	2016	2017	2018	2019	2020	2021
40 - 44	17199	16864	16591	16616	17058	17570	8237	8083	7959	8004	8277	8503	8962	8781	8632	8612	8781	9067
45 - 49	16178	16205	15742	15691	15818	15830	7802	7782	7510	7427	7415	7403	8376	8423	8232	8264	8403	8427
50 - 54	15382	15244	14873	14722	14555	14851	7181	7089	6989	6928	6798	6965	8201	8155	7884	7794	7757	7886
55 - 59	12743	13369	13373	13823	14178	14042	5778	6125	6039	6220	6455	6345	6965	7244	7334	7603	7723	7697
60 - 64	8679	9183	9615	10101	10594	11329	3741	3923	4167	4327	4591	4927	4938	5260	5448	5774	6003	6402
65 - 69	6002	6169	6288	6585	7036	7386	2355	2439	2474	2622	2811	2953	3647	3730	3814	3963	4225	4433
70 - 74	2442	2661	2984	3555	4191	4797	944	1032	1151	1326	1518	1689	1498	1629	1833	2229	2673	3108
75 - 79	2321	2384	2372	2103	1925	1699	702	728	741	694	635	586	1619	1656	1631	1409	1290	1113
80 - 84	787	945	996	1139	1253	1318	186	239	267	292	311	303	601	706	729	847	942	1015
85 - 89	362	340	356	349	325	319	87	78	61	61	69	48	275	262	295	288	256	271
90 - 94	85	81	78	79	78	73	19	12	14	8	4	14	66	69	64	71	74	59
95 - 99	4	8	3	4	8	12	0	0	1	1	2	2	4	8	2	3	6	10
100+	7	5	4	4	8	6	2	2	2	2	5	4	5	3	2	2	3	2
Total	355202	369284	391074	407145	422148	431858	175654	182833	194009	202436	210325	215495	179548	186451	197065	204709	211823	216363
0	11126	11032	12338	12980	12906	12747	5747	5737	6464	6801	6646	6638	5379	5295	5874	6179	6260	6109
1 - 4	41567	43358	45747	48018	50753	51575	21056	22032	23496	24891	26471	26885	20511	21326	22251	23127	24282	24690
5 - 9	41573	43922	47552	49960	52866	54737	20999	22225	23998	25169	26667	27846	20574	21697	23554	24791	26199	26891
10 - 14	29916	31948	34723	38182	40240	42908	15069	16133	17590	19414	20475	21717	14847	15815	17133	18768	19765	21191
15 - 19	26315	26158	26932	27761	29584	30744	13155	13146	13527	13914	14926	15521	13160	13012	13405	13847	14658	15223
20 - 24	31192	30832	30627	29886	28900	28317	15364	15228	15163	14919	14584	14357	15828	15604	15464	14967	14316	13960
25 - 29	34209	34854	35541	35043	34896	33751	16863	17217	17621	17424	17293	16782	17346	17637	17920	17619	17603	16969
30 - 34	29705	31677	33965	35390	35793	35728	14740	15660	16838	17563	17799	17804	14965	16017	17127	17827	17994	17924
35 - 39	24819	25837	27178	28485	29820	30869	12503	12976	13560	14197	14866	15415	12316	12861	13618	14288	14954	15454
40 - 44	20147	21053	22742	23838	24815	25804	10171	10622	11466	11978	12477	13009	9976	10431	11276	11860	12338	12795
45 - 49	17115	17945	18940	19597	20485	20997	8392	8789	9345	9778	10326	10545	8723	9156	9595	9819	10159	10452
50 - 54	15144	15714	16470	16886	17297	17916	7336	7658	7981	8194	8366	8684	7808	8056	8489	8692	8931	9232
55 - 59	11938	12892	14002	14896	15509	15692	5672	6088	6635	7007	7386	7492	6266	6804	7367	7889	8123	8200
60 - 64	8296	8928	9858	10556	11302	12045	3648	4033	4563	4923	5205	5542	4648	4895	5295	5633	6097	6503
65 - 69	5435	5945	6508	7106	7708	8174	2314	2497	2695	2982	3289	3499	3121	3448	3813	4124	4419	4675
70 - 74	2790	2885	3185	3634	4309	4923	1119	1145	1274	1458	1722	1964	1671	1740	1911	2176	2587	2959
75 - 79	2374	2572	2825	2754	2539	2325	960	1054	1091	1033	957	873	1414	1518	1734	1721	1582	1452
80 - 84	850	1028	1174	1383	1582	1740	313	365	447	526	589	637	537	663	727	857	993	1103
85 - 89	473	454	452	468	526	516	156	148	146	145	160	162	317	306	306	323	366	354
90 - 94	170	200	248	249	210	225	61	62	83	89	81	76	109	138	165	160	129	149
95 - 99	37	39	51	54	92	96	11	13	18	22	33	37	26	26	33	32	59	59
100+	11	11	16	19	16	29	5	5	8	9	7	10	6	6	8	10	9	19

## Pavlodar

at the beginning of the year, people

Age	Total						Male						Female					
	2016	2017	2018	2019	2020	2021	2016	2017	2018	2019	2020	2021	2016	2017	2018	2019	2020	2021
<b>Total</b>	758594	757014	754854	753853	752169	751012	357995	357690	357138	356840	356323	355979	400599	399324	397716	397013	395846	395033
0	12690	12488	11871	11763	11470	11714	6468	6478	6155	5994	5964	5972	6222	6010	5716	5769	5506	5742
1 - 4	51077	50578	50073	48999	48059	47066	26345	26030	25810	25193	24676	24263	24732	24548	24263	23806	23383	22803
5 - 9	56895	58862	60118	60435	60789	61250	29326	30334	30968	31215	31248	31512	27569	28528	29150	29220	29541	29738
10 - 14	44624	46262	47851	50382	52425	54565	22829	23706	24560	25851	26952	28113	21795	22556	23291	24531	25473	26452
15 - 19	41872	39783	39737	40428	41817	42926	21364	20340	20317	20657	21466	21944	20508	19443	19420	19771	20351	20982
20 - 24	54481	50819	47261	43952	41211	39414	27902	26105	24347	22714	21217	20335	26579	24714	22914	21238	19994	19079
25 - 29	67182	64759	61425	58359	54653	51290	33542	32458	31091	29738	28040	26527	33640	32301	30334	28621	26613	24763
30 - 34	59883	61668	63137	63835	63651	62810	29483	30546	31312	31758	31781	31380	30400	31122	31825	32077	31870	31430
35 - 39	54663	53948	53573	54007	54780	55644	26370	26084	26030	26311	26794	27279	28293	27864	27543	27696	27986	28365
40 - 44	53854	53586	52857	52235	51267	51017	25574	25427	25137	24940	24521	24467	28280	28159	27720	27295	26746	26550
45 - 49	51579	51303	51460	51330	51330	50545	24091	24143	24187	24140	24255	23805	27488	27160	27273	27190	27075	26740
50 - 54	54416	52655	50816	49151	48162	48220	24801	23978	23254	22582	22073	22271	29615	28677	27562	26569	26089	25949
55 - 59	48506	50346	51620	52202	51599	49928	21522	22344	22975	23289	23076	22410	26984	28002	28645	28913	28523	27518
60 - 64	34938	36001	37523	39586	41473	43654	14506	15150	15887	16778	17672	18606	20432	20851	21636	22808	23801	25048
65 - 69	27007	28638	29065	29379	29916	30337	10107	10748	10899	11118	11577	11825	16900	17890	18166	18261	18339	18512
70 - 74	13730	13229	14553	17090	20046	22222	4588	4494	5041	5949	6885	7528	9142	8735	9512	11141	13161	14694
75 - 79	19379	19184	17660	15036	12535	10488	6208	5963	5355	4403	3637	3091	13171	13221	12305	10633	8898	7397
80 - 84	7057	8169	9474	11024	12202	12720	1979	2356	2732	3188	3431	3494	5078	5813	6742	7836	8771	9226
85 - 89	3809	3647	3630	3387	3452	3676	848	844	889	805	838	854	2961	2803	2741	2582	2614	2822
90 - 94	855	994	1048	1138	1155	1284	112	134	161	182	176	253	743	860	887	956	979	1031
95 - 99	73	76	81	102	138	192	21	19	20	19	25	30	52	57	61	83	113	162
100+	24	19	21	33	39	50	9	9	11	16	19	20	15	10	10	17	20	30
<b>Urban population</b>																		
<b>Total</b>	534532	534667	533477	532029	530762	530225	246293	246645	246282	245555	244964	244708	288239	288022	287195	286474	285798	285517
0	8885	8682	8200	8189	8061	8016	4544	4544	4293	4164	4195	4098	4341	4138	3907	4025	3866	3918
1 - 4	35153	35051	34427	33530	33074	32529	18068	18031	17773	17326	17054	16835	17085	17020	16654	16204	16020	15694
5 - 9	38660	40316	41338	41370	41378	41777	19852	20728	21271	21353	21265	21480	18808	19588	20067	20017	20113	20297
10 - 14	28742	30053	31148	33197	34948	36676	14616	15291	15834	16886	17885	18801	14126	14762	15314	16311	17063	17875
15 - 19	26896	25631	25811	26010	26887	27759	13665	13061	13152	13222	13647	14056	13231	12570	12659	12788	13240	13703
20 - 24	37484	34600	31973	29441	27478	26396	18810	17433	16130	14954	13913	13393	18674	17167	15843	14487	13565	13003
25 - 29	50726	48984	46116	43057	39613	36566	24584	23761	22641	21290	19753	18437	26142	25223	23475	21767	19860	18129
30 - 34	44278	45901	47305	48030	48153	47709	21288	22233	22934	23267	23327	23040	22990	23668	24371	24763	24826	24669
35 - 39	39499	38997	38769	39288	39978	40819	18616	18327	18277	18579	18962	19403	20883	20670	20492	20709	21016	21416

Age	Total						Male						Female					
	2016	2017	2018	2019	2020	2021	2016	2017	2018	2019	2020	2021	2016	2017	2018	2019	2020	2021
40 - 44	38802	38552	37999	37433	36664	36490	17777	17785	17544	17379	17029	16970	21025	20767	20455	20054	19635	19520
45 - 49	37004	36943	37211	37045	36894	36075	16717	16748	16819	16663	16661	16266	20287	20195	20392	20382	20233	19809
50 - 54	38521	37257	35967	34968	34302	34501	17007	16390	15904	15536	15154	15311	21514	20867	20063	19432	19148	19190
55 - 59	33805	35362	36569	36935	36445	35275	14406	15098	15662	15910	15763	15272	19399	20264	20907	21025	20682	20003
60 - 64	24520	25178	26168	27652	29165	30868	9741	10114	10589	11137	11773	12458	14779	15064	15579	16515	17392	18410
65 - 69	19476	20564	20884	21157	21557	21746	7014	7374	7440	7615	7946	8052	12462	13190	13444	13542	13611	13694
70 - 74	9972	9803	10830	12692	14811	16378	3225	3241	3624	4236	4873	5294	6747	6562	7206	8456	9938	11084
75 - 79	13672	13635	12598	10832	9185	7784	4295	4143	3733	3099	2604	2249	9377	9492	8865	7733	6581	5535
80 - 84	4967	5685	6727	7860	8763	9235	1358	1622	1888	2213	2412	2502	3609	4063	4839	5647	6351	6733
85 - 89	2820	2746	2653	2502	2529	2616	625	622	651	591	616	597	2195	2124	2002	1911	1913	2019
90 - 94	619	701	761	806	824	921	75	93	116	128	124	186	544	608	645	678	700	735
95 - 99	24	22	19	29	47	85	7	4	5	4	5	6	17	18	14	25	42	79
100+	7	4	4	6	6	4	3	2	2	3	3	2	4	2	2	3	3	2
Rural population																		
Total	224062	222347	221377	221824	221407	220787	111702	111045	110856	111285	111359	111271	112360	111302	110521	110539	110048	109516
0	3805	3806	3671	3574	3409	3698	1924	1934	1862	1830	1769	1874	1881	1872	1809	1744	1640	1824
1 - 4	15924	15527	15646	15469	14985	14537	8277	7999	8037	7867	7622	7428	7647	7528	7609	7602	7363	7109
5 - 9	18235	18546	18780	19065	19411	19473	9474	9606	9697	9862	9983	10032	8761	8940	9083	9203	9428	9441
10 - 14	15882	16209	16703	17185	17477	17889	8213	8415	8726	8965	9067	9312	7669	7794	7977	8220	8410	8577
15 - 19	14976	14152	13926	14418	14930	15167	7699	7279	7165	7435	7819	7888	7277	6873	6761	6983	7111	7279
20 - 24	16997	16219	15288	14511	13733	13018	9092	8672	8217	7760	7304	6942	7905	7547	7071	6751	6429	6076
25 - 29	16456	15775	15309	15302	15040	14724	8958	8697	8450	8448	8287	8090	7498	7078	6859	6854	6753	6634
30 - 34	15605	15767	15832	15805	15498	15101	8195	8313	8378	8491	8454	8340	7410	7454	7454	7314	7044	6761
35 - 39	15164	14951	14804	14719	14802	14825	7754	7757	7753	7732	7832	7876	7410	7194	7051	6987	6970	6949
40 - 44	15052	15034	14858	14802	14603	14527	7797	7642	7593	7561	7492	7497	7255	7392	7265	7241	7111	7030
45 - 49	14575	14360	14249	14285	14436	14470	7374	7395	7368	7477	7594	7539	7201	6965	6881	6808	6842	6931
50 - 54	15895	15398	14849	14183	13860	13719	7794	7588	7350	7046	6919	6960	8101	7810	7499	7137	6941	6759
55 - 59	14701	14984	15051	15267	15154	14653	7116	7246	7313	7379	7313	7138	7585	7738	7738	7888	7841	7515
60 - 64	10418	10823	11355	11934	12308	12786	4765	5036	5298	5641	5899	6148	5653	5787	6057	6293	6409	6638
65 - 69	7531	8074	8181	8222	8359	8591	3093	3374	3459	3503	3631	3773	4438	4700	4722	4719	4728	4818
70 - 74	3758	3426	3723	4398	5235	5844	1363	1253	1417	1713	2012	2234	2395	2173	2306	2685	3223	3610
75 - 79	5707	5549	5062	4204	3350	2704	1913	1820	1622	1304	1033	842	3794	3729	3440	2900	2317	1862
80 - 84	2090	2484	2747	3164	3439	3485	621	734	844	975	1019	992	1469	1750	1903	2189	2420	2493
85 - 89	989	901	977	885	923	1060	223	222	238	214	222	257	766	679	739	671	701	803
90 - 94	236	293	287	332	331	363	37	41	45	54	52	67	199	252	242	278	279	296
95 - 99	49	54	62	73	91	107	14	15	15	15	20	24	35	39	47	58	71	83
100+	17	15	17	27	33	46	6	7	9	13	16	18	11	8	8	14	17	28

## Soltustik Kazakhstan

at the beginning of the year, people

Age	Total						Male						Female					
	2016	2017	2018	2019	2020	2021	2016	2017	2018	2019	2020	2021	2016	2017	2018	2019	2020	2021
<b>Total</b>	569594	563300	558584	554517	548755	543735	271698	268966	266907	265216	262549	260064	297896	294334	291677	289301	286206	283671
0	8087	7633	7314	7086	6816	6820	4226	3912	3702	3648	3511	3553	3861	3721	3612	3438	3305	3267
1 - 4	33268	32864	31895	30714	29649	28526	17160	16993	16522	15796	15254	14603	16108	15871	15373	14918	14395	13923
5 - 9	40308	40784	41547	41027	40378	39894	20709	21011	21375	21165	20830	20653	19599	19773	20172	19862	19548	19241
10 - 14	35105	35562	35698	36914	37920	38699	18162	18365	18485	19051	19536	19914	16943	17197	17213	17863	18384	18785
15 - 19	33785	32677	32197	32535	32803	33297	17398	16921	16595	16832	16965	17163	16387	15756	15602	15703	15838	16134
20 - 24	39516	37009	35366	33454	31399	30367	20735	19396	18607	17536	16454	15875	18781	17613	16759	15918	14945	14492
25 - 29	41275	39447	37803	36628	35967	35362	21943	21032	20217	19662	19367	18912	19332	18415	17586	16966	16600	16450
30 - 34	42234	41937	41553	41099	39712	37921	21318	21391	21481	21411	20835	20115	20916	20546	20072	19688	18877	17806
35 - 39	39870	39399	39467	39110	38979	38779	19671	19521	19473	19482	19550	19615	20199	19878	19994	19628	19429	19164
40 - 44	38269	38072	37704	37766	37342	36958	18321	18274	18233	18245	18146	18053	19948	19798	19471	19521	19196	18905
45 - 49	37104	36518	36252	35912	35762	35533	17886	17582	17476	17245	17014	16857	19218	18936	18776	18667	18748	18676
50 - 54	42513	40218	38114	36529	35054	34331	19987	18923	18055	17449	16782	16381	22526	21295	20059	19080	18272	17950
55 - 59	42465	43136	42855	42131	40843	38684	19141	19573	19424	19151	18797	17765	23324	23563	23431	22980	22046	20919
60 - 64	33284	33846	34772	36149	36747	37806	14336	14595	14993	15679	15873	16438	18948	19251	19779	20470	20874	21368
65 - 69	22390	24264	25752	26729	27522	28475	8645	9453	10114	10545	10959	11433	13745	14811	15638	16184	16563	17042
70 - 74	10840	10533	11787	13618	16176	18063	3695	3673	4168	4886	5731	6349	7145	6860	7619	8732	10445	11714
75 - 79	17570	16802	14811	12272	9932	8003	5476	5164	4405	3549	2934	2398	12094	11638	10406	8723	6998	5605
80 - 84	6740	7718	8913	10253	11097	11303	1877	2140	2534	2875	2994	2910	4863	5578	6379	7378	8103	8393
85 - 89	3903	3654	3509	3176	3239	3388	826	828	849	765	761	785	3077	2826	2660	2411	2478	2603
90 - 94	949	1067	1123	1250	1204	1289	172	194	170	205	216	239	777	873	953	1045	988	1050
95 - 99	107	145	132	140	188	207	13	22	25	33	37	48	94	123	107	107	151	159
100+	12	15	20	25	26	30	1	3	4	6	3	5	11	12	16	19	23	25
<b>Urban population</b>																		
<b>Total</b>	248935	250202	251737	252673	252826	253204	112899	113583	114372	114947	115034	115175	136036	136619	137365	137726	137792	138029
0	3931	3763	3503	3509	3371	3274	2043	1939	1758	1809	1770	1722	1888	1824	1745	1700	1601	1552
1 - 4	15413	15519	15263	14800	14393	13917	8043	8060	7910	7603	7366	7126	7370	7459	7353	7197	7027	6791
5 - 9	16291	17216	18182	18454	18517	18665	8420	8930	9422	9566	9577	9703	7871	8286	8760	8888	8940	8962
10 - 14	12057	12474	12907	13736	14772	15727	6199	6448	6700	7107	7665	8103	5858	6026	6207	6629	7107	7624
15 - 19	11877	11748	11484	11691	12012	12427	5966	5861	5849	6046	6212	6448	5911	5887	5635	5645	5800	5979
20 - 24	17474	16236	15760	15012	14150	13626	8594	8037	7700	7274	6901	6628	8880	8199	8060	7738	7249	6998
25 - 29	24578	24292	23348	21702	20008	18314	11822	11590	11216	10575	9885	9072	12756	12702	12132	11127	10123	9242
30 - 34	21027	21389	22032	22997	23506	24084	10215	10464	10850	11173	11322	11609	10812	10925	11182	11824	12184	12475
35 - 39	18182	18306	18848	19057	19544	19974	8791	8880	9106	9343	9523	9714	9391	9426	9742	9714	10021	10260

Age	Total										Male					Female				
	2016	2017	2018	2019	2020	2021	2016	2017	2018	2019	2020	2021	2016	2017	2018	2019	2020	2021	2016	2021
40 - 44	15846	16236	16434	16867	17042	17284	7191	7434	7622	7839	8025	8241	8655	8802	8812	9028	9017	9043	8812	9043
45 - 49	14622	14528	14723	14793	14952	15187	6578	6585	6684	6696	6717	6805	8044	7943	8039	8097	8235	8382	8039	8382
50 - 54	16559	15805	15262	14741	14277	14126	7154	6869	6680	6498	6326	6282	9405	8936	8582	8243	7951	7844	8582	7844
55 - 59	17483	17751	17537	17174	16671	15781	7243	7370	7244	7121	6988	6589	10240	10381	10293	10053	9683	9192	10293	9192
60 - 64	14814	14942	15219	15924	16168	16679	5875	5891	5985	6278	6308	6527	8939	9051	9234	9646	9860	10152	9234	10152
65 - 69	10520	11579	12302	12755	13160	13540	3704	4154	4434	4604	4814	4995	6816	7425	7868	8151	8346	8545	7868	8545
70 - 74	4697	4736	5568	6658	8033	9023	1518	1541	1816	2208	2616	2862	3179	3195	3752	4450	5417	6161	3752	6161
75 - 79	8035	7723	6914	5734	4637	3693	2260	2164	1862	1518	1277	1038	5775	5559	5052	4216	3360	2655	5052	2655
80 - 84	3109	3568	4166	4886	5373	5513	825	915	1090	1258	1306	1251	2284	2653	3076	3628	4067	4262	3076	4262
85 - 89	1907	1786	1661	1498	1568	1677	369	349	365	335	344	361	1538	1437	1296	1163	1224	1316	1437	1316
90 - 94	472	532	557	620	588	619	82	85	62	76	76	83	390	447	495	544	512	536	447	536
95 - 99	36	68	63	62	82	71	7	16	17	19	16	16	29	52	46	43	66	55	52	66
100+	5	5	4	3	2	3	0	1	0	1	0	0	5	4	4	2	2	3	4	3
Rural population																				
Total	320659	313098	306847	301844	295929	290531	158799	155383	152535	150269	147515	144889	161860	157715	154312	151575	148414	145642	154312	145642
0	4156	3870	3811	3577	3445	3546	2183	1973	1944	1839	1741	1831	1973	1897	1867	1738	1704	1715	1867	1715
1 - 4	17855	17345	16632	15914	15256	14609	9117	8933	8612	8193	7888	7477	8738	8412	8020	7721	7368	7132	8020	7132
5 - 9	24017	23568	23365	22573	21861	21229	12289	12081	11953	11599	11253	10950	11728	11487	11412	10974	10608	10279	11412	10279
10 - 14	23048	23088	22791	23178	23148	22972	11963	11917	11785	11944	11871	11811	11085	11171	11006	11234	11277	11161	11006	11161
15 - 19	21908	20929	20713	20844	20791	20870	11432	11060	10746	10786	10753	10715	10476	9869	9967	10058	10038	10155	9967	10155
20 - 24	22042	20773	19606	18442	17249	16741	12141	11359	10907	10262	9553	9247	9901	9414	8699	8180	7696	7494	8699	7494
25 - 29	16697	15155	14455	14926	15959	17048	10121	9442	9001	9087	9482	9840	6576	5713	5454	5839	6477	7208	5454	7208
30 - 34	21207	20548	19521	18102	16206	13837	11103	10927	10631	10238	9513	8506	10104	9621	8890	7864	6693	5331	8890	5331
35 - 39	21688	21093	20619	20053	19435	18805	10880	10641	10367	10139	10027	9901	10808	10452	10252	9914	9408	8904	10452	8904
40 - 44	22423	21836	21270	20899	20300	19674	11130	10840	10611	10406	10121	9812	11293	10996	10659	10493	10179	9862	10996	9862
45 - 49	22482	21990	21529	21119	20810	20346	11308	10997	10792	10549	10297	10052	11174	10993	10737	10570	10513	10294	10737	10294
50 - 54	25954	24413	22852	21788	20777	20205	12833	12054	11375	10951	10456	10099	13121	12359	11477	10837	10321	10106	12359	10106
55 - 59	24982	25385	25318	24957	24172	22903	11898	12203	12180	12030	11809	11176	13084	13182	13138	12927	12363	11727	13138	11727
60 - 64	18470	18904	19553	20225	20579	21127	8461	8704	9008	9401	9565	9911	10009	10200	10545	10824	11014	11216	10545	11216
65 - 69	11870	12685	13450	13974	14362	14935	4941	5299	5680	5941	6145	6438	6929	7386	7770	8033	8217	8497	7770	8497
70 - 74	6143	5797	6219	6960	8143	9040	2177	2132	2352	2678	3115	3487	3966	3665	3867	4282	5028	5553	3867	5553
75 - 79	9535	9079	7897	6538	5295	4310	3216	3000	2543	2031	1657	1360	6319	6079	5354	4507	3638	2950	6079	2950
80 - 84	3631	4150	4747	5367	5724	5790	1052	1225	1444	1617	1688	1659	2579	2925	3303	3750	4036	4131	2925	4131
85 - 89	1996	1868	1848	1678	1671	1711	457	479	484	430	417	424	1539	1389	1364	1248	1254	1287	1389	1287
90 - 94	477	535	566	630	616	670	90	109	108	129	140	156	387	426	458	501	476	514	426	514
95 - 99	71	77	69	78	106	136	6	6	8	14	21	32	65	71	61	64	85	104	71	104
100+	7	10	16	22	24	27	1	2	4	5	3	5	6	8	12	17	21	22	8	22

## Turkistan\*

at the beginning of the year, people

Age	Total						Male						Female					
	2016	2017	2018	2019	2020	2021	2016	2017	2018	2019	2020	2021	2016	2017	2018	2019	2020	2021
<b>Total</b>	2840871	1966336	1977028	1983969	2016037	2044742	1412272	993360	999428	1006027	1022381	1037718	1428599	972976	977600	977942	993656	1007024
0	80860	55259	52498	53592	55310	60749	41510	28454	27020	27607	28608	31571	39350	26805	25478	25985	26702	29178
1 - 4	314546	222157	220388	217216	214065	212716	161854	114153	113016	111436	109758	109403	152692	108004	107372	105780	104307	103313
5 - 9	346267	256262	261160	262089	265649	265950	177500	131453	134070	134762	136416	136517	168767	124809	127090	127327	129233	129433
10 - 14	260213	195539	203036	217031	225382	237678	133165	99774	104000	111334	115636	121859	127048	95765	99036	105697	109746	115819
15 - 19	229477	165635	166666	158197	171502	178793	117504	85004	85228	81514	87653	91270	111973	80631	81438	76683	83849	87523
20 - 24	245795	163897	156808	144403	137255	134888	127363	87140	83587	78338	74767	73142	118432	76757	73221	66065	62488	61746
25 - 29	238526	144328	141614	142011	145119	144865	119478	76644	75923	76731	78571	78628	119048	67684	65691	65280	66548	66237
30 - 34	200331	133910	135954	138187	137729	135193	98879	67946	69261	70895	71044	70825	101452	65964	66693	67292	66685	64368
35 - 39	173993	114873	115628	116658	118780	120962	86227	58105	58071	58511	59726	60822	87766	56768	57557	58147	59054	60140
40 - 44	160321	108032	107656	108390	108585	108667	79168	54459	54420	54819	54714	54665	81153	53573	53236	53571	53871	54002
45 - 49	145575	98716	99911	100559	101356	101449	71888	49845	50376	50621	51186	50979	73687	48871	49535	49938	50170	50470
50 - 54	137172	92251	91253	91298	91521	92139	65647	45309	45056	45326	45608	46314	71525	46942	46197	45972	45913	45825
55 - 59	110309	77598	81059	83508	85708	85574	51288	36800	38680	40065	41250	41185	59021	40798	42379	43443	44458	44389
60 - 64	74809	53268	55393	58861	61983	66639	33240	24214	25312	27080	28624	30967	41569	29054	30081	31781	33359	35672
65 - 69	50873	36315	38174	40476	42673	43113	21023	15402	16302	17335	18375	18695	29850	20913	21872	23141	24298	24418
70 - 74	26855	18164	18362	20673	23704	27022	10632	7345	7468	8374	9635	10734	16223	10819	10894	12299	14069	16288
75 - 79	28005	18129	18809	17028	15208	12934	10491	7137	7178	6453	5668	4807	17514	10992	11631	10575	9540	8127
80 - 84	9234	7551	8200	9555	10392	11075	3100	2720	2999	3419	3753	3871	6134	4831	5201	6136	6639	7204
85 - 89	5538	2997	3040	2686	2715	2644	1716	961	975	832	847	866	3822	2036	2065	1854	1868	1778
90 - 94	1762	1237	1108	1227	960	1185	511	438	382	444	368	393	1251	799	726	783	592	792
95 - 99	341	189	258	281	388	436	71	48	89	114	155	176	270	141	169	167	233	260
100+	69	29	53	43	53	71	17	9	15	17	19	29	52	20	38	26	34	42
<b>Urban population</b>																		
<b>Total</b>	1277777	389740	388845	389401	405545	417674	621920	195535	195345	196306	204149	210420	655857	194205	193500	193095	201396	207254
0	37287	13121	12747	13911	15212	15820	19262	6697	6576	7096	7878	8321	18025	6424	6171	6815	7334	7499
1 - 4	142658	51239	50778	50433	52124	54399	73421	26472	26089	25858	26610	27886	69237	24767	24689	24575	25514	26513
5 - 9	150916	54675	56255	57170	58536	60437	77604	28156	28981	29470	30194	31178	73312	26519	27274	27700	28342	29259
10 - 14	107162	37942	39322	40967	45549	48941	55050	19455	20338	21286	23602	25269	52112	18487	18984	19681	21947	23672
15 - 19	91780	30766	31136	29534	31916	33780	47075	15969	16070	15538	16468	17394	44705	14797	15066	13996	15448	16386
20 - 24	106121	26545	24805	23585	24054	25214	53866	14863	13887	13301	13395	13779	52255	11682	10918	10284	10659	11435
25 - 29	115964	24614	23771	23380	24233	24263	55346	13377	13108	13057	13582	13694	60618	11237	10663	10323	10651	10569
30 - 34	92462	22504	22173	22265	23505	23661	44177	11304	11332	11605	12328	12582	48285	11200	10841	10660	11177	11079
35 - 39	80329	21684	21008	20414	20534	20655	38241	10551	10112	9975	10223	10338	42088	11133	10896	10439	10311	10317



Age	Total										Male					Female				
	2016	2017	2018	2019	2020	2021	2016	2017	2018	2019	2020	2021	2016	2017	2018	2019	2020	2021	2016	2021
40 - 44	74901	21684	21108	20711	20846	20556	35616	10444	10251	10045	10012	9792	39285	11240	10857	10666	10834	10764	10834	10764
45 - 49	68621	20758	20595	20301	20363	20153	32545	10101	10033	9821	9797	9677	36076	10657	10562	10480	10566	10476	10566	10476
50 - 54	65197	19750	19372	19204	19109	19209	30152	9222	9073	8984	9061	9208	35045	10528	10299	10220	10048	10001	10048	10001
55 - 59	52405	16897	17355	17977	18254	18186	23725	7792	8014	8365	8438	8325	28680	9105	9341	9612	9816	9861	9816	9861
60 - 64	35298	11431	11864	12414	13206	14116	15172	4984	5218	5452	5823	6288	20126	6447	6646	6962	7383	7828	7383	7828
65 - 69	24023	7506	7840	8235	8799	8904	9516	3030	3162	3313	3511	3558	14507	4476	4678	4922	5288	5346	5288	5346
70 - 74	11740	3411	3523	4017	4731	5278	4422	1367	1409	1585	1796	1891	7318	2044	2114	2432	2935	3387	2935	3387
75 - 79	12864	3318	3224	2829	2500	1984	4397	1147	1086	963	848	674	8467	2171	2138	1866	1652	1310	1866	1652
80 - 84	4679	1432	1553	1711	1738	1641	1430	448	464	488	468	426	3249	984	1089	1223	1270	1215	1089	1223
85 - 89	2501	369	359	311	320	423	691	123	111	79	101	116	1810	246	248	232	219	307	248	232
90 - 94	678	89	52	29	8	44	179	31	28	23	8	17	499	58	24	6	0	27	58	24
95 - 99	156	4	3	1	5	6	25	2	3	1	5	6	131	2	0	0	0	0	2	0
100+	35	1	2	2	3	4	8	0	0	1	1	1	27	1	2	1	2	3	1	2
Rural population																				
Total	1563094	1576596	1588183	1594568	1610492	1627068	790352	797825	804083	809721	818232	827298	772742	778771	784100	784847	792260	799770	784847	792260
0	43573	42138	39751	39681	40098	44929	22248	21757	20444	20511	20730	23250	21325	20381	19307	19170	19368	21679	19307	19368
1 - 4	171888	170918	169610	166783	161941	158317	88433	87681	86927	85578	83148	81517	83455	83237	82683	81205	78793	76800	82683	81205
5 - 9	195351	201587	204905	204919	207113	205513	99896	103297	105089	105292	106222	105339	95455	98290	99816	99627	100891	100174	99816	99627
10 - 14	153051	157597	163714	176064	179833	188737	78115	80319	83662	90048	92034	96590	74936	77278	80052	86016	87799	92147	80052	86016
15 - 19	137697	134869	135530	128663	139586	145013	70429	69035	69158	65976	71185	73876	67268	65834	66372	62687	68401	71137	66372	62687
20 - 24	139674	137352	132003	120818	113201	109674	73497	72277	69700	65037	61372	59363	66177	65075	62303	55781	51829	50311	62303	55781
25 - 29	122562	119714	117843	118631	120886	120602	64132	63267	62815	63674	64989	64934	58430	56447	55028	54957	55897	55668	55028	54957
30 - 34	107869	111406	113781	115922	114224	111532	54702	56642	57929	59290	58716	58243	53167	54764	55852	56632	55508	53289	55852	56632
35 - 39	93864	93189	94620	96244	98246	100307	47986	47554	47959	48536	49503	50484	45678	45635	46661	47708	48743	49823	46661	47708
40 - 44	85420	86348	86548	87679	87739	88111	43552	44015	44169	44774	44702	44873	41868	42333	42379	42905	43037	43238	42379	42905
45 - 49	76954	77958	79316	80258	80993	81296	39343	39744	40343	40800	41389	41302	37611	38214	38973	39458	39604	39994	38973	39458
50 - 54	71975	72501	71881	72094	72412	72930	35495	36087	35983	36342	36547	37106	36480	36414	35898	35752	35865	35824	35898	35752
55 - 59	57904	60701	63704	65531	67454	67388	27563	29008	30666	31700	32812	32860	30341	31693	33038	33831	34642	34528	33038	33831
60 - 64	39511	41837	43529	46447	48777	52523	18068	19230	20094	21628	22801	24679	21443	22607	23435	24819	25976	27844	23435	24819
65 - 69	26850	28809	30334	32241	33874	34209	11507	12372	13140	14022	14864	15137	15343	16437	17194	18219	19010	19072	17194	18219
70 - 74	15115	14753	14839	16656	18973	21744	6210	5978	6059	6789	7839	8843	8905	8775	8780	9867	11134	12901	8780	9867
75 - 79	15141	14811	15585	14199	12708	10950	6094	5990	6092	5490	4820	4133	9047	8821	9493	8709	7888	6817	9493	8709
80 - 84	4555	6119	6647	7844	8654	9434	1670	2272	2535	2931	3285	3445	2885	3847	4112	4913	5369	5989	4112	4913
85 - 89	3037	2628	2681	2375	2395	2221	1025	838	864	753	746	750	2012	1790	1817	1622	1649	1471	1817	1622
90 - 94	1084	1148	1056	1198	952	1141	332	407	354	421	360	376	752	741	702	777	592	765	702	777
95 - 99	185	185	255	280	383	430	46	46	86	113	150	170	139	139	169	167	233	260	169	167
100+	34	28	51	41	50	67	9	9	15	16	18	28	25	19	36	25	32	39	36	25



## Shygy's Kazakhstan

at the beginning of the year, people

Age	Total						Male						Female					
	2016	2017	2018	2019	2020	2021	2016	2017	2018	2019	2020	2021	2016	2017	2018	2019	2020	2021
<b>Total</b>	1396019	1389568	1383745	1378527	1369597	1363797	664845	662279	659730	657845	653868	651470	731174	727289	724015	720682	715729	712327
0	22730	22580	21945	21631	21584	22287	11607	11738	11319	11245	11309	11533	11123	10842	10626	10386	10275	10754
1 - 4	90712	90290	89639	88984	86827	86133	46539	46238	46077	45840	44840	44776	44173	44052	43562	43144	41987	41357
5 - 9	108349	109571	110721	109188	108172	107513	55536	56219	56790	56035	55528	55177	52813	53352	53931	53153	52644	52336
10 - 14	82859	87105	90999	96225	99406	102837	42378	44593	46575	49269	51010	52728	40481	42512	44424	46956	48396	50109
15 - 19	78003	74328	73812	74366	76583	78722	40094	38206	37950	38193	39177	40193	37909	36122	35862	36173	37406	38529
20 - 24	100675	92467	84827	79516	73948	70770	51962	48186	44249	41449	38414	36758	48713	44281	40578	38067	35534	34012
25 - 29	122792	119357	113800	106859	99304	90565	62054	60152	57759	54818	51278	47306	60738	59205	56041	52041	48026	43259
30 - 34	105575	107917	110040	111945	112807	113438	53353	54846	55812	56561	56943	57139	52222	53071	54228	55384	55864	56299
35 - 39	99004	97460	97280	96789	96690	97218	48870	48153	48215	48234	48521	48787	50134	49307	49065	48555	48169	48431
40 - 44	94908	95046	93906	93345	92131	91859	45455	45653	45315	45101	44800	44950	49453	49393	48591	48244	47331	46909
45 - 49	88776	88248	88577	88589	88698	88275	42056	41950	41892	42078	41968	41694	46720	46298	46685	46511	46730	46581
50 - 54	94385	91347	88097	85547	83393	82590	43535	42279	40871	39613	38724	38688	50850	49068	47226	45934	44669	43902
55 - 59	92700	93557	93605	92389	90236	86259	41929	42296	42284	41939	41025	38966	50771	51261	51321	50450	49211	47293
60 - 64	73121	74779	76689	78980	80758	83208	30681	31506	32672	33859	34845	36292	42440	43273	44017	45121	45913	46916
65 - 69	52277	56301	58480	60159	62322	63186	20660	22252	23070	23732	24593	24886	31617	34049	35410	36427	37729	38300
70 - 74	25740	24852	27366	32557	38040	43081	9300	9054	10036	11891	13867	15546	16440	15798	17330	20666	24173	27535
75 - 79	37859	36793	33554	28475	23585	19455	12224	11727	10655	9046	7500	6235	25635	25066	22899	19429	16085	13220
80 - 84	14133	16458	19118	22055	24133	25166	3890	4572	5458	6278	6784	7066	10243	11886	13660	15777	17349	18100
85 - 89	9141	8619	8538	7714	7538	7423	2267	2135	2112	1910	1900	1738	6874	6484	6426	5804	5638	5685
90 - 94	1959	2223	2419	2833	2972	3251	378	456	542	657	729	855	1581	1767	1877	2176	2243	2396
95 - 99	261	233	291	331	415	475	48	50	57	76	88	121	213	183	234	255	327	354
100+	60	37	42	50	55	86	29	18	20	21	25	36	31	19	22	29	30	50
<b>Urban population</b>																		
<b>Total</b>	835989	838305	845758	849152	849730	851472	385358	386870	390637	392814	393062	394161	450631	451435	455121	456338	456668	457311
0	14345	14386	13997	14083	13998	14332	7352	7459	7243	7374	7296	7421	6993	6927	6754	6709	6702	6911
1 - 4	55469	56193	56455	56383	55913	55835	28426	28734	28956	28975	28940	29008	27043	27459	27499	27408	26973	26827
5 - 9	59945	61976	64650	65443	66116	67296	30801	31859	33239	33696	33905	34518	29144	30117	31411	31747	32211	32778
10 - 14	42746	45620	48461	52009	54703	57629	21873	23355	24759	26662	28144	29597	20873	22265	23702	25347	26559	28032
15 - 19	41571	39997	40756	41325	42350	43326	21269	20592	20968	21275	21646	22104	20302	19405	19788	20050	20704	21222
20 - 24	61014	54586	50175	47711	44732	43084	30225	27376	25231	24140	22655	21853	30789	27210	24944	23571	22077	21231
25 - 29	88101	87235	84171	77478	69823	60438	41993	41540	40309	37573	34123	30205	46108	45695	43862	39905	35700	30233
30 - 34	67090	69805	73352	77192	80818	84641	32976	34398	36018	37512	38942	40381	34114	35407	37334	39680	41876	44260
35 - 39	60487	60130	61060	61242	62172	63232	29027	28853	29537	29725	30396	30887	31460	31277	31523	31517	31776	32345

Age	Total										Male										Female									
	2016	2017	2018	2019	2020	2021	2016	2017	2018	2019	2020	2021	2016	2017	2018	2019	2020	2021	2016	2017	2018	2019	2020	2021	2016	2017	2018	2019	2020	2021
40 - 44	56387	56727	56565	56716	56493	57155	26066	26309	26271	26399	26526	27098	30321	30418	30294	30317	29967	30057												
45 - 49	51623	51743	52612	52998	53204	53278	23348	23558	23960	24294	24220	24182	28275	28185	28652	28704	28984	29096												
50 - 54	54117	52366	50996	49920	49107	49070	23782	23141	22526	21923	21671	21850	30335	29225	28470	27997	27436	27220												
55 - 59	53361	54640	54976	54222	53052	50729	23283	23403	23461	23312	22878	21659	30678	31237	31515	30910	30174	29070												
60 - 64	43021	43990	45417	47045	48388	50227	16965	17441	18233	18979	19585	20589	26056	26549	27184	28066	28803	29638												
65 - 69	31864	34189	35527	36640	38055	38790	11899	12682	13057	13433	13926	14192	19965	21507	22470	23207	24129	24598												
70 - 74	15215	14975	16978	20487	24097	27253	5159	5172	5917	7023	8222	9182	10056	9803	11061	13464	15875	18071												
75 - 79	22990	22419	20417	17331	14378	11993	6993	6728	6067	5150	4278	3569	15997	15691	14350	12181	10100	8424												
80 - 84	8805	10254	12038	13945	15261	15911	2252	2645	3208	3715	3988	4170	6553	7609	8830	10230	11273	11741												
85 - 89	5807	5518	5451	5018	4899	4845	1391	1314	1283	1190	1180	1048	4416	4204	4168	3828	3719	3797												
90 - 94	1260	1418	1531	1759	1906	2112	240	280	353	412	480	565	1020	1138	1178	1347	1426	1547												
95 - 99	126	112	149	181	242	268	15	16	24	35	44	68	111	96	125	146	198	200												
100+	45	26	24	24	23	28	23	15	17	17	17	15	22	11	7	7	6	13												
<b>Total</b>	560030	551263	537987	529375	519867	512325	279487	275409	269093	265031	260806	257309	280543	275854	268894	264344	259061	255016												
0	8385	8194	7948	7548	7586	7955	4255	4279	4076	3871	4013	4112	4130	3915	3872	3677	3573	3843												
1 - 4	35243	34097	33184	32601	30914	30298	18113	17504	17121	16865	15900	15768	17130	16593	16063	15736	15014	14530												
5 - 9	48404	47595	46071	43745	42056	40217	24735	24360	23551	22339	21623	20659	23669	23235	22520	21406	20433	19558												
10 - 14	40113	41485	42538	44216	44703	45208	20505	21238	21816	22607	22866	23131	19608	20247	20722	21609	21837	22077												
15 - 19	36432	34331	33056	33041	34233	35396	18825	17614	16982	16918	17531	18089	17607	16717	16074	16123	16702	17307												
20 - 24	39661	37881	34652	31805	29216	27686	21737	20810	19018	17309	15759	14905	17924	17071	15634	14496	13457	12781												
25 - 29	34691	32122	29629	29381	29481	30127	20061	18612	17450	17245	17155	17101	14630	13510	12179	12136	12326	13026												
30 - 34	38485	38112	36688	34753	31989	28797	20377	20448	19794	19049	18001	16758	18108	17664	16894	15704	13988	12039												
35 - 39	38517	37330	36220	35547	34518	33986	19843	19300	18678	18509	18125	17900	18674	18030	17542	17038	16393	16086												
40 - 44	38521	38319	37341	36629	35638	34704	19389	19344	19044	18702	18274	17852	19132	18975	18297	17927	17364	16852												
45 - 49	37153	36505	35965	35591	35494	34997	18708	18392	17932	17784	17748	17512	18445	18113	18033	17807	17746	17485												
50 - 54	40268	38981	37101	35627	34286	33520	19753	19138	18345	17690	17053	16838	20515	19843	18756	17937	17233	16682												
55 - 59	38739	38917	38629	38167	37184	35530	18646	18893	18823	18627	18147	17307	20093	20024	19806	19540	19037	18223												
60 - 64	30100	30789	31272	31935	32370	32981	13716	14065	14439	14880	15260	15703	16384	16724	16833	17055	17110	17278												
65 - 69	20413	22112	22953	23519	24267	24396	8761	9570	10013	10299	10667	10694	11652	12542	12940	13220	13600	13702												
70 - 74	10525	9877	10388	12070	13943	15828	4141	3882	4119	4868	5645	6364	6384	5995	6269	7202	8298	9464												
75 - 79	14869	14374	13137	11144	9207	7462	5231	4999	4588	3896	3222	2666	9638	9375	8549	7248	5985	4796												
80 - 84	5328	6204	7080	8110	8872	9255	1638	1927	2250	2563	2796	2896	3690	4277	4830	5547	6076	6359												
85 - 89	3334	3101	3087	2696	2639	2578	876	821	829	720	720	690	2458	2280	2258	1976	1919	1888												
90 - 94	699	805	888	1074	1066	1139	138	176	189	245	249	290	561	629	699	829	817	849												
95 - 99	135	121	142	150	173	207	33	34	33	41	44	53	102	87	109	109	129	154												
100+	15	11	18	26	32	58	6	3	3	4	8	21	9	8	15	22	24	37												

Rural population

## Nur-Sultan city

at the beginning of the year, people

Age	Total						Male						Female					
	2016	2017	2018	2019	2020	2021	2016	2017	2018	2019	2020	2021	2016	2017	2018	2019	2020	2021
<b>Total</b>	872584	972692	1030577	1078384	1136156	1184411	420695	468868	495945	517622	545138	568371	451889	503824	534632	560762	591018	616040
0	25840	28868	28318	29124	28744	29451	13160	14813	14716	14928	14731	15322	12680	14055	13602	14196	14013	14129
1 - 4	84308	95498	104865	110582	116004	118200	43237	48933	53858	56803	59666	60907	41071	46565	51007	53779	56338	57293
5 - 9	76288	88468	97277	106195	116403	125151	39289	45373	49787	54674	59745	64189	36999	43095	47490	51521	56658	60962
10 - 14	48382	55612	61989	69203	78524	88640	25007	28780	31926	35466	40218	45429	23375	26832	30063	33737	38306	43211
15 - 19	40156	54095	54919	54156	56723	59327	20459	26762	27541	27639	29356	30680	19697	27333	27378	26517	27367	28647
20 - 24	66074	72462	74948	74249	74519	73140	31600	34657	35346	34747	35195	34777	34474	37805	39602	39502	39324	38363
25 - 29	106803	111491	109991	105301	102223	98929	49259	51921	51132	48894	47680	46461	57544	59570	58859	56407	54543	52468
30 - 34	96061	106662	113440	118643	122627	125388	47750	52272	54902	56461	57470	58332	48311	54390	58538	62182	65157	67056
35 - 39	76257	83479	89884	94907	101864	107244	37764	41532	44884	47514	50834	53131	38493	41947	45000	47393	51030	54113
40 - 44	59031	65109	68815	73667	78641	84039	28548	31489	33291	35639	38194	41102	30483	33620	35524	38028	40447	42937
45 - 49	49550	53640	56690	59316	62695	65130	23543	25610	27036	28160	29783	30788	26007	28030	29654	31156	32912	34342
50 - 54	46104	48669	49784	50708	52305	54793	21472	22519	22930	23270	23921	25099	24632	26150	26854	27438	28384	29694
55 - 59	35935	40441	44390	47761	50620	51656	16142	18162	19809	21205	22489	22924	19793	22279	24581	26556	28131	28732
60 - 64	23720	26360	29317	33567	37602	41996	9935	11108	12327	13920	15473	17363	13785	15252	16990	19647	22129	24633
65 - 69	16605	18871	20677	22885	25162	27150	6574	7589	8305	9180	10035	10623	10031	11282	12372	13705	15127	16527
70 - 74	7457	8079	9652	12076	15147	17640	2626	2833	3451	4320	5496	6419	4831	5246	6201	7756	9651	11221
75 - 79	8524	8778	8693	8188	7529	7021	2780	2818	2761	2594	2369	2210	5744	5960	5932	5594	5160	4811
80 - 84	3028	3664	4397	5207	6002	6555	921	1099	1303	1537	1737	1806	2107	2565	3094	3670	4265	4749
85 - 89	1765	1661	1734	1762	1856	1881	445	403	441	471	523	543	1320	1258	1293	1291	1333	1338
90 - 94	532	606	574	632	676	779	121	132	119	117	128	165	411	474	455	515	548	614
95 - 99	105	112	147	166	189	188	33	32	44	48	50	49	72	80	103	118	139	139
100+	59	67	76	89	101	113	30	31	36	35	45	52	29	36	40	54	56	61
<b>Urban population</b>																		
<b>Total</b>	872584	972692	1030577	1078384	1136156	1184411	420695	468868	495945	517622	545138	568371	451889	503824	534632	560762	591018	616040
0	25840	28868	28318	29124	28744	29451	13160	14813	14716	14928	14731	15322	12680	14055	13602	14196	14013	14129
1 - 4	84308	95498	104865	110582	116004	118200	43237	48933	53858	56803	59666	60907	41071	46565	51007	53779	56338	57293
5 - 9	76288	88468	97277	106195	116403	125151	39289	45373	49787	54674	59745	64189	36999	43095	47490	51521	56658	60962
10 - 14	48382	55612	61989	69203	78524	88640	25007	28780	31926	35466	40218	45429	23375	26832	30063	33737	38306	43211
15 - 19	40156	54095	54919	54156	56723	59327	20459	26762	27541	27639	29356	30680	19697	27333	27378	26517	27367	28647
20 - 24	66074	72462	74948	74249	74519	73140	31600	34657	35346	34747	35195	34777	34474	37805	39602	39502	39324	38363
25 - 29	106803	111491	109991	105301	102223	98929	49259	51921	51132	48894	47680	46461	57544	59570	58859	56407	54543	52468
30 - 34	96061	106662	113440	118643	122627	125388	47750	52272	54902	56461	57470	58332	48311	54390	58538	62182	65157	67056

Age	Total						Male						Female					
	2016	2017	2018	2019	2020	2021	2016	2017	2018	2019	2020	2021	2016	2017	2018	2019	2020	2021
35 - 39	76257	83479	89884	94907	101864	107244	37764	41532	44884	47514	50834	53131	38493	41947	45000	47393	51030	54113
40 - 44	59031	65109	68815	73667	78641	84039	28548	31489	33291	35639	38194	41102	30483	33620	35524	38028	40447	42937
45 - 49	49550	53640	56690	59316	62695	65130	23543	25610	27036	28160	29783	30788	26007	28030	29654	31156	32912	34342
50 - 54	46104	48669	49784	50708	52305	54793	21472	22519	22930	23270	23921	25099	24632	26150	26854	27438	28384	29694
55 - 59	35935	40441	44390	47761	50620	51656	16142	18162	19809	21205	22489	22924	19793	22279	24581	26556	28131	28732
60 - 64	23720	26360	29317	33567	37602	41996	9935	11108	12327	13920	15473	17363	13785	15252	16990	19647	22129	24633
65 - 69	16605	18871	20677	22885	25162	27150	6574	7589	8305	9180	10035	10623	10031	11282	12372	13705	15127	16527
70 - 74	7457	8079	9652	12076	15147	17640	2626	2833	3451	4320	5496	6419	4831	5246	6201	7756	9651	11221
75 - 79	8524	8778	8693	8188	7529	7021	2780	2818	2761	2594	2369	2210	5744	5960	5932	5594	5160	4811
80 - 84	3028	3664	4397	5207	6002	6555	921	1099	1303	1537	1737	1806	2107	2565	3094	3670	4265	4749
85 - 89	1765	1661	1734	1762	1856	1881	445	403	441	471	523	543	1320	1258	1293	1291	1333	1338
90 - 94	532	606	574	632	676	779	121	132	119	117	128	165	411	474	455	515	548	614
95 - 99	105	112	147	166	189	188	33	32	44	48	50	49	72	80	103	118	139	139
100+	59	67	76	89	101	113	30	31	36	35	45	52	29	36	40	54	56	61

## Almaty city

at the beginning of the year, people

Age	Total						Male						Female					
	2016	2017	2018	2019	2020	2021	2016	2017	2018	2019	2020	2021	2016	2017	2018	2019	2020	2021
Total	1702766	1751308	1801993	1854656	1916822	1977258	778823	800421	822587	847273	879675	907051	923943	950887	979406	1007383	1037147	1070207
0	31060	31538	31430	33116	34194	35326	16145	16277	16360	17077	17595	18388	14915	15261	15070	16039	16599	16938
1 - 4	113930	118576	123215	127197	132149	136160	58953	61342	63728	66015	68715	70544	54977	57234	59487	61182	63434	65616
5 - 9	125251	131447	139373	144836	151651	159334	64625	67819	71775	74794	78771	82848	60626	63628	67598	70042	72880	76486
10 - 14	87927	94803	103172	114227	124886	135460	45439	49091	53334	58815	64509	69921	42488	45712	49838	55412	60377	65539
15 - 19	92268	87564	85143	86489	92064	97478	45362	43649	43099	44521	47671	50484	46906	43915	42044	41968	44393	46994
20 - 24	160745	153045	141987	132931	124822	117298	72968	69914	64727	61159	58337	54856	87777	83131	77260	71772	66485	62442
25 - 29	214857	222315	225717	217657	206467	194209	97227	99095	99592	95314	90685	85511	117630	123220	126125	122343	115782	108698
30 - 34	157423	168973	183893	202836	221566	238787	72493	77598	84063	92065	100498	107241	84930	91375	99830	110771	121068	131546
35 - 39	129995	135038	142237	149579	160212	169773	60474	62717	65884	68826	73734	77650	69521	72321	76353	80753	86478	92123
40 - 44	113246	116581	118567	122837	128147	135499	51475	52826	53703	55792	58689	62484	61771	63755	64864	67045	69458	73015
45 - 49	98657	102293	106547	109813	113097	115770	44758	46421	48071	49451	50818	51734	53899	55872	58476	60362	62279	64036
50 - 54	95192	94500	93587	94159	95758	99535	42093	41652	41405	41595	42439	44153	53099	52848	52182	52564	53319	55382
55 - 59	84011	88028	91689	93830	95892	95173	35685	37785	39338	40484	41397	40874	48326	50243	52351	53346	54495	54299
60 - 64	64506	67274	70045	73927	77261	83127	25503	26606	27761	29402	31048	33866	39003	40668	42284	44525	46213	49261

Continuation

Age	Total						Male						Female					
	2016	2017	2018	2019	2020	2021	2016	2017	2018	2019	2020	2021	2016	2017	2018	2019	2020	2021
65 - 69	51762	54566	56440	57971	60337	61170	19092	20193	20910	21579	22625	22896	32670	34373	35530	36392	37712	38274
70 - 74	24970	25969	29541	34901	41084	46533	8941	9246	10455	12183	14169	15913	16029	16723	19086	22718	26915	30620
75 - 79	31976	31920	29986	26598	23343	21052	10364	10282	9688	8789	7864	6985	21612	21638	20298	17809	15479	14067
80 - 84	13460	15328	17522	20134	22159	23223	3990	4596	5223	5962	6536	6930	9470	10732	12299	14172	15623	16293
85 - 89	8441	8203	8287	7690	7726	7848	2263	2224	2279	2182	2208	2172	6178	5979	6008	5508	5518	5676
90 - 94	2502	2663	2890	3074	3012	3405	721	772	836	873	882	1047	1781	1891	2054	2201	2130	2358
95 - 99	502	573	576	675	783	797	213	258	275	298	358	364	289	315	301	377	425	433
100+	85	111	149	179	212	301	39	58	81	97	127	190	46	53	68	82	85	111
	Urban population																	
Total	1702766	1751308	1801993	1854656	1916822	1977258	778823	800421	822587	847273	879675	907051	923943	950887	979406	1007383	1037147	1070207
0	31060	31538	31430	33116	34194	35326	16145	16277	16360	17077	17595	18388	14915	15261	15070	16039	16599	16938
1 - 4	113930	118576	123215	127197	132149	136160	58953	61342	63728	66015	68715	70544	54977	57234	59487	61182	63434	65616
5 - 9	125251	131447	139373	144836	151651	159334	64625	67819	71775	74794	78771	82848	60626	63628	67598	70042	72880	76486
10 - 14	87927	94803	103172	114227	124886	135460	45439	49091	53334	58815	64509	69921	42488	45712	49838	55412	60377	65539
15 - 19	92268	87564	85143	86489	92064	97478	45362	43649	43099	44521	47671	50484	46906	43915	42044	41968	44393	46994
20 - 24	160745	153045	141987	132931	124822	117298	72968	69914	64727	61159	58337	54856	87777	83131	77260	71772	66485	62442
25 - 29	214857	222315	225717	217657	206467	194209	97227	99095	99592	95314	90685	85511	117630	123220	126125	122343	115782	108698
30 - 34	157423	168973	183893	202836	221566	238787	72493	77598	84063	92065	100498	107241	84930	91375	99830	110771	121068	131546
35 - 39	129995	135038	142237	149579	160212	169773	60474	62717	65884	68826	73734	77650	69521	72321	76353	80753	86478	92123
40 - 44	113246	116581	118567	122837	128147	135499	51475	52826	53703	55792	58689	62484	61771	63755	64864	67045	69458	73015
45 - 49	98657	102293	106547	109813	113097	115770	44758	46421	48071	49451	50818	51734	53899	55872	58476	60362	62279	64036
50 - 54	95192	94500	93587	94159	95758	99535	42093	41652	41405	41595	42439	44153	53099	52848	52182	52564	53319	55382
55 - 59	84011	88028	91689	93830	95892	95173	35685	37785	39338	40484	41397	40874	48326	50243	52351	53346	54495	54299
60 - 64	64506	67274	70045	73927	77261	83127	25503	26606	27761	29402	31048	33866	39003	40668	42284	44525	46213	49261
65 - 69	51762	54566	56440	57971	60337	61170	19092	20193	20910	21579	22625	22896	32670	34373	35530	36392	37712	38274
70 - 74	24970	25969	29541	34901	41084	46533	8941	9246	10455	12183	14169	15913	16029	16723	19086	22718	26915	30620
75 - 79	31976	31920	29986	26598	23343	21052	10364	10282	9688	8789	7864	6985	21612	21638	20298	17809	15479	14067
80 - 84	13460	15328	17522	20134	22159	23223	3990	4596	5223	5962	6536	6930	9470	10732	12299	14172	15623	16293
85 - 89	8441	8203	8287	7690	7726	7848	2263	2224	2279	2182	2208	2172	6178	5979	6008	5508	5518	5676
90 - 94	2502	2663	2890	3074	3012	3405	721	772	836	873	882	1047	1781	1891	2054	2201	2130	2358
95 - 99	502	573	576	675	783	797	213	258	275	298	358	364	289	315	301	377	425	433
100+	85	111	149	179	212	301	39	58	81	97	127	190	46	53	68	82	85	111

Shymkent city

at the beginning of the year, people

Age	Total						Male						Female											
	2016	2017	2018	2019	2020	2021	2016	2017	2018	2019	2020	2021	2016	2017	2018	2019	2020	2021						
Total	-	912300	952169	1009085	1038152	1074466	Total population												-	473655	493712	524513	537713	554923
0	-	25231	26015	27104	28277	31590	-	13140	13444	14113	14547	16246	-	12091	12571	12991	13730	15344	-					
1-4	-	93817	97775	102263	105773	110438	-	48372	50639	52893	54944	57258	-	45445	47136	49370	50829	53180	-					
5-9	-	104284	111371	114816	119595	123748	-	53434	56915	58810	61350	63544	-	50850	54456	56006	58245	60204	-					
10-14	-	75530	82194	90248	96119	103382	-	38947	42421	46356	49287	52948	-	36583	39773	43892	46832	50434	-					
15-19	-	60252	64021	78778	75418	75890	-	30705	32652	39063	38337	39074	-	29547	31369	39715	37081	36816	-					
20-24	-	73111	71218	78308	79062	78960	-	36211	34985	37330	37620	38111	-	36900	36233	40978	41442	40849	-					
25-29	-	91761	92321	91191	88643	86447	-	42107	42796	43051	42658	42076	-	49654	49525	48140	45985	44371	-					
30-34	-	74069	79749	85815	90651	96165	-	34642	37296	39666	41971	44553	-	39427	42453	46149	48680	51612	-					
35-39	-	59304	62563	65540	69794	74268	-	28240	29839	31301	33160	35097	-	31064	32724	34239	36634	39171	-					
40-44	-	53649	54938	56436	58302	60249	-	25193	25902	26574	27655	28721	-	28456	29036	29862	30647	31528	-					
45-49	-	48655	50061	51433	52649	53785	-	22819	23456	24148	24719	25208	-	25836	26605	27285	27930	28577	-					
50-54	-	45290	45786	46269	46610	47611	-	20986	21233	21403	21530	22140	-	24304	24553	24866	25080	25471	-					
55-59	-	38213	40653	42415	43922	44035	-	17241	18372	19184	20005	20034	-	20972	22281	23231	23917	24001	-					
60-64	-	26172	27995	30183	32126	34839	-	11218	12048	13113	13879	15086	-	14954	15947	17070	18247	19753	-					
65-69	-	18303	19544	21060	22209	22825	-	7205	7731	8419	9023	9309	-	11098	11813	12641	13186	13516	-					
70-74	-	8320	9132	10708	12982	14841	-	3081	3402	3904	4686	5360	-	5239	5730	6804	8296	9481	-					
75-79	-	9557	9476	8418	7378	6412	-	3171	3173	2880	2510	2150	-	6386	6303	5538	4868	4262	-					
80-84	-	4128	4617	5396	5923	6163	-	1235	1400	1618	1778	1883	-	2893	3217	3778	4145	4280	-					
85-89	-	1843	1834	1693	1737	1754	-	485	492	455	472	417	-	1358	1342	1238	1265	1337	-					
90-94	-	616	652	727	648	722	-	177	215	232	234	245	-	439	437	495	414	477	-					
95-99	-	157	199	231	260	236	-	27	28	40	54	62	-	130	171	191	206	174	-					
100+	-	38	55	53	74	106	-	9	18	19	20	21	-	29	37	34	54	85	-					
Total	-	912300	952169	1009085	1038152	1074466	Urban population												-	473655	493712	524513	537713	554923
0	-	25231	26015	27104	28277	31590	-	13140	13444	14113	14547	16246	-	12091	12571	12991	13730	15344	-					
1-4	-	93817	97775	102263	105773	110438	-	48372	50639	52893	54944	57258	-	45445	47136	49370	50829	53180	-					
5-9	-	104284	111371	114816	119595	123748	-	53434	56915	58810	61350	63544	-	50850	54456	56006	58245	60204	-					
10-14	-	75530	82194	90248	96119	103382	-	38947	42421	46356	49287	52948	-	36583	39773	43892	46832	50434	-					
15-19	-	60252	64021	78778	75418	75890	-	30705	32652	39063	38337	39074	-	29547	31369	39715	37081	36816	-					
20-24	-	73111	71218	78308	79062	78960	-	36211	34985	37330	37620	38111	-	36900	36233	40978	41442	40849	-					
25-29	-	91761	92321	91191	88643	86447	-	42107	42796	43051	42658	42076	-	49654	49525	48140	45985	44371	-					
30-34	-	74069	79749	85815	90651	96165	-	34642	37296	39666	41971	44553	-	39427	42453	46149	48680	51612	-					



Continuation

Age	Total					Male					Female				
	2016	2017	2018	2019	2020	2021	2016	2017	2018	2019	2020	2021	2016	2017	2018
35 - 39	-	59304	62563	65540	69794	74268	-	28240	29839	31301	33160	35097	-	31064	32724
40 - 44	-	53649	54938	56436	58302	60249	-	25193	25902	26574	27655	28721	-	28456	29036
45 - 49	-	48655	50061	51433	52649	53785	-	22819	23456	24148	24719	25208	-	25836	26605
50 - 54	-	45290	45786	46269	46610	47611	-	20986	21233	21403	21530	22140	-	24304	24553
55 - 59	-	38213	40653	42415	43922	44035	-	17241	18372	19184	20005	20034	-	20972	22281
60 - 64	-	26172	27995	30183	32126	34839	-	11218	12048	13113	13879	15086	-	14954	15947
65 - 69	-	18303	19544	21060	22209	22825	-	7205	7731	8419	9023	9309	-	11098	11813
70 - 74	-	8320	9132	10708	12982	14841	-	3081	3402	3904	4686	5360	-	5239	5730
75 - 79	-	9557	9476	8418	7378	6412	-	3171	3173	2880	2510	2150	-	6386	6303
80 - 84	-	4128	4617	5396	5923	6163	-	1235	1400	1618	1778	1883	-	2893	3217
85 - 89	-	1843	1834	1693	1737	1754	-	485	492	455	472	417	-	1358	1342
90 - 94	-	616	652	727	648	722	-	177	215	232	234	245	-	439	437
95 - 99	-	157	199	231	260	236	-	27	28	40	54	62	-	130	171
100+	-	38	55	53	74	106	-	9	18	19	20	21	-	29	37

## 3.5 Mean age of males and females

at the beginning of the year, age

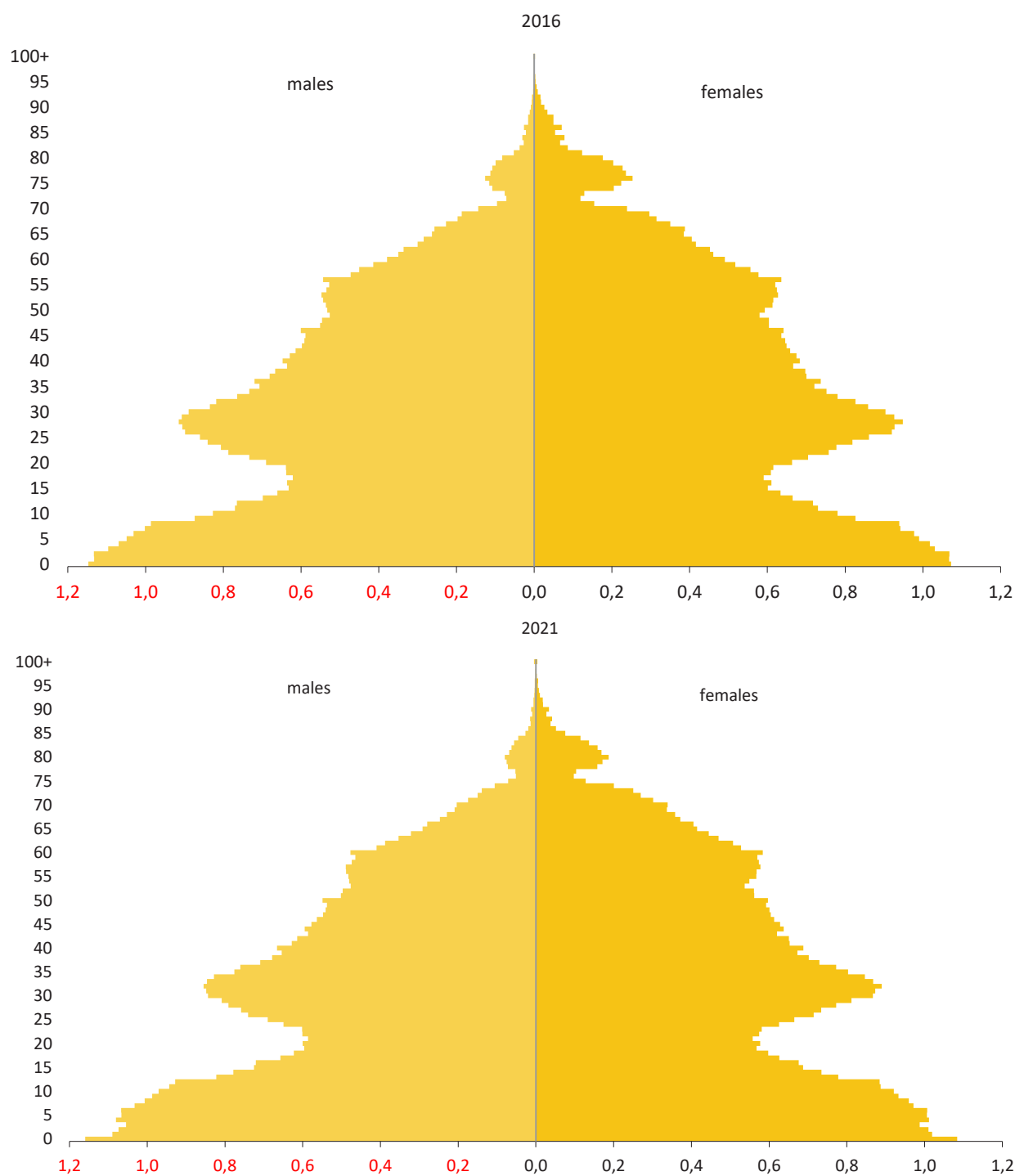
	Total					Male					Female				
	2016	2017	2018	2019	2020	2021	2016	2017	2018	2019	2020	2021	2016	2017	2018
<b>Republic of Kazakhstan</b>	31.6	31.7	31.8	31.8	31.8	31.9	31.9	30.0	30.0	30.1	30.2	30.2	33.1	33.2	33.3
Akmola	34.6	34.9	34.9	35.0	35.2	35.3	35.3	32.7	32.9	33.0	33.1	33.4	36.4	36.7	36.8
Aktobe	31.1	31.2	31.3	31.3	31.4	31.4	31.4	29.5	29.6	29.7	29.7	29.8	32.6	32.7	32.8
Almaty	30.8	30.7	30.8	30.9	31.0	31.0	31.0	29.6	29.6	29.6	29.6	29.7	32.0	31.9	32.0
Atyrau	28.9	28.9	28.9	28.9	29.0	28.9	28.9	27.5	27.5	27.5	27.6	27.6	30.2	30.2	30.2
Batys Kazakhstan	33.3	33.3	33.4	33.5	33.5	33.5	33.5	31.4	31.4	31.5	31.6	31.6	35.0	35.1	35.2
Zhambyl	29.3	29.4	29.5	29.6	29.7	29.7	29.7	27.9	28.0	28.1	28.2	28.3	30.6	30.7	30.9
Karagandy	34.5	34.7	34.8	35.0	35.1	35.2	35.2	32.3	32.5	32.6	32.8	32.9	36.5	36.6	36.8
Kostanai	36.2	36.5	36.7	36.9	37.2	37.3	37.3	34.1	34.3	34.5	34.8	35.0	38.1	38.4	38.7
Kyzylorda	28.5	28.7	28.8	28.9	29.1	29.0	29.0	27.6	27.7	27.8	27.9	28.1	29.5	29.7	29.8
Mangystau	27.5	27.5	27.6	27.7	27.7	27.7	27.7	26.5	26.5	26.6	26.6	26.7	28.5	28.6	28.6
Pavlodar	35.3	35.5	35.7	35.9	36.0	36.1	36.1	33.1	33.3	33.5	33.6	33.7	37.3	37.5	37.7
Soltustik Kazakhstan	37.1	37.3	37.5	37.7	37.9	38.0	38.0	34.7	34.9	35.1	35.3	35.4	39.2	39.5	39.7
Turkistan*	27.0	26.6	26.7	26.9	27.0	27.0	27.0	26.0	25.8	26.0	26.1	26.2	28.0	27.4	27.5
Shyngys Kazakhstan	35.7	35.9	36.0	36.2	36.4	36.4	36.4	33.6	33.7	33.9	34.0	34.1	37.6	37.8	38.0
Nur-Sultan city	29.9	29.6	29.6	29.7	29.8	29.9	29.9	28.7	28.4	28.4	28.4	28.5	31.0	30.6	30.7



	Total						Male						Female					
	2016	2017	2018	2019	2020	2021	2016	2017	2018	2019	2020	2021	2016	2017	2018	2019	2020	2021
Almaty city	33.3	33.4	33.5	33.5	33.5	33.6	31.4	31.5	31.5	31.5	31.5	31.5	34.9	35.0	35.1	35.2	35.3	35.3
Shymkent city	-	28.3	28.2	28.0	28.1	28.0	-	26.8	26.8	26.7	26.7	26.6	-	29.6	29.5	29.3	29.4	29.3
<b>Republic of Kazakhstan</b>	32.4	32.3	32.4	32.4	32.5	32.4	30.4	30.3	30.3	30.4	30.4	30.3	34.2	34.1	34.2	34.3	34.3	34.3
Akmola	34.7	34.8	34.9	35.0	35.1	35.1	32.3	32.4	32.4	32.5	32.5	32.5	36.8	37.0	37.1	37.2	37.4	37.4
Aktobe	31.3	31.2	31.2	31.3	31.3	31.3	29.4	29.4	29.4	29.4	29.4	29.4	32.9	32.8	32.9	32.9	33.0	33.0
Almaty	31.5	31.4	31.6	31.6	31.7	31.5	29.7	29.5	29.6	29.6	29.6	29.4	33.2	33.1	33.4	33.5	33.6	33.4
Atyrau	28.8	28.7	28.7	28.7	28.7	28.7	27.2	27.0	27.0	27.1	27.1	27.0	30.4	30.2	30.2	30.3	30.3	30.3
Batys Kazakhstan	33.6	33.5	33.4	33.4	33.4	33.3	31.3	31.2	31.0	31.0	30.9	30.8	35.5	35.5	35.4	35.5	35.5	35.5
Zhambyl	30.3	30.3	30.5	30.5	30.5	30.2	28.3	28.3	28.4	28.3	28.3	28.0	32.0	32.2	32.3	32.4	32.4	32.2
Karagandy	34.8	34.9	35.0	35.2	35.3	35.4	32.4	32.5	32.6	32.7	32.8	32.8	36.9	37.0	37.2	37.4	37.6	37.6
Kostanai	36.7	36.8	37.0	37.1	37.3	37.4	34.1	34.2	34.3	34.4	34.6	34.7	38.9	39.1	39.2	39.4	39.6	39.7
Kyzylorda	28.6	28.6	28.7	28.8	28.9	28.8	27.2	27.2	27.3	27.4	27.4	27.3	29.9	29.9	30.0	30.1	30.3	30.2
Mangystau	29.0	29.0	29.2	29.4	29.6	29.3	27.5	27.4	27.6	27.8	28.0	27.7	30.5	30.5	30.7	31.0	31.1	30.8
Pavlodar	35.7	35.9	36.1	36.3	36.5	36.6	33.3	33.4	33.6	33.8	33.9	33.9	37.8	38.0	38.3	38.5	38.7	38.8
Sołtustik Kazakhstan	37.2	37.3	37.5	37.6	37.8	37.9	34.3	34.3	34.4	34.6	34.7	34.8	39.7	39.8	40.0	40.2	40.4	40.5
Turkistan*	27.6	26.1	26.1	26.1	25.8	25.5	26.3	25.0	24.9	24.9	24.7	24.3	28.9	27.3	27.3	27.3	27.0	26.7
Shygyys Kazakhstan	35.9	36.0	36.1	36.2	36.3	36.3	33.4	33.4	33.5	33.5	33.6	33.6	38.0	38.1	38.3	38.4	38.6	38.7
Nur-Sultan city	29.9	29.6	29.6	29.7	29.8	29.9	28.7	28.4	28.4	28.4	30.4	28.5	31.0	30.6	30.7	30.9	34.3	31.2
Almaty city	33.3	33.4	33.5	33.5	33.5	33.6	31.4	31.5	31.5	31.5	32.5	31.5	34.9	35.0	35.1	35.2	37.4	35.3
Shymkent city	-	28.3	28.2	28.0	28.1	28.0	-	26.8	26.8	26.7	29.4	26.6	-	29.6	29.5	29.3	33.0	29.3
<b>Republic of Kazakhstan</b>	30.6	30.8	30.9	31.0	31.1	31.1	29.5	29.7	29.8	29.9	30.0	30.1	31.7	31.9	32.0	32.1	32.2	32.2
Akmola	34.5	34.9	35.0	35.1	35.3	35.5	33.0	33.4	33.5	33.7	33.9	34.1	36.0	36.4	36.4	36.5	36.7	37.0
Aktobe	30.9	31.1	31.4	31.5	31.7	31.6	29.8	30.0	30.2	30.4	30.6	30.6	32.0	32.3	32.5	32.6	32.8	32.7
Almaty	30.6	30.5	30.6	30.7	30.8	30.8	29.6	29.5	29.5	29.6	29.7	29.8	31.6	31.6	31.6	31.7	31.8	31.8
Atyrau	28.9	29.0	29.1	29.1	29.3	29.2	27.8	28.0	28.1	28.1	28.2	28.2	30.0	30.1	30.2	30.2	30.3	30.3
Batys Kazakhstan	33.0	33.2	33.4	33.6	33.7	33.7	31.5	31.7	32.0	32.1	32.3	32.4	34.5	34.7	34.9	35.0	35.1	35.1
Zhambyl	28.6	28.7	28.9	29.0	29.2	29.3	27.7	27.8	27.9	28.1	28.3	28.4	29.6	29.7	29.8	30.0	30.2	30.3
Karagandy	33.4	33.7	33.9	34.1	34.3	34.4	32.2	32.5	32.7	32.9	33.1	33.2	34.6	34.9	35.2	35.3	35.5	35.6
Kostanai	35.7	36.1	36.4	36.7	37.0	37.2	34.2	34.5	34.8	35.1	35.5	35.7	37.2	37.6	37.9	38.2	38.5	38.7
Kyzylorda	28.5	28.7	28.9	29.1	29.2	29.2	27.8	28.1	28.2	28.4	28.6	28.6	29.2	29.4	29.6	29.8	29.9	30.0
Mangystau	26.3	26.5	26.5	26.5	26.6	26.6	25.7	25.8	25.9	25.8	25.8	25.9	26.9	27.1	27.2	27.3	27.3	27.4
Pavlodar	34.5	34.7	34.7	34.8	34.9	35.0	32.8	33.1	33.2	33.3	33.4	33.5	36.1	36.3	36.3	36.3	36.5	36.5
Sołtustik Kazakhstan	36.9	37.2	37.5	37.7	37.9	38.1	35.0	35.3	35.5	35.8	36.0	36.1	38.8	39.1	39.4	39.6	39.8	40.0
Turkistan*	26.5	26.7	26.9	27.1	27.3	27.3	25.9	26.0	26.2	26.4	26.6	26.7	27.2	27.4	27.6	27.8	28.0	28.1
Shygyys Kazakhstan	35.5	35.7	36.0	36.2	36.5	36.5	33.9	34.1	34.4	34.7	34.9	35.0	37.1	37.4	37.6	37.8	38.1	38.1

## Age-gender pyramid of the population

at the beginning of the year. in percentage



## 56

	People														
	total					boys					girls				
	2016	2017	2018	2019	2020	2016	2017	2018	2019	2020	2016	2017	2018	2019	2020
Republic of Kazakhstan	Total population														
	400694	390262	397799	402310	426824	207223	201756	205224	208038	220778	193471	188506	192575	194272	206046
	12496	12307	12426	12265	12506	6454	6360	6384	6361	6523	6042	5947	6042	5904	5983
	19769	19138	19599	20493	21287	10187	9883	10064	10586	11020	9582	9255	9535	9907	10267
	50874	49971	50409	50502	54355	26488	25909	25811	26057	27829	24386	24062	24598	24445	26526
	16730	16443	17033	16980	18002	8625	8484	8819	8856	9272	8105	7959	8214	8124	8730
	13184	12860	13067	13130	13670	6929	6627	6723	6870	7086	6255	6233	6344	6260	6584
	28121	26465	27113	27041	29171	14363	13637	13974	13970	15029	13758	12828	13139	13071	14142
	23950	22715	22950	23034	23423	12278	11600	11981	12064	12066	11672	11115	10969	10970	11357
	12290	11736	11630	11448	11671	6388	6116	5944	5846	5985	5902	5620	5686	5602	5686
	19256	18982	19195	19347	21780	10067	9824	9924	9986	11298	9189	9158	9271	9361	10482
	19794	19380	19892	20459	21734	10226	10059	10357	10522	11346	9568	9321	9535	9937	10388
	12613	12025	11856	11558	11771	6557	6248	6040	6020	6012	6056	5777	5816	5538	5759
	7694	7387	7194	6872	6879	3950	3731	3709	3552	3587	3744	3656	3485	3320	3292
	81456	53252	54134	55738	61258	42130	27438	27898	28827	31851	39326	25814	26236	26911	29407
	22918	22164	21861	21854	22514	11937	11423	11363	11454	11657	10981	10741	10498	10400	10857
27845	28276	29181	28736	29565	14301	14721	14997	14722	15375	13544	13555	14184	14014	14190	
31704	31423	33259	34308	35526	16343	16366	17142	17635	18505	15361	15057	16117	16673	17021	
-	25738	27000	28545	31712	-	13330	14094	14710	14710	16337	-	12408	12906	13835	15375
Republic of Kazakhstan	Urban population														
	229731	229135	235014	239496	249627	118710	118416	121458	123908	129288	111021	110719	113556	115588	120339
	6727	6565	6440	6464	6544	3473	3415	3362	3360	3379	3254	3150	3078	3104	3165
	13128	14486	14682	15378	15835	6801	7527	7541	7929	8189	6327	6959	7141	7449	7646
	12591	12733	12495	12671	12964	6554	6547	6378	6591	6611	6037	6186	6117	6080	6353
	8662	9056	9252	9617	9759	4482	4705	4795	5009	5058	4180	4351	4457	4608	4701
	7428	7381	7614	7517	7732	3901	3805	3892	3939	4016	3527	3576	3722	3578	3716
	11310	10866	11463	11790	12931	5774	5546	5917	6104	6619	5536	5320	5546	5686	6312
	19264	18147	18438	18363	18585	9840	9237	9696	9657	9541	9424	8910	8742	8706	9044
	7020	6784	6827	7099	7207	3604	3483	3438	3627	3727	3416	3301	3389	3472	3480
	9238	9039	9278	9611	10497	4862	4651	4868	4998	5480	4376	4388	4410	4613	5017
	8764	9147	8783	8273	8923	4481	4695	4555	4259	4664	4283	4452	4228	4014	4259
	8804	8383	8310	8145	8070	4622	4397	4229	4238	4135	4182	3986	4081	3907	3935

Continuation

	People											
	total						boys			girls		
	2016	2017	2018	2019	2020	2020	2016	2017	2018	2019	2020	2020
Southstik Kazakhstan	3778	3559	3566	3390	3306	1946	1782	1838	1781	1739	1832	1777
Turkistan*	38812	13391	14225	15431	15984	20110	6909	7280	7979	8410	18702	6482
Shygys Kazakhstan	14656	14161	14201	14158	14487	7616	7300	7436	7370	7503	7040	6861
Nur-Sultan city	27845	28276	29181	28736	29565	14301	14721	14997	14722	15375	13544	13555
Almaty city	31704	31423	33259	34308	35526	16343	16366	17142	17635	18505	15361	15057
Shymkent city	-	25738	27000	28545	31712	-	13330	14094	14710	16337	-	12408
<b>Rural population</b>												
<b>Republic of Kazakhstan</b>	170963	161127	162785	162814	177197	88513	83340	83766	84130	91490	82450	77787
Akmola	5769	5742	5986	5801	5962	2981	2945	3022	3001	3144	2788	2797
Aktobe	6641	4652	4917	5115	5452	3386	2356	2523	2657	2831	3255	2296
Almaty	38283	37238	37914	37831	41391	19934	19362	19433	19466	21218	18349	17876
Atyrau	8068	7387	7781	7363	8243	4143	3779	4024	3847	4214	3925	3608
Batys Kazakhstan	5756	5479	5453	5613	5938	3028	2822	2831	2931	3070	2728	2657
Zhambyl	16811	15599	15650	15251	16240	8589	8091	8057	7866	8410	8222	7508
Karagandy	4686	4568	4512	4671	4838	2438	2363	2285	2407	2525	2248	2205
Kostanai	5270	4952	4803	4349	4464	2784	2633	2506	2219	2258	2486	2319
Kyzylorda	10018	9943	9917	9736	11283	5205	5173	5056	4988	5818	4813	4770
Mangystau	11030	10233	11109	12186	12811	5745	5364	5802	6263	6682	5285	4869
Pavlodar	3809	3642	3546	3413	3701	1935	1851	1811	1782	1877	1874	1791
Southstik Kazakhstan	3916	3828	3628	3482	3573	2004	1949	1871	1771	1848	1912	1879
Turkistan*	42644	39861	39909	40307	45274	22020	20529	20618	20848	23441	20624	19332
Shygys Kazakhstan	8262	8003	7660	7696	8027	4321	4123	3927	4084	4154	3941	3880

Continuation

	Per 1000 People											
	total						Boys			girls		
	2016	2017	2018	2019	2020	2020	2016	2017	2018	2019	2020	2020
<b>Total population</b>												
<b>Republic of Kazakhstan</b>	22.52	21.64	21.77	21.73	22.76	24.08	23.11	23.18	23.18	23.18	21.05	20.25
Akmola	16.90	16.71	16.82	16.63	16.99	18.05	17.83	17.81	17.76	17.76	15.82	15.65
Aktobe	23.53	22.47	22.69	23.40	23.97	25.07	23.98	24.07	24.94	24.94	22.08	21.05
Almaty	25.88	24.98	24.86	24.67	26.30	27.35	26.22	25.70	25.72	25.72	24.46	23.77
Atyrau	27.84	26.78	27.16	26.55	27.64	29.18	28.07	28.53	28.08	28.88	26.54	25.52
Batys Kazakhstan	20.62	19.96	20.11	20.06	20.74	22.42	21.25	21.36	21.64	22.14	18.94	18.75
Zhambyl	25.27	23.71	24.18	23.98	25.71	26.27	24.85	25.32	25.14	25.14	24.29	22.61
Karagandy	17.31	16.44	16.64	16.72	17.02	18.74	17.71	18.31	18.44	18.45	16.02	15.29

	Per 1000 People														
	total					Boys					girls				
	2016	2017	2018	2019	2020	2016	2017	2018	2019	2020	2016	2017	2018	2019	2020
Kostanai	13.94	13.38	13.30	13.15	13.47	15.31	14.71	14.33	14.14	14.54	12.71	12.18	12.38	12.25	12.50
Kyzylorda	25.04	24.39	24.34	24.22	26.92	26.17	25.21	25.10	24.91	27.82	23.90	23.57	23.57	23.51	26.01
Mangystau	31.18	29.74	29.72	29.72	30.65	32.36	31.00	31.06	30.67	32.10	30.01	28.50	28.39	28.77	29.20
Pavlodar	16.64	15.91	15.72	15.35	15.66	18.32	17.48	16.92	16.88	16.88	15.14	14.50	14.64	13.97	14.56
Soltustik Kazakhstan	13.58	13.17	12.93	12.46	12.59	14.61	13.92	13.94	13.46	13.73	12.64	12.48	12.00	11.54	11.55
Turkistan*	28.48	27.01	27.33	27.87	30.17	29.62	27.54	27.82	28.42	30.92	27.36	26.47	26.83	27.30	29.40
Shygyz Kazakhstan	16.45	15.98	15.83	15.90	16.47	17.99	17.28	17.25	17.46	17.86	15.06	14.80	14.53	14.48	15.21
Nur-Sultan city	30.18	28.23	27.67	25.95	25.48	32.15	30.52	29.59	27.71	27.62	28.34	26.11	25.90	24.33	23.51
Almaty city	18.36	17.69	18.19	18.19	18.25	20.7	20.17	20.53	20.42	20.71	16.39	15.60	16.22	16.31	16.15
Shymkent city	-	27.61	27.53	27.89	30.02	-	29.72	29.89	29.87	32.03	-	25.65	25.35	26.05	28.14
Urban population															
Republic of Kazakhstan	22.65	21.99	22.16	22.09	22.60	24.87	24.12	24.30	24.23	24.79	20.68	20.09	20.26	20.19	20.65
Akmola	19.22	18.83	18.48	18.56	18.77	21.14	20.83	20.49	20.48	20.55	17.53	17.05	16.69	16.86	17.17
AKtobe	24.94	24.39	24.14	24.75	24.96	27.26	26.62	26.02	26.76	27.03	22.85	22.36	22.42	22.92	23.06
Almaty	26.63	27.12	27.11	27.88	28.60	29.02	29.15	28.91	30.34	30.58	24.44	25.25	25.46	25.63	26.79
Atyrau	30.12	28.14	28.22	27.48	27.49	32.52	30.40	30.36	29.61	29.45	27.90	26.06	26.24	25.49	25.65
Batys Kazakhstan	23.15	22.44	22.64	21.99	22.33	26.26	24.94	24.89	24.71	24.81	20.46	20.28	20.69	19.61	20.14
Zhambyl	25.18	24.35	25.73	26.34	28.67	27.12	26.18	27.96	28.69	30.86	23.44	22.69	23.72	24.21	26.68
Karagandy	17.55	16.51	16.79	16.73	16.91	19.26	18.05	18.93	18.85	18.59	16.06	15.18	14.91	14.87	15.45
Kostanai	15.00	14.41	14.40	14.15	14.29	16.80	16.12	15.78	15.70	16.06	13.48	12.96	13.22	12.82	12.79
Kyzylorda	27.39	26.31	26.58	27.07	29.04	29.48	27.67	28.45	28.67	30.84	25.39	25.01	24.77	25.52	27.29
Mangystau	32.15	33.70	32.51	30.21	31.62	32.76	34.50	33.69	31.16	33.18	31.54	32.91	31.33	29.27	30.08
Pavlodar	16.47	15.70	15.60	15.33	15.21	18.75	17.84	17.20	17.28	16.89	14.51	13.86	14.23	13.65	13.78
Soltustik Kazakhstan	15.17	14.18	14.14	13.41	13.07	17.22	15.63	16.03	15.49	15.11	13.46	12.97	12.56	11.68	11.36
Turkistan*	30.09	34.40	36.56	38.82	38.83	32.02	35.35	37.18	39.85	40.57	28.26	33.44	35.93	37.78	37.07
Shygyz Kazakhstan	17.51	16.82	16.76	16.67	17.03	19.72	18.78	18.98	18.76	19.06	15.61	15.14	14.84	14.87	15.28
Nur-Sultan city	30.18	28.23	27.67	25.95	25.48	32.15	30.52	29.59	27.71	27.62	28.34	26.11	25.90	24.33	23.51
Almaty city	18.36	17.69	18.19	18.19	18.25	20.70	20.17	20.53	20.42	20.71	16.39	15.60	16.22	16.31	16.15
Shymkent city	-	27.61	27.53	27.89	30.02	-	29.72	29.89	29.87	32.03	-	25.65	25.35	26.05	28.14
Rural population															
Republic of Kazakhstan	22.34	21.15	21.22	21.22	22.98	23.10	21.82	21.73	21.80	23.57	21.58	20.49	20.69	20.63	22.38
Akmola	14.81	14.80	15.34	14.89	15.39	15.43	15.27	15.56	15.47	16.28	14.21	14.33	15.12	14.32	14.51
AKtobe	21.17	18.05	19.26	20.11	21.51	21.60	18.21	19.65	20.74	22.14	20.73	17.89	18.85	19.46	20.87
Almaty	25.65	24.33	24.19	23.75	25.65	26.84	25.36	24.80	24.45	26.32	24.47	23.30	23.58	23.05	24.98
Atyrau	25.74	25.27	25.99	25.43	27.83	26.26	25.62	26.63	26.32	28.22	25.22	24.91	25.34	24.52	27.44
Batys Kazakhstan	18.08	17.37	17.40	17.95	18.99	18.87	17.72	17.87	18.53	19.40	17.28	17.02	16.92	17.35	18.56

Continuation

	Per 1000 People											
	total						Boys					
	2016	2017	2018	2019	2020		2016	2017	2018	2019	2020	girls
Zhambyl	25.32	23.28	23.16	22.42	23.76		25.73	24.01	23.68	22.93	24.35	22.63
Karagandy	16.38	16.15	16.04	16.68	17.43		16.87	16.53	16.06	16.98	17.94	16.03
Kostanai	12.75	12.18	12.01	11.79	12.32		13.74	13.18	12.72	12.16	12.58	11.32
Kyzylorda	23.20	22.88	22.56	21.93	25.21		23.68	23.35	22.55	22.02	25.47	22.57
Mangystau	30.45	26.92	27.83	29.39	30.00		32.05	28.47	29.27	30.35	31.38	26.42
Pavlodar	17.07	16.42	16.00	15.40	16.74		17.37	16.68	16.31	16.01	16.86	15.70
South Kazakhstan	12.34	12.35	11.92	11.65	12.18		12.74	12.66	12.36	11.89	12.64	11.49
Turkistan*	27.16	25.19	25.08	25.15	27.97		27.73	25.63	25.55	25.61	28.49	24.59
Shyngys Kazakhstan	14.87	14.69	14.35	14.67	15.55		15.57	15.14	14.70	15.53	16.04	14.00

\* Hereinafter data for 2016 for the Ontustik Kazakhstan.

## 4.2 Deaths

	People											
	total						male					
	2016	2017	2018	2019	2020		2016	2017	2018	2019	2020	female
Total population												
Republic of Kazakhstan	131231	129009	130448	133128	161333		71078	69104	70338	72222	86903	60110
Akmola	7328	7393	7360	7310	8520		3990	3978	3920	4047	4542	3440
Aktobe	5647	5456	5554	5675	6958		3137	2955	3043	3019	3716	2511
Almaty	13457	13486	13286	13578	16137		7504	7549	7308	7602	8927	5953
Atyrau	3751	3456	3547	3601	4728		2122	1859	1913	2045	2641	1629
Batys Kazakhstan	5667	5426	5515	5532	6647		3103	2912	3015	2996	3615	2564
Zhambyl	7306	7241	7190	7387	9139		4087	4001	4038	4145	5008	3219
Karagandy	13611	13227	13356	13414	15478		7079	6823	7031	7019	7999	6532
Kostanai	9240	8911	8866	8978	10596		4722	4631	4642	4662	5486	4518
Kyzylorda	4500	4314	4299	4527	5988		2633	2541	2507	2642	3494	1867
Mangystau	2786	2733	3024	3054	4205		1667	1586	1777	1790	2449	1119
Pavlodar	7316	7277	7360	7377	8704		3852	3769	3956	3937	4566	3464
South Kazakhstan	6744	6640	6564	6691	7512		3487	3500	3435	3581	3975	3257
Turkistan*	14662	10137	9927	10345	12880		8215	5722	5698	5884	7357	6447
Shyngys Kazakhstan	14371	14031	14209	14241	16485		7780	7397	7576	7658	8679	6591
Nur-Sultan city	4051	3902	4173	4330	6175		2264	2111	2369	2406	3385	1787
Almaty city	10794	10935	11678	12240	14440		5436	5439	5662	6181	7399	5358
Shymkent city	-	4444	4540	4848	6741		-	2331	2448	2608	3665	-

Continuation



Continuation

	per 1000 People														
	total					male					female				
	2016	2017	2018	2019	2020	2016	2017	2018	2019	2020	2016	2017	2018	2019	2020
Republic of Kazakhstan	Total population														
	7.37	7.15	7.14	7.19	8.60	8.26	7.92	7.95	8.05	9.55	6.55	6.44	6.38	6.38	7.71
	9.91	10.04	9.96	9.91	11.57	11.16	11.15	10.94	11.30	12.70	8.74	8.99	9.04	8.60	10.51
	6.72	6.41	6.43	6.48	7.84	7.72	7.17	7.28	7.11	8.62	5.78	5.69	5.64	5.89	7.09
	6.85	6.74	6.55	6.63	7.81	7.75	7.64	7.28	7.50	8.73	5.97	5.86	5.84	5.78	6.90
	6.24	5.63	5.65	5.63	7.26	7.18	6.15	6.19	6.49	8.23	5.33	5.12	5.14	4.80	6.32
	8.87	8.42	8.49	8.45	10.09	10.04	9.34	9.58	9.44	11.29	7.76	7.56	7.47	7.52	8.94
	6.56	6.49	6.41	6.55	8.05	7.48	7.29	7.32	7.46	8.94	5.68	5.71	5.54	5.67	7.19
	9.84	9.57	9.68	9.74	11.25	10.80	10.42	10.74	10.73	12.23	8.97	8.81	8.72	8.84	10.35
	10.48	10.16	10.14	10.31	12.23	11.32	11.14	11.19	11.28	13.33	9.73	9.27	9.19	9.44	11.23
	5.85	5.54	5.45	5.67	7.40	6.84	6.52	6.34	6.59	8.60	4.86	4.56	4.56	4.73	6.19
	4.39	4.19	4.52	4.44	5.93	5.28	4.89	5.33	5.22	6.93	3.51	3.51	3.71	3.66	4.94
	9.65	9.63	9.76	9.80	11.58	10.76	10.55	11.08	11.04	12.82	8.66	8.80	8.57	8.68	10.46
	11.91	11.84	11.79	12.13	13.75	12.90	13.06	12.91	13.57	15.21	11.00	10.72	10.77	10.81	12.41
	5.13	5.14	5.01	5.17	6.34	5.78	5.74	5.68	5.80	7.14	4.48	4.53	4.33	4.53	5.52
	10.32	10.12	10.29	10.36	12.06	11.72	11.19	11.50	11.68	13.30	9.04	9.14	9.18	9.17	10.93
	4.39	3.90	3.96	3.91	5.32	5.09	4.38	4.67	4.53	6.08	3.74	3.45	3.29	3.34	4.62
6.25	6.15	6.39	6.49	7.42	6.88	6.70	6.78	7.16	8.28	5.72	5.69	6.06	5.93	6.68	
-	4.77	4.63	4.74	6.38	-	5.20	5.19	5.30	7.19	-	4.37	4.11	4.22	5.63	
Republic of Kazakhstan	Urban population														
	7.69	7.39	7.47	7.53	9.10	8.65	8.16	8.33	8.41	10.11	6.83	6.70	6.70	6.73	8.20
	10.96	11.18	11.19	11.20	13.16	12.44	12.40	12.37	12.91	14.46	9.66	10.09	10.14	9.67	11.99
	6.67	6.33	6.43	6.50	7.81	7.67	7.06	7.24	7.15	8.71	5.77	5.67	5.70	5.91	6.99
	8.63	8.45	8.68	8.83	10.63	9.79	9.51	9.65	9.81	11.90	7.58	7.47	7.79	7.94	9.47
	6.30	5.48	5.65	5.52	7.50	7.37	5.88	6.09	6.30	8.58	5.32	5.10	5.25	4.80	6.48
	9.26	8.37	8.83	8.81	10.77	10.77	9.30	10.08	9.50	12.04	7.96	7.57	7.75	8.20	9.66
	7.40	7.59	7.37	7.70	10.07	8.62	8.65	8.51	9.07	11.49	6.30	6.62	6.34	6.46	8.79
	10.15	10.00	10.06	10.10	11.60	11.21	10.87	11.21	11.19	12.59	9.23	9.24	9.06	9.15	10.73
	10.74	10.38	10.48	10.64	13.05	11.70	11.41	11.76	11.63	14.38	9.93	9.51	9.40	9.79	11.92
	6.15	5.61	5.77	5.91	7.92	7.32	6.70	6.76	6.84	9.25	5.03	4.56	4.81	5.01	6.64
	5.42	5.18	5.72	5.73	7.67	6.22	5.82	6.49	6.57	8.66	4.60	4.54	4.96	4.90	6.68
	9.62	9.58	9.85	9.81	11.87	10.79	10.55	11.35	11.05	13.17	8.61	8.74	8.56	8.74	10.75
	11.88	11.65	11.59	12.06	14.20	13.18	13.33	12.79	13.72	15.86	10.80	10.26	10.59	10.68	12.81
	5.48	6.32	6.35	6.52	8.06	6.24	7.14	7.41	7.48	8.87	4.75	5.49	5.28	5.56	7.24
	10.43	10.07	10.19	10.43	12.09	12.00	11.27	11.52	11.85	13.32	9.08	9.05	9.05	9.21	11.03
	4.39	3.90	3.96	3.91	5.32	5.09	4.38	4.67	4.53	6.08	3.74	3.45	3.29	3.34	4.62

	per 1000 People											
	total						male					
	2016	2017	2018	2019	2020		2016	2017	2018	2019	2020	female
Almaty city	6.25	6.15	6.39	6.49	7.42		6.88	6.70	6.78	7.16	8.28	5.69
Shymkent city	-	4.77	4.63	4.74	6.38		-	5.20	5.19	5.30	7.19	4.37
<b>Republic of Kazakhstan</b>	6.96	6.83	6.68	6.72	7.89		7.77	7.61	7.45	7.56	8.81	6.01
Akmola	8.96	9.01	8.87	8.76	10.15		10.08	10.09	9.73	9.94	11.20	7.94
Aktobe	6.80	6.58	6.42	6.44	7.90		7.80	7.41	7.36	7.03	8.41	5.82
Almaty	6.28	6.22	5.92	6.00	7.02		7.13	7.09	6.61	6.87	7.88	5.18
Atyrau	6.19	5.79	5.66	5.76	6.98		7.02	6.43	6.29	6.70	7.82	5.35
Batys Kazakhstan	8.47	8.48	8.12	8.06	9.32		9.37	9.38	9.09	9.37	10.53	7.55
Zhambyl	6.00	5.75	5.78	5.79	6.72		6.75	6.43	6.57	6.46	7.36	5.07
Karagandy	8.62	7.92	8.20	8.31	9.84		9.36	8.82	9.09	9.07	10.91	7.01
Kostanai	10.19	9.89	9.74	9.86	11.08		10.91	10.84	10.56	10.83	11.97	8.98
Kyzylorda	5.62	5.49	5.20	5.47	6.98		6.48	6.39	6.02	6.40	8.10	4.72
Mangystau	3.62	3.49	3.70	3.58	4.78		4.55	4.21	4.54	4.32	5.78	2.70
Pavlodar	9.74	9.75	9.54	9.77	10.89		10.70	10.53	10.48	11.01	12.06	8.78
Southstik Kazakhstan	11.92	11.98	11.96	12.19	13.37		12.69	12.87	13.00	13.45	14.71	11.17
Turkistan*	4.84	4.85	4.68	4.84	5.91		5.41	5.40	5.26	5.39	6.71	4.26
Shygyys Kazakhstan	10.15	10.19	10.45	10.25	12.02		11.34	11.08	11.48	11.41	13.27	8.97
												9.30
												9.41
												9.09
												10.76

## 4.3 Natural increase (decrease)

	People											
	total						male					
	2016	2017	2018	2019	2020		2016	2017	2018	2019	2020	female
<b>Republic of Kazakhstan</b>	269463	261253	267351	269192	265491	<b>Total population</b>	269463	261253	267351	135816	133875	128601
Akmola	5168	4914	5066	4955	3986		5168	4914	5066	2314	1981	2532
Aktobe	14122	13682	14045	14818	14329		14122	13682	14045	7567	7304	6754
Almaty	37417	36485	37123	36924	38218		37417	36485	37123	18455	18902	18125
Atyrau	12979	12987	13486	13379	13274		12979	12987	13486	6811	6631	6362
Batys Kazakhstan	7517	7434	7552	7598	7023		7517	7434	7552	3874	3471	3719
Zhambyl	20815	19224	19923	19654	20032		20815	19224	19923	9825	10021	9588
Karagandy	10339	9488	9594	9620	7945		10339	9488	9594	5045	4067	4711
Kostanai	3050	2825	2764	2470	1075		3050	2825	2764	1184	499	1340
Kyzylorda	14756	14668	14896	14820	15792		14756	14668	14896	7344	7804	7385
Mangystau	17008	16647	16868	17405	17529		17008	16647	16868	8732	8897	8174
												8288
												8673
												131616
												133366
												2641
												2005
												7025
												7251
												18469
												19316
												6568
												6643
												3724
												3552
												9829
												10011
												3878
												4575
												1286
												576
												7988
												7476
												8673
												8832

Continuation

	People														
	total					male					female				
	2016	2017	2018	2019	2020	2016	2017	2018	2019	2020	2016	2017	2018	2019	2020
Pavlodar	5297	4748	4496	4181	3067	5297	4748	4496	2083	1446	2592	2269	2412	2098	1621
Soltustik Kazakhstan	950	747	630	181	-633	950	747	630	-29	-388	487	516	356	210	-245
Turkistan*	66794	43115	44207	45393	48378	66794	43115	44207	22943	24494	32879	21399	22007	22450	23884
Shygys Kazakhstan	8547	8133	7652	7613	6029	8547	8133	7652	3796	2978	4390	4107	3865	3817	3051
Nur-Sultan city	23794	24374	25008	24406	23390	23794	24374	25008	12316	11990	11757	11764	12380	12090	11400
Almaty city	20910	20488	21581	22068	21086	20910	20488	21581	11454	11106	10003	9561	10101	10614	9980
Shymkent city	-	21294	22460	23697	24971	-	21294	22460	12102	12672	-	10295	10814	11595	12299
Urban population															
Republic of Kazakhstan	151730	152139	155842	157924	149132	77396	78366	79826	80879	76571	74334	73773	76016	77045	72561
Akmola	2890	2668	2540	2565	1956	1430	1383	1332	1241	1001	1460	1285	1208	1324	955
Aktobe	9616	10725	10768	11340	10879	4886	5531	5443	5810	5549	4730	5194	5325	5530	5330
Almaty	8508	8765	8493	8657	8146	4344	4410	4248	4460	4038	4164	4355	4245	4197	4108
Atyrau	6850	7294	7399	7684	7098	3467	3795	3833	3944	3585	3383	3499	3566	3740	3513
Batys Kazakhstan	4457	4629	4644	4507	4001	2302	2387	2316	2425	2067	2155	2242	2328	2082	1934
Zhambyl	7987	7480	8179	8344	8387	3939	3713	4116	4174	4155	4048	3767	4063	4170	4232
Karagandy	8119	7161	7388	7275	5840	4114	3675	3958	3923	3078	4005	3486	3430	3352	2762
Kostanai	1994	1895	1855	1759	627	1094	1017	876	940	389	900	878	979	819	238
Kyzylorda	7163	7113	7264	7512	7634	3654	3525	3711	3805	3837	3509	3588	3553	3707	3797
Mangystau	7288	7741	7237	6703	6759	3630	3903	3678	3361	3446	3658	3838	3559	3342	3313
Pavlodar	3662	3269	3064	2933	1774	1962	1796	1437	1527	911	1700	1473	1627	1406	863
Soltustik Kazakhstan	818	634	642	341	-286	456	263	371	203	-86	362	371	271	138	-200
Turkistan*	31748	10931	11753	12838	12666	16192	5513	5828	6482	6572	15556	5418	5925	6356	6094
Shygys Kazakhstan	5926	5678	5567	5295	4204	2982	2919	2925	2712	2261	2944	2759	2642	2583	1943
Nur-Sultan city	23794	24374	25008	24406	23390	12037	12610	12628	12316	11990	11757	11764	12380	12090	11400
Almaty city	20910	20488	21581	22068	21086	10907	10927	11480	11454	11106	10003	9561	10101	10614	9980
Shymkent city	-	21294	22460	23697	24971	-	10999	11646	12102	12672	-	10295	10814	11595	12299
Rural population															
Republic of Kazakhstan	117733	109114	111509	111258	116359	58749	54286	55060	54937	57304	58984	54828	56449	56321	59055
Akmola	2278	2246	2526	2390	2030	1034	999	1132	1073	980	1244	1247	1394	1317	1050
Aktobe	4506	2957	3277	3478	3450	2164	1397	1578	1757	1755	2342	1560	1699	1721	1695
Almaty	28909	27720	28630	28267	30072	14640	13950	14255	13995	14864	14269	13770	14375	14272	15208
Atyrau	6129	5693	6087	5695	6176	3036	2830	3073	2867	3046	3093	2863	3014	2828	3130
Batys Kazakhstan	3060	2805	2908	3091	3022	1524	1328	1392	1449	1404	1536	1477	1516	1642	1618
Zhambyl	12828	11744	11744	11310	11645	6337	5923	5820	5651	5866	6491	5821	5924	5659	5779
Karagandy	2220	2327	2206	2345	2105	1085	1102	992	1122	989	1135	1225	1214	1223	1116
Kostanai	1056	930	909	711	448	572	468	426	244	110	484	462	483	467	338

	People														
	total					male					female				
	2016	2017	2018	2019	2020	2016	2017	2018	2019	2020	2016	2017	2018	2019	2020
Kyzylorda	7593	7555	7632	7308	8158	3780	3758	3706	3539	3967	3813	3797	3926	3769	4191
Mangystau	9720	8906	9631	10702	10770	4929	4570	4902	5371	5451	4791	4336	4729	5331	5319
Pavlodar	1635	1479	1432	1248	1293	743	683	647	556	535	892	796	785	692	758
Soltustik Kazakhstan	132	113	-12	-160	-347	7	-32	-97	-232	-302	125	145	85	72	-45
Turkistan *	35046	32184	32454	32555	35712	17723	16203	16372	16461	17922	17323	15981	16082	16094	17790
Shygys Kazakhstan	2621	2455	2085	2318	1825	1175	1107	862	1084	717	1446	1348	1223	1234	1108
															Continuation

Continuation

	per 1000 People														
	total					male					female				
	2016	2017	2018	2019	2020	2016	2017	2018	2019	2020	2016	2017	2018	2019	2020
Republic of Kazakhstan	Total population														
	15.15	14.48	14.63	14.54	14.16	15.82	15.20	15.24	15.13	14.72	14.50	13.82	14.06	13.98	13.63
	6.99	6.67	6.86	6.72	5.41	6.89	6.68	6.88	6.46	5.54	7.08	6.66	6.84	6.96	5.30
	16.81	16.06	16.26	16.92	16.14	17.35	16.81	16.79	17.83	16.95	16.30	15.36	15.77	16.07	15.37
	19.03	18.24	18.30	18.04	18.49	19.60	18.58	18.43	18.21	18.49	18.49	17.91	18.18	17.86	18.49
	21.60	21.15	21.50	20.92	20.38	22.00	21.92	22.34	21.60	20.65	21.21	20.40	20.68	20.26	20.12
	11.75	11.54	11.63	11.61	10.66	12.38	11.92	11.78	12.20	10.84	11.18	11.19	11.48	11.05	10.48
	18.71	17.22	17.77	17.43	17.65	18.79	17.56	18.00	17.68	17.90	18.61	16.90	17.54	17.18	17.42
	7.47	6.87	6.95	6.98	5.77	7.94	7.29	7.56	7.71	6.22	7.05	6.48	6.40	6.32	5.37
	3.46	3.22	3.16	2.84	1.24	3.99	3.57	3.14	2.86	1.21	2.98	2.90	3.18	2.81	1.27
	19.19	18.85	18.89	18.55	19.52	19.33	18.69	18.76	18.32	19.22	19.04	19.01	19.01	18.78	19.82
	26.79	25.55	25.20	25.28	24.72	27.08	26.11	25.73	25.45	25.17	26.50	24.99	24.68	25.11	24.27
	6.99	6.28	5.96	5.55	4.08	7.56	6.94	5.84	5.84	4.06	6.48	5.69	6.07	5.29	4.10
	1.67	1.33	1.13	0.33	-1.16	1.71	0.86	1.03	-0.11	-1.48	1.64	1.76	1.23	0.73	-0.86
	23.35	21.87	22.32	22.70	23.83	23.84	21.79	22.14	22.62	23.78	22.88	21.94	22.51	22.77	23.88
	6.13	5.87	5.54	5.54	4.41	6.27	6.09	5.75	5.79	4.56	6.02	5.66	5.35	5.31	4.27
25.79	24.33	23.72	22.04	20.16	27.06	26.14	24.92	23.18	21.54	24.60	22.66	22.60	20.99	18.89	
12.11	11.53	11.80	11.70	10.83	13.82	13.47	13.75	13.27	12.43	10.67	9.91	10.17	10.38	9.47	
-	22.84	22.90	23.15	23.64	-	24.52	24.70	24.57	24.85	-	21.28	21.24	21.83	22.51	22.51
Republic of Kazakhstan	Urban population														
	14.96	14.60	14.70	14.57	13.50	16.22	15.96	15.97	15.81	14.68	13.85	13.39	13.56	13.46	12.45
	8.26	7.65	7.29	7.37	5.61	8.70	8.44	8.12	7.56	6.09	7.87	6.96	6.55	7.19	5.18
	18.27	18.05	17.70	18.25	17.15	19.59	19.56	18.78	19.61	18.32	17.08	16.69	16.72	17.02	16.08
	18.00	18.67	18.43	19.05	17.97	19.23	19.63	19.25	20.53	18.68	16.86	17.78	17.67	17.69	17.33
	23.82	22.67	22.57	21.96	19.99	25.15	24.52	24.27	23.31	20.88	22.58	20.95	20.99	20.69	19.17

Continuation

	per 1000 People														
	total					male					female				
	2016	2017	2018	2019	2020	2016	2017	2018	2019	2020	2016	2017	2018	2019	2020
Batys Kazakhstan	13.89	14.08	13.81	13.18	11.55	15.49	15.65	14.81	15.21	12.77	12.50	12.72	12.94	11.41	10.48
Zhambyl	17.78	16.76	18.36	18.64	18.59	18.50	17.53	19.45	19.62	19.37	17.14	16.07	17.38	17.76	17.88
Karagandy	7.40	6.52	6.73	6.63	5.31	8.05	7.18	7.73	7.66	6.00	6.83	5.94	5.85	5.73	4.72
Kostanai	4.26	4.02	3.91	3.50	1.24	5.10	4.71	4.02	4.07	1.68	3.55	3.45	3.82	3.02	0.87
Kyzylorda	21.24	20.71	20.81	21.16	21.12	22.16	20.97	21.69	21.83	21.59	20.36	20.45	19.96	20.51	20.66
Mangystau	26.73	28.52	26.79	24.48	23.95	26.54	28.68	27.20	24.59	24.51	26.94	28.37	26.37	24.37	23.39
Pavlodar	6.85	6.12	5.75	5.52	3.34	7.96	7.29	5.84	6.23	3.72	5.90	5.12	5.67	4.91	3.02
Soltustik kazakhstan	3.29	2.53	2.55	1.35	-1.13	4.04	2.31	3.24	1.77	-0.75	2.66	2.71	1.97	1.00	-1.45
Turkistan *	24.61	28.08	30.20	32.30	30.77	25.78	28.21	29.76	32.37	31.71	23.51	27.95	30.65	32.22	29.83
Shygys Kazakhstan	7.08	6.74	6.57	6.23	4.94	7.72	7.51	7.47	6.90	5.74	6.53	6.09	5.80	5.66	4.25
Nur-Sultan city	25.79	24.33	23.72	22.04	20.16	27.06	26.14	24.92	23.18	21.54	24.60	22.66	22.60	20.99	18.89
Almaty city	12.11	11.53	11.80	11.70	10.83	13.82	13.47	13.75	13.27	12.43	10.67	9.91	10.17	10.38	9.47
Shymkent city	-	22.84	22.90	23.15	23.64	-	24.52	24.70	24.57	24.85	-	21.28	21.24	21.83	22.51
Rural population															
Republic of Kazakhstan	15.38	14.32	14.53	14.50	15.09	15.33	14.21	14.28	14.23	14.77	15.44	14.44	14.78	14.76	15.42
Akmola	5.85	5.79	6.47	6.14	5.24	5.35	5.18	5.83	5.53	5.07	6.34	6.39	7.11	6.74	5.41
Aktobe	14.37	11.48	12.83	13.67	13.61	13.80	10.80	12.29	13.72	13.72	14.91	12.16	13.38	13.63	13.49
Almaty	19.37	18.11	18.27	17.75	18.64	19.71	18.27	18.19	17.58	18.44	19.03	17.95	18.34	17.91	18.83
Atyrau	19.55	19.47	20.33	19.67	20.85	19.24	19.19	20.34	19.61	20.40	19.87	19.77	20.32	19.72	21.32
Batys Kazakhstan	9.61	8.89	9.28	9.88	9.66	9.50	8.34	8.78	9.16	8.87	9.73	9.46	9.78	10.62	10.47
Zhambyl	19.32	17.53	17.38	16.63	17.04	18.98	17.58	17.11	16.48	16.98	19.66	17.48	17.65	16.78	17.09
Karagandy	7.76	8.23	7.84	8.37	7.58	7.51	7.71	6.97	7.92	7.03	8.01	8.76	8.74	8.85	8.15
Kostanai	2.56	2.29	2.27	1.93	1.24	2.83	2.34	2.16	1.34	0.61	2.30	2.23	2.38	2.51	1.85
Kyzylorda	17.58	17.38	17.36	16.46	18.23	17.20	16.96	16.53	15.63	17.37	17.98	17.82	18.23	17.34	19.12
Mangystau	26.83	23.43	24.13	25.81	25.22	27.50	24.25	24.73	26.02	25.60	26.18	22.61	23.54	25.60	24.84
Pavlodar	7.33	6.67	6.46	5.63	5.85	6.67	6.16	5.83	4.99	4.81	7.98	7.18	7.10	6.27	6.90
Soltustik Kazakhstan	0.42	0.36	-0.04	-0.54	-1.18	0.05	-0.21	-0.64	-1.56	-2.07	0.78	0.93	0.56	0.48	-0.31
Turkistan *	22.32	20.34	20.39	20.31	22.06	22.32	20.23	20.29	20.22	21.78	22.33	20.45	20.50	20.41	22.35
Shygys Kazakhstan	4.72	4.51	3.91	4.42	3.54	4.23	4.07	3.22	4.12	2.77	5.20	4.95	4.59	4.72	4.31

#### 4.4 Births, deaths and natural increase (decrease) of the population by ethnic groups

	People														
	number of births					number of deaths					natural increase (decrease)				
	2016	2017	2018	2019	2020	2016	2017	2018	2019	2020	2016	2017	2018	2019	2020
<b>Total</b>	400694	390262	397799	402310	426824	131231	129009	130448	133128	161333	269463	261253	267351	269182	265491
Kazakhs	306115	300807	309735	317011	340721	59274	58695	59670	62301	80427	246841	242112	250065	254710	260294
Russian	42356	38970	37406	35153	33701	46531	45297	45478	45332	50656	-4175	-6327	-8072	-10179	-16955
Uzbeks	16689	16145	16660	16898	18801	2648	2648	2630	2798	3967	14041	13497	14030	14100	14834
Ukrainians	4339	4042	3972	3788	3681	8365	8164	8184	8002	9036	-4026	-4122	-4212	-4214	-5355
Uigurs	6250	6102	6220	6105	6409	1498	1677	1622	1682	2058	4752	4425	4598	4423	4351
Tatars	3264	3176	3094	2941	2810	2967	2837	2893	2974	3284	297	339	201	-33	-474
Germans	3882	3684	3515	3154	3168	2081	2012	2089	2118	2367	1801	1672	1426	1036	801
Other ethnicities	17788	17314	17181	17249	17509	7732	7585	7759	7788	9431	10056	9729	9422	9461	8078
Not specified	11	22	16	11	24	135	94	123	133	107	-124	-72	-107	-122	-83

## 5. Marriages and divorces

### 5.1 Marriages

	Number of marriages														
	total population					urban population					rural population				
	2016	2017	2018	2019	2020	2016	2017	2018	2019	2020	2016	2017	2018	2019	2020
Republic of Kazakhstan	141702	141791	137797	139504	128839	94672	97262	95964	98230	88776	47030	44529	41833	41274	40063
	4870	5226	4780	4772	4289	3117	3370	3182	3099	2872	1753	1856	1598	1673	1417
	6761	6693	6538	6661	6474	5102	5524	5364	5599	5368	1659	1169	1174	1062	1106
	15522	14969	14068	14215	12955	4529	4409	4363	4363	3771	10993	10560	9705	9852	9184
	4888	4940	5032	4953	4907	3048	3585	3490	3483	3075	1840	1355	1542	1470	1832
Batys Kazakhstan	5028	4986	4880	4703	4467	3536	3673	3660	3543	3351	1492	1313	1220	1160	1116
Zhambyl	8064	7837	7878	7806	7590	3899	3874	4058	4073	3678	4165	3963	3820	3733	3912
Karagandy	10748	10973	10813	10355	9401	9758	10012	9912	9539	8631	990	961	901	816	770
Kostanai	5628	6010	5682	5524	4749	3605	3878	3731	3800	3213	2023	2132	1951	1724	1536
Kyzylorda	5657	5649	5735	5835	5892	2817	2760	2875	2847	2874	2840	2889	2860	2988	3018
Mangystau	5576	5527	5548	5390	5026	3363	3373	3253	2845	2535	2213	2154	2295	2545	2491
Pavlodar	5173	5646	5369	5235	4870	4155	4563	4351	4262	3940	1018	1083	1018	973	930
Soltustik Kazakhstan	3566	3830	3605	3446	2932	2019	2205	2035	1957	1710	1547	1625	1570	1489	1222
Turkistan*	22030	14320	13333	13950	13463	10356	3527	3469	4496	4147	11674	10793	9864	9454	9316
Shygyys Kazakhstan	10241	10121	9421	9290	8570	7418	7445	7106	6955	6357	2823	2676	2315	2335	2213
Nur-Sultan city	11299	11471	11404	11316	10597	11299	11471	11404	11316	10597	-	-	-	-	-
Almaty city	16651	17172	16952	17832	15835	16651	17172	16952	17832	15835	-	-	-	-	-
Shymkent city	-	6421	6759	8221	6822	-	6421	6759	8221	6822	-	-	-	-	-

\* Hereinafter data for 2016 for the Ontustik Kazakhstan.

Continuation

	per 1000 people														
	total population					urban population					rural population				
	2016	2017	2018	2019	2020	2016	2017	2018	2019	2020	2016	2017	2018	2019	2020
Republic of Kazakhstan	7.96	7.86	7.54	7.54	6.87	9.30	9.33	9.05	9.06	8.04	6.18	5.85	5.45	5.38	5.20
Akmola	6.59	7.09	6.47	6.47	5.83	8.91	9.66	9.13	8.90	8.24	4.50	4.78	4.09	4.30	3.66
Aktobe	8.05	7.86	7.57	7.61	7.29	9.22	9.30	8.82	9.01	8.46	5.79	4.54	4.60	4.17	4.36
Almaty	7.90	7.48	6.94	6.94	6.27	9.58	9.39	9.47	9.60	8.32	7.36	6.90	6.19	6.19	5.69
Atyrau	8.13	8.04	8.02	7.74	7.54	10.13	11.14	10.65	9.95	8.66	6.13	4.63	5.15	5.08	6.19
Batys Kazakhstan	7.87	7.74	7.51	7.18	6.78	11.02	11.17	10.88	10.36	9.68	4.69	4.16	3.89	3.71	3.57
Zhambyl	7.25	7.02	7.03	6.92	6.69	8.68	8.68	9.11	9.10	8.15	6.27	5.92	5.65	5.49	5.72
Karagandy	7.77	7.94	7.84	7.52	6.83	8.89	9.11	9.03	8.69	7.85	3.46	3.40	3.20	2.91	2.77



	per 1000 people																			
	total population					urban population										rural population				
	2016	2017	2018	2019	2020	2016	2017	2018	2019	2020	2016	2017	2018	2019	2020					
Kostanai	6.38	6.85	6.50	6.34	5.48	7.70	8.24	7.87	7.57	6.37	4.89	5.24	4.88	4.67	4.24					
Kyzylorda	7.36	7.26	7.27	7.30	7.28	8.35	8.03	8.24	8.02	7.95	6.58	6.65	6.51	6.73	6.74					
Mangystau	8.78	8.48	8.29	7.83	7.09	12.34	12.43	12.04	10.39	8.98	6.11	5.67	5.75	6.14	5.83					
Pavlodar	6.83	7.47	7.12	6.95	6.48	7.77	8.54	8.17	8.02	7.43	4.56	4.88	4.59	4.39	4.21					
South Kazakhstan	6.30	6.83	6.48	6.25	5.37	8.09	8.79	8.07	7.74	6.76	4.88	5.24	5.16	4.98	4.17					
Turkistan*	7.70	7.26	6.73	6.97	6.63	8.03	9.06	8.91	11.31	10.08	7.44	6.82	6.20	5.90	5.75					
Shyngys Kazakhstan	7.35	7.30	6.82	6.76	6.27	8.86	8.84	8.39	8.19	7.47	5.08	4.91	4.34	4.45	4.29					
Nur-Sultan city	12.25	11.45	10.81	10.22	9.13	12.25	11.45	10.81	10.22	9.13	-	-	-	-	-					
Almaty city	9.64	9.67	9.27	9.46	8.13	9.64	9.67	9.27	9.46	8.13	-	-	-	-	-					
Shymkent city	-	6.89	6.89	8.03	6.46	-	6.89	6.89	8.03	6.46	-	-	-	-	-					

## 5.2 Marriages by age and marital status

people

Age	Got married						Of them according to marital status														
							never married			widowed			divorced								
							2016	2017	2018	2019	2020	2016	2017	2018	2019	2020	2016	2017	2018	2019	2020
<b>Total</b>	141702	141791	137797	139504	128839		119518	117755	113297	114162	107593	1543	1593	1528	1563	1289	20536	22352	22833	23096	19795
<18	59	48	57	70	72		59	48	57	70	72	0	0	0	0	0	0	0	0	0	0
18 - 19	2234	1992	2089	2184	2144		2218	1982	2062	2147	2114	0	0	1	2	1	4	6	4	4	7
20 - 24	43868	41972	40161	39824	37977		43216	41340	39545	39024	37480	37	29	36	48	42	580	569	545	497	407
25 - 29	52545	51794	49429	49714	46548		48488	47679	45480	45935	43550	97	84	72	100	63	3923	3993	3835	3427	2880
30 - 34	20696	21901	21847	22588	20608		15366	16053	15805	16343	15271	108	106	123	113	89	5211	5737	5900	6055	5229
35 - 39	9742	10247	10370	10448	9177		5692	5745	5615	5676	4959	136	126	145	120	108	3913	4372	4602	4623	4100
40 - 44	5273	5699	5768	6041	4925		2512	2710	2640	2738	2090	169	157	164	137	132	2590	2829	2958	3148	2700
45 - 49	2850	3215	3213	3477	2922		1056	1132	1072	1205	1111	168	168	150	158	134	1624	1915	1991	2108	1672
50 - 54	1856	2078	2013	2065	1695		473	558	560	526	478	197	225	191	171	150	1185	1294	1258	1361	1067
55 - 59	1228	1406	1360	1440	1181		218	283	266	269	240	219	262	213	253	163	790	860	880	912	778
60+	1351	1439	1490	1653	1590		220	225	195	229	228	412	436	433	461	407	716	777	860	961	955
not specified	0	0	0	0	0		0	0	0	0	0	0	0	0	0	0	0	0	0	0	0
<b>Total</b>	141702	141791	137797	139504	128839		123003	120837	116045	116560	109497	1753	1884	1841	1731	1550	16689	18861	19667	20342	17400
<18	1083	1009	990	984	919		1081	1009	987	979	918	0	0	1	0	0	0	0	0	1	0
18 - 19	15047	14244	14229	15091	15258		14874	14104	14081	14793	15017	8	13	7	9	10	31	33	21	36	31

Continuation

Age	Got married										Of them according to marital status											
						never married					widowed					divorced						
						2016	2017	2018	2019	2020	2016	2017	2018	2019	2020	2016	2017	2018	2019	2020	2016	2017
20 - 24	65192	63026	60170	59908	56342	63529	61274	58423	57978	54942	79	102	77	75	80	1510	1585	1607	1607	1424	1224	
25 - 29	32035	32163	30498	30320	27427	27494	27281	25727	25527	23475	177	156	164	144	114	4341	4697	4578	4551	3797		
30 - 34	13437	14591	14859	15089	13175	9241	9659	9334	9545	8354	248	264	269	226	206	3938	4658	5243	5281	4591		
35 - 39	6942	7648	7841	8117	7088	3949	4181	4225	4236	3650	281	285	269	246	204	2705	3179	3339	3613	3218		
40 - 44	3626	4116	4127	4533	3821	1686	1906	1894	2002	1739	232	258	243	219	219	1704	1949	1986	2298	1860		
45 - 49	1835	2161	2354	2463	2118	623	762	795	853	784	177	220	241	236	205	1034	1178	1317	1367	1124		
50 - 54	1126	1281	1207	1370	1157	277	356	325	352	332	180	195	168	201	160	668	729	714	812	662		
55 - 59	744	862	780	878	739	139	182	153	178	157	163	193	161	172	130	442	487	464	528	450		
60+	635	690	742	751	795	110	123	101	117	129	208	198	241	203	222	316	366	398	431	443		
not specified	0	0	0	0	0	0	0	0	0	0	0	0	0	0	0	0	0	0	0	0		

## 5.3 Mean age at first marriage

ages

	Grooms														
	total					urban population					rural population				
	2016	2017	2018	2019	2020	2016	2017	2018	2019	2020	2016	2017	2018	2019	2020
Republic of Kazakhstan	27.3	27.5	27.6	27.6	27.5	27.4	27.6	27.6	27.6	27.5	27.2	27.5	27.5	27.7	27.3
Akmola	27.9	28.0	27.9	28.2	27.9	27.8	27.9	27.8	28.0	27.8	28.0	28.2	28.2	28.5	28.2
Aktobe	26.8	26.9	26.9	27.1	26.9	26.7	26.9	26.9	27.1	27.0	26.9	26.9	27.1	27.3	26.4
Almaty	27.7	28.0	28.1	28.3	28.0	27.5	27.6	27.8	27.9	27.7	27.8	28.1	28.2	28.5	28.1
Atyrau	26.3	26.7	26.5	26.5	26.3	26.4	26.8	26.5	26.6	26.5	26.2	26.4	26.4	26.3	26.0
Batys Kazakhstan	26.8	27.3	27.3	27.4	27.5	26.7	27.1	27.2	27.3	27.5	26.9	27.6	27.6	27.7	27.2
Zhambyl	27.4	27.5	27.4	27.6	27.5	27.5	27.7	27.6	27.9	27.5	27.3	27.3	27.3	27.3	27.4
Karagandy	27.7	27.9	28.0	28.0	27.9	27.7	27.9	28.0	28.0	27.8	27.7	28.0	28.2	28.1	28.4
Kostanai	27.7	28.0	28.3	28.1	28.3	27.7	28.1	28.2	28.1	28.2	27.5	27.8	28.5	28.2	28.4
Kyzylorda	27.0	27.1	27.1	27.3	26.9	26.7	26.8	27.0	27.3	27.0	27.3	27.4	27.2	27.4	26.9
Mangystau	25.9	26.1	26.2	26.2	26.2	26.2	26.5	26.8	26.8	26.8	25.3	25.5	25.4	25.5	25.6
Pavlodar	27.6	28.0	28.2	28.1	28.0	27.5	28.0	28.2	28.1	28.0	27.8	28.0	28.1	28.1	28.0
South Kazakhstan	27.9	28.3	28.6	28.7	28.7	27.9	28.4	28.8	28.7	28.3	28.0	28.2	28.4	28.7	29.2
Turkistan*	26.9	26.9	26.9	27.0	26.7	27.0	26.9	26.8	26.9	26.6	26.7	26.9	26.9	27.1	26.7
Shyrgyz Kazakhstan	27.8	28.1	28.1	28.2	28.0	27.5	27.8	27.7	27.9	27.7	28.6	28.9	29.0	29.1	28.7
Nur-Sultan city	27.6	27.7	27.7	27.6	27.7	27.6	27.7	27.7	27.6	27.7	-	-	-	-	-
Almaty city	27.9	28.0	28.0	28.0	28.1	27.9	28.0	28.0	28.0	28.1	-	-	-	-	-
Shymkent city	-	27.1	27.2	27.1	26.8	-	27.1	27.2	27.1	26.8	-	-	-	-	-

	Brides											
	Total						urban population					
	2016	2017	2018	2019	2020		2016	2017	2018	2019	2020	rural population
<b>Republic of Kazakhstan</b>	24.8	25.0	25.0	25.0	24.8		25.1	25.3	25.4	25.3	25.2	24.3
Akmola	25.3	25.5	25.6	25.4	25.3		25.5	25.5	25.6	25.4	25.4	25.3
Aktobe	24.5	24.9	24.8	24.9	24.7		24.6	25.0	25.0	25.1	24.9	24.1
Almaty	25.0	25.2	25.3	25.5	25.1		25.1	25.3	25.3	25.3	25.3	25.1
Atyrau	24.3	24.5	24.4	24.7	24.4		24.6	24.8	24.8	25.0	24.8	23.8
Batys Kazakhstan	24.7	25.0	25.1	25.1	25.2		25.0	25.2	25.2	25.2	25.4	24.2
Zhambyl	24.1	24.2	24.1	24.3	24.0		24.5	24.8	24.7	24.9	24.5	23.7
Karagandy	25.3	25.5	25.5	25.7	25.4		25.3	25.6	25.6	25.8	25.5	24.6
Kostanai	25.3	25.6	26.0	25.7	25.6		25.6	25.9	26.0	25.9	25.8	24.8
Kyzylorda	24.2	24.3	24.2	24.3	24.0		24.5	24.5	24.5	24.7	24.4	24.0
Mangystau	23.8	23.9	24.1	24.0	23.9		24.3	24.5	24.7	24.7	24.6	23.1
Pavlodar	25.4	25.8	25.9	25.7	25.8		25.6	25.9	26.1	25.8	26.0	24.9
South Kazakhstan	25.4	25.8	26.0	26.2	26.0		25.8	26.3	26.7	26.8	26.0	24.9
Turkistan*	23.5	23.3	23.2	23.2	22.9		23.8	23.5	23.5	23.4	23.0	23.1
Shyngys Kazakhstan	25.4	25.7	25.8	25.6	25.3		25.4	25.7	25.7	25.5	25.3	25.4
Nur-Sultan city	25.6	25.7	25.9	25.8	25.9		25.6	25.7	25.9	25.8	25.9	-
Almaty city	25.8	26.1	26.0	26.0	26.1		25.8	26.1	26.0	26.0	26.1	-
Shymkent city	-	24.1	24.0	24.0	23.6		-	24.1	24.0	24.0	23.6	-

## 5.4 Interethnic marriages

	Number of married with representatives of other ethnic groups												people
	grooms						brides						
	2016	2017	2018	2019	2020		2016	2017	2018	2019	2020		
<b>Total</b>	21906	22931	22257	21979	18301		21906	22931	22257	21979	18301		
Kazakhs	4812	4979	4920	4982	4494		4328	4437	4468	4421	3886		
Russian	6179	6424	6144	6064	4951		7243	7805	7436	7339	5981		
Uzbeks	720	703	656	643	596		808	748	759	790	673		
Ukrainians	2164	2308	2229	2098	1644		2069	2185	2079	2007	1642		
Uigurs	592	622	598	639	553		536	515	525	529	489		
Tatars	1348	1415	1318	1373	1037		1322	1396	1340	1275	1071		
Germans	1613	1859	1783	1751	1286		1752	1793	1795	1751	1404		
Other ethnicities	4455	4571	4564	4382	3726		3831	4003	3815	3836	3148		
Not specified	23	50	45	47	14		17	49	40	31	7		

## 5.5 Divorces

	Number of divorces														
	total					urban population					rural population				
	2016	2017	2018	2019	2020	2016	2017	2018	2019	2020	2016	2017	2018	2019	2020
Republic of Kazakhstan	51993	54626	54797	59796	48002	38716	40801	41122	44081	34419	13277	13825	13675	15715	13583
	2390	2633	2521	2865	2302	1550	1697	1588	1839	1481	840	936	933	1026	821
	2455	2603	2373	2673	2020	2167	2279	2095	2311	1660	288	324	278	362	360
	5177	5557	5682	6720	5199	1952	2199	2151	2396	1848	3225	3358	3531	4324	3351
	1424	1469	1495	1481	1335	962	1069	1116	1061	911	462	400	379	420	424
Batys Kazakhstan	1833	1988	1994	2231	1920	1301	1392	1425	1572	1340	532	596	569	659	580
Zhambyl	2467	2507	2588	3130	2243	1479	1482	1576	1868	1297	988	1025	1012	1262	946
Karagandy	5053	5261	5154	5386	4586	4608	4830	4762	4894	3981	445	431	392	492	605
Kostanai	3127	3268	3186	3392	2661	2039	2055	2067	2301	1730	1088	1213	1119	1091	931
Kyzylorda	1822	1733	1708	2072	1633	1205	1085	1086	1352	963	617	648	622	720	670
Mangystau	1463	1517	1499	1717	1389	904	980	925	1070	847	559	537	574	647	542
Pavlodar	2957	3169	3161	3191	2712	2453	2667	2646	2632	2126	504	502	515	559	586
Soltustik Kazakhstan	2052	2006	2107	1991	1938	1227	1187	1231	1103	1091	825	819	876	888	847
Turkistan*	5252	3050	3143	3513	2657	3473	3912	3555	3485	2801	1779	1903	1809	2013	1759
Shygys Kazakhstan	4869	5045	4621	4737	3962	3744	3912	3555	3485	2801	1125	1133	1066	1252	1161
Nur-Sultan city	3693	3667	4051	4554	4183	3693	3667	4051	4554	4183	-	-	-	-	-
Almaty city	5959	6748	6953	7300	5284	5959	6748	6953	7300	5284	-	-	-	-	-
Shymkent city	-	2405	2561	2843	1978	-	2405	2561	2843	1978	-	-	-	-	-
Continuation															

Continuation

	per 1000 people														
	Total					urban population					rural population				
	2016	2017	2018	2019	2020	2016	2017	2018	2019	2020	2016	2017	2018	2019	2020
Republic of Kazakhstan	2.92	3.03	3.00	3.23	2.56	3.80	3.92	3.88	4.07	3.12	1.74	1.81	1.78	2.05	1.76
Akmola	3.23	3.57	3.41	3.88	3.13	4.43	4.87	4.56	5.28	4.25	2.16	2.41	2.39	2.63	2.12
Aktobe	2.92	3.06	2.75	3.05	2.27	3.91	3.84	3.44	3.72	2.62	1.00	1.26	1.09	1.42	1.42
Almaty	2.63	2.78	2.80	3.28	2.52	4.13	4.68	4.67	5.27	4.08	2.16	2.19	2.25	2.71	2.08
Atyrau	2.37	2.39	2.38	2.32	2.05	3.20	3.32	3.40	3.03	2.57	1.54	1.37	1.27	1.45	1.43
Batys Kazakhstan	2.87	3.09	3.07	3.41	2.91	4.05	4.23	4.24	4.60	3.87	1.67	1.89	1.82	2.11	1.85
Zhambyl	2.22	2.25	2.31	2.78	1.98	3.29	3.32	3.54	4.17	2.88	1.49	1.53	1.50	1.86	1.38
Karagandy	3.65	3.81	3.74	3.91	3.33	4.20	4.40	4.34	4.46	3.62	1.56	1.52	1.39	1.76	2.18
Kostanai	3.55	3.72	3.64	3.90	3.07	4.36	4.36	4.36	4.58	3.43	2.63	2.98	2.80	2.96	2.57
Kyzylorda	2.37	2.23	2.17	2.59	2.02	3.57	3.16	3.11	3.81	2.66	1.43	1.49	1.41	1.62	1.50
Mangystau	2.30	2.33	2.24	2.49	1.96	3.32	3.61	3.42	3.91	3.00	1.54	1.41	1.44	1.56	1.27
Pavlodar	3.90	4.19	4.19	4.24	3.61	4.59	4.99	4.97	4.95	4.01	2.26	2.26	2.32	2.52	2.65

	per 1000 people														
	Total					urban population					rural population				
	2016	2017	2018	2019	2020	2016	2017	2018	2019	2020	2016	2017	2018	2019	2020
Soltustik kazakhstan	3.62	3.58	3.79	3.61	3.55	4.92	4.73	4.88	4.36	4.31	2.60	2.64	2.88	2.97	2.89
Turkistan *	1.84	1.55	1.59	1.76	1.31	2.69	2.95	3.43	3.77	2.18	1.13	1.20	1.14	1.26	1.09
Shygys kazakhstan	3.50	3.64	3.35	3.45	2.90	4.47	4.65	4.19	4.10	3.29	2.02	2.08	2.00	2.39	2.25
Nur-Sultan city	4.00	3.66	3.84	4.11	3.61	4.00	3.66	3.84	4.11	3.61	-	-	-	-	-
Almaty city	3.45	3.80	3.80	3.87	2.71	3.45	3.80	3.80	3.87	2.71	-	-	-	-	-
Shymkent city	-	2.58	2.61	2.78	1.87	-	2.58	2.61	2.78	1.87	-	-	-	-	-

### 5.6 Divorces by age of former spouses

Age	Male					Female					people
	2016	2017	2018	2019	2020	2016	2017	2018	2019	2020	
Total	51993	54626	54797	59796	48002	51993	54626	54797	59796	48002	
< 18	-	1	-	1	0	14	9	10	15	6	
18 - 19	33	49	44	45	38	352	358	321	370	268	
20 - 24	3018	2778	2586	2545	1808	6926	6754	6463	6261	4764	
25 - 29	11018	11142	10460	10224	8028	13350	13493	12634	13023	10476	
30 - 34	11881	12705	12960	13978	11339	10823	11931	12543	13878	11017	
35 - 39	8928	9407	9732	11181	9285	7532	8143	8484	10034	8132	
40 - 44	6034	6675	7043	8194	6445	5036	5477	5739	6632	5417	
45 - 49	4025	4457	4650	5429	4487	3071	3386	3587	4053	3469	
50 - 54	2742	2895	3102	3384	2759	2023	2180	2274	2442	1995	
55 - 59	1916	2036	2132	2317	1843	1580	1621	1541	1690	1348	
60+	1462	1657	1648	2053	1722	912	994	1026	1241	1024	
not specified	936	824	440	445	248	374	280	175	157	86	

### 5.7 Interethnic divorces

	Number of divorces with members of other ethnic groups										people
	male					female					
	2016	2017	2018	2019	2020	2016	2017	2018	2019	2020	
<b>Total</b>	14525	14732	15298	15919	11560	14525	14732	15298	15919	11560	
Kazakhs	2693	2763	3011	3009	2388	4093	4033	4228	4738	2469	
Russian	3261	3417	3455	3718	3073	4452	4529	4621	4546	3770	

Continuation

	Number of divorces with members of other ethnic groups									
	male					female				
	2016	2017	2018	2019	2020	2016	2017	2018	2019	2020
Uzbeks	233	245	252	267	221	222	237	245	256	238
Ukrainians	927	1036	996	961	971	1152	1189	1199	1255	1035
Uigurs	214	248	279	312	231	205	191	256	243	225
Tatars	615	609	636	677	609	669	739	742	727	658
Germans	682	721	721	713	736	904	936	937	990	893
Other ethnicities	1527	1581	1718	1768	1666	1526	1609	1622	1898	1658
Not specified	4373	4112	4230	4494	1665	1302	1269	1448	1266	614

### 5.8 Divorces by number of common children under the age of 18

	Divorces, Total										Of them									
											without children					with one child				
	2016	2017	2018	2019	2020	2016	2017	2018	2019	2020	2016	2017	2018	2019	2020	2016	2017	2018	2019	2020
<b>Republic of Kazakhstan</b>	51993	54626	54797	59796	48002	21271	21468	21881	24100	16743	17822	18573	17817	17917	15263					
Akmola	2390	2633	2521	2865	2302	1379	1138	1124	1137	895	604	921	804	935	717					
Aktobe	2455	2603	2373	2673	2020	772	884	855	841	667	882	944	809	944	643					
Almaty	5177	5557	5682	6720	5199	2379	2506	2990	3656	2099	1599	1767	1369	1497	1443					
Atyrau	1424	1469	1495	1481	1335	376	389	428	373	394	519	489	479	472	389					
Batys Kazakhstan	1833	1988	1994	2231	1920	598	624	602	666	545	804	805	779	823	680					
Zhambyl	2467	2507	2588	3130	2243	683	664	712	827	639	896	840	897	944	686					
Karagandy	5053	5261	5154	5386	4586	2401	2664	2352	3208	1926	1688	1630	1696	1228	1410					
Kostanai	3127	3268	3186	3392	2661	1383	1276	1290	1322	943	1231	1364	1239	1338	962					
Kyzylorda	1822	1733	1708	2072	1633	395	455	398	660	375	675	502	541	505	438					
Mangystau	1463	1517	1499	1717	1389	730	779	811	897	402	389	291	274	304	401					
Pavlodar	2957	3169	3161	3191	2712	1591	1651	1629	1697	1050	890	943	961	925	899					
South Kazakhstan	2052	2006	2107	1991	1938	776	735	754	760	626	862	854	884	743	760					
Turkistan*	5252	3050	3143	3513	2657	1645	829	1065	1430	834	1577	936	809	722	681					
Shyngys Kazakhstan	4869	5045	4621	4737	3962	1883	2147	1725	1818	1460	2016	1882	1853	1712	1375					
Nur-Sultan city	3693	3667	4051	4554	4183	1374	1277	1434	1439	1245	1326	1352	1458	1572	1457					
Almaty city	5959	6748	6953	7300	5284	2906	2794	2897	2528	1981	1864	2308	2255	2513	1770					
Shymkent city	-	2405	2561	2843	1978	-	656	815	841	662	-	745	710	740	552					

### 5.9 Mean age of spouses divorced first marriage

ages



Continuation

	Male														
	total					urban population					rural population				
	2016	2017	2018	2019	2020	2016	2017	2018	2019	2020	2016	2017	2018	2019	2020
Mangystau	34.1	35.1	35.7	35.9	34.9	35.0	36.3	37.3	37.5	35.9	32.5	32.5	33.1	33.0	33.2
Pavlodar	36.7	36.9	37.7	37.6	38.5	36.5	36.6	37.5	37.5	37.9	37.8	38.8	38.9	37.9	41.2
South Kazakhstan	37.3	37.7	38.0	38.9	39.2	37.2	37.7	38.2	37.6	38.1	37.5	37.9	37.8	40.4	41.0
Turkistan *	37.3	36.0	36.1	37.5	36.2	37.2	35.5	36.0	38.1	37.3	37.5	36.3	36.1	36.8	35.3
Shyngys Kazakhstan	37.2	37.3	37.6	38.1	38.6	37.3	36.9	37.4	37.9	38.2	37.7	38.3	38.1	38.7	39.7
Nur-Sultan city	36.4	36.2	36.9	37.5	36.0	36.4	36.2	36.9	37.5	36.0	-	-	-	-	-
Almaty city	36.4	37.3	37.8	37.7	37.9	36.4	37.3	37.8	37.7	37.9	-	-	-	-	-
Shymkent city	-	37.1	37.4	37.2	35.8	-	37.1	37.4	37.2	35.8	-	-	-	-	-
															Continuation

Continuation

	Female														
	total					urban population					rural population				
	2016	2017	2018	2019	2020	2016	2017	2018	2019	2020	2016	2017	2018	2019	2020
Republic of Kazakhstan	33.6	33.9	34.2	34.8	35.4	33.7	34.0	34.4	34.8	35.4	33.1	33.5	33.8	34.7	35.4
Akmola	34.4	34.6	34.7	35.1	36.8	34.8	34.8	34.9	35.2	36.9	33.6	34.2	34.5	35.1	36.6
Aktobe	33.1	33.3	33.7	34.2	34.6	33.0	33.3	33.8	34.1	34.4	33.8	33.4	33.1	34.6	35.6
Almaty	33.7	33.9	34.4	34.7	35.8	34.2	34.5	34.6	35.1	36.2	33.5	33.5	34.2	34.5	35.5
Atyrau	32.3	32.3	32.6	32.8	34.7	32.8	32.4	32.7	32.9	35.1	31.3	32.0	32.3	32.5	33.6
Batys Kazakhstan	34.0	33.9	34.4	34.8	36.1	34.2	33.4	34.5	34.5	35.5	33.7	34.9	34.1	35.3	37.6
Zhambyl	32.8	33.3	33.7	34.1	35.2	33.0	33.6	33.9	34.0	35.0	32.3	32.7	33.2	34.2	35.4
Karagandy	34.2	34.2	34.6	35.3	35.4	34.2	34.2	34.6	34.9	35.4	33.9	34.1	34.2	39.1	35.5
Kostanai	33.7	34.5	34.9	35.3	35.7	33.7	34.1	34.9	35.2	35.2	34.0	35.3	34.8	35.3	36.7
Kyzylorda	32.4	32.9	33.0	34.3	34.2	32.5	33.3	33.2	34.6	34.9	32.3	32.3	32.6	33.7	33.3
Mangystau	32.1	32.8	32.7	33.6	34.5	33.3	33.8	33.8	34.4	36.8	30.3	31.1	31.1	32.4	31.3
Pavlodar	33.6	34.4	34.8	35.6	36.2	33.6	34.3	34.7	35.1	35.7	34.3	35.0	35.6	37.6	38.1
Soltustik Kazakhstan	34.7	34.7	35.3	36.0	36.5	34.7	34.9	35.4	36.0	36.1	34.7	34.3	35.0	35.9	37.0
Turkistan*	34.7	32.4	32.4	33.7	33.2	34.7	32.6	32.6	34.3	33.9	34.7	32.2	32.3	33.1	32.7
Shygyys Kazakhstan	33.8	34.1	34.5	35.3	36.2	33.6	34.1	34.5	35.0	35.7	34.6	34.2	34.7	35.9	37.5
Nur-Sultan city	34.1	33.9	34.2	34.9	34.6	34.1	33.9	34.2	34.9	34.6	-	-	-	-	-
Almaty city	34.4	34.7	35.0	35.2	36.1	34.4	34.7	35.0	35.2	36.1	-	-	-	-	-
Shymkent city	-	33.4	34.2	34.0	34.1	-	33.4	34.2	34.0	34.1	-	-	-	-	-

Continuation

## 5.10 Divorces by duration of marriage

	Registered divorces										Including the duration of the marriage, years									
											up to 1 year					1 year				
	2016	2017	2018	2019	2020	2016	2017	2018	2019	2020	2016	2017	2018	2019	2020	2016	2017	2018	2019	2020
<b>Republic of Kazakhstan</b>	51993	54626	54797	59796	48002	2518	4702	2919	2746	2301	4122	4135	4084	4480	3952					
Akmola	2390	2633	2521	2865	2302	98	101	92	119	88	171	162	170	193	155					
Aktobe	2455	2603	2373	2673	2020	110	108	102	114	110	231	222	183	213	197					
Almaty	5177	5557	5682	6720	5199	232	411	238	263	241	409	398	412	473	409					
Atyrau	1424	1469	1495	1481	1335	56	170	63	58	61	118	108	99	123	114					
Batys Kazakhstan	1833	1988	1994	2231	1920	75	71	70	86	126	112	134	142	154	168					
Zhambyl	2467	2507	2588	3130	2243	147	142	145	213	131	194	186	205	199	190					
Karagandy	5053	5261	5154	5386	4586	278	359	277	177	201	370	401	402	472	388					
Kostanai	3127	3268	3186	3392	2661	119	142	135	141	92	233	230	220	237	189					
Kyzylorda	1822	1733	1708	2072	1633	70	59	62	60	85	133	130	120	151	161					
Mangystau	1463	1517	1499	1717	1389	171	1231	495	108	88	141	99	131	160	140					
Pavlodar	2957	3169	3161	3191	2712	130	126	121	121	130	247	242	199	217	197					
Softistik Kazakhstan	2052	2006	2107	1991	1938	70	61	89	153	85	152	135	137	128	140					
Turkistan*	5252	3050	3143	3513	2657	222	129	135	119	134	410	265	255	283	277					
Shygys Kazakhstan	4869	5045	4621	4737	3962	200	209	207	167	156	378	384	347	345	284					
Nur-Sultan city	3693	3667	4051	4554	4183	214	431	234	225	213	310	309	308	346	320					
Almaty city	5959	6748	6953	7300	5284	326	857	347	329	272	513	520	581	558	436					
Shymkent city	-	2405	2561	2843	1978	-	95	107	293	88	-	210	173	228	187					

Continuation

	Including the duration of the marriage, years																			
											3 years					4 years				
	2016	2017	2018	2019	2020	2016	2017	2018	2019	2020	2016	2017	2018	2019	2020	2016	2017	2018	2019	2020
<b>Republic of Kazakhstan</b>	4786	4501	4385	4419	3899	4544	4441	4361	4296	3516	4008	4035	4161	4245	3363					
Akmola	207	203	186	202	167	182	226	184	167	151	189	197	181	215	160					
Aktobe	230	227	213	227	174	218	205	220	203	157	177	202	166	197	140					
Almaty	436	441	487	455	408	445	497	451	494	372	395	387	410	483	360					
Atyrau	124	143	135	111	118	132	126	130	125	105	138	118	119	123	93					
Batys Kazakhstan	151	156	139	174	131	153	151	141	141	131	141	152	144	143	119					
Zhambyl	234	213	197	223	201	214	202	205	213	158	205	160	211	212	154					
Karagandy	470	467	400	400	384	404	423	388	390	356	375	388	371	363	334					
Kostanai	293	285	232	243	217	283	265	243	236	181	261	226	242	215	177					
Kyzylorda	182	167	133	150	153	189	160	147	156	123	165	129	183	179	128					
Mangystau	132	48	122	147	122	152	24	90	136	95	110	23	80	132	104					
Pavlodar	272	242	251	222	228	233	243	253	213	181	231	269	231	229	162					

Continuation

	Including the duration of the marriage, years														
	2 years					3 years					4 years				
	2016	2017	2018	2019	2020	2016	2017	2018	2019	2020	2016	2017	2018	2019	2020
Soltustik Kazakhstan	165	158	149	133	146	154	155	167	124	117	162	142	155	134	104
	528	256	265	271	218	431	278	250	257	198	409	254	273	263	183
Turkistan *	450	410	338	343	304	477	445	410	358	284	354	417	369	339	287
Shygys Kazakhstan	358	337	374	352	357	338	309	348	346	336	261	301	314	327	305
Nur-Sultan city	554	533	545	552	396	539	539	547	557	416	435	470	521	502	404
Almaty city															
Shymkent city	-	215	219	214	175	-	193	187	180	155	-	200	191	189	149

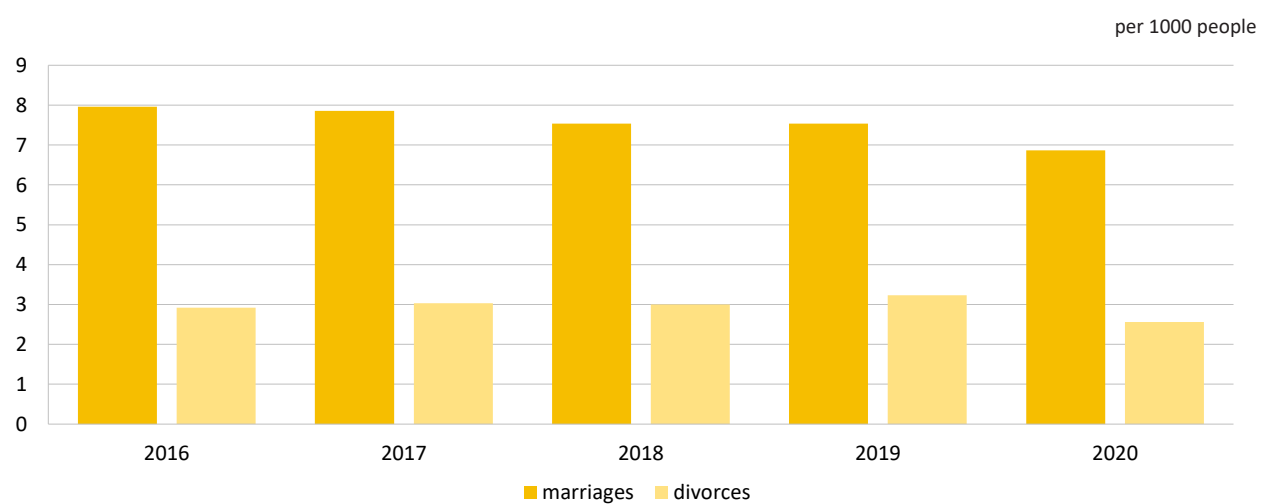
Continuation

Continuation

	Including the duration of the marriage, years											
	5-9 years					10-14 years						
	2016	2017	2018	2019	2020	2016	2017	2018	2019	2020		
Republic of Kazakhstan	13961	14121	14836	16560	13499	6872	7521	8416	9945	7438		
Akmola	564	700	668	766	630	324	374	397	484	353		
Aktobe	659	720	646	753	544	320	385	335	427	313		
Almaty	1451	1496	1565	1892	1414	678	803	936	1185	886		
Atyrau	417	392	465	443	400	194	208	220	264	213		
Batys Kazakhstan	491	559	560	642	504	258	307	337	363	302		
Zhambyl	679	710	681	874	611	318	415	432	577	346		
Karagandy	1369	1359	1382	1480	1338	639	704	786	899	696		
Kostanai	780	872	844	945	767	395	421	470	496	385		
Kyzylorda	539	539	524	645	443	256	244	277	351	256		
Mangystau	358	54	271	489	439	176	11	150	265	208		
Pavlodar	766	816	851	884	768	386	447	448	520	408		
Soltustik Kazakhstan	520	541	540	476	543	258	273	329	308	311		
Turkistan*	1491	869	907	986	758	759	447	498	634	431		
Shygys Kazakhstan	1269	1286	1268	1305	1160	633	750	641	755	555		
Nur-Sultan city	1034	903	1113	1269	1296	493	458	588	759	659		
Almaty city	1574	1666	1828	1964	1360	785	893	1116	1221	793		
Shymkent city	-	639	723	747	524	-	381	456	437	323		

	Including the duration of the marriage, years											
	15-19 years						20 years and above					
	2016	2017	2018	2019	2020		2016	2017	2018	2019	2020	not specified
<b>Republic of Kazakhstan</b>	3718	3767	3952	4894	3768		7453	7401	7683	8210	6266	
Akmola	187	188	183	219	177		468	482	460	500	421	-
Aktobe	186	194	166	204	130		324	340	342	335	255	-
Almaty	412	426	455	591	421		719	698	728	884	688	-
Atyrau	102	88	114	103	105		143	116	150	131	126	-
Batys Kazakhstan	133	153	140	190	156		319	305	321	338	283	-
Zhambyl	164	181	187	266	181		312	298	325	353	271	-
Karagandy	367	388	384	421	356		781	772	764	784	533	-
Kostanai	233	222	248	266	212		530	605	552	613	441	-
Kyzylorda	136	139	125	195	148		152	166	137	185	136	-
Mangystau	87	12	75	125	92		134	13	85	155	101	-
Pavlodar	205	248	218	233	212		487	536	589	552	426	-
Soltustik Kazakhstan	156	143	129	152	161		415	398	412	383	331	-
Turkistan*	379	221	235	312	215		621	331	325	387	243	-
Shygyz Kazakhstan	329	351	331	363	296		779	793	710	762	636	-
Nur-Sultan city	237	202	262	363	280		441	417	510	567	417	-
Almaty city	405	446	526	666	463		828	824	942	951	744	-
Shymkent city	-	165	174	225	163		-	307	331	330	214	-

## Dynamics of marriage and divorce rate of the population of Kazakhstan



## 6. Fertility rates

### 6.1. Births by age of mother and birth order

#### Republic of Kazakhstan

people

Age of mother	Total	Including								
		< 20	20-24	25-29	30-34	35-39	40-44	45-49	50+	not specified
Born										
2016	400694	15413	111174	133759	86560	43167	10128	458	22	13
2017	390262	13547	103138	129270	89023	44108	10668	463	37	8
2018	397799	13141	101075	129241	96002	46719	11106	471	38	6
2019	402310	13098	96997	130092	99715	49596	12221	526	58	7
2020	426824	13418	95255	134102	111560	57849	13957	624	34	25
of them: by birth order										
first										
2016	129749	13208	60826	36595	13000	4881	1141	84	11	3
2017	117449	11802	56289	32900	11195	4099	1057	88	16	3
2018	116434	11573	55311	32342	11953	4182	957	91	22	3
2019	114174	11585	53387	32268	11745	4056	1015	100	16	2
2020	114317	11843	52366	31690	12654	4535	1075	136	18	0
second										
2016	116467	1836	37343	47724	20908	7193	1390	69	3	1
2017	114393	1707	35734	46486	21608	7339	1445	65	8	1
2018	111820	1535	34483	44892	22110	7236	1476	82	6	0
2019	108480	1479	32728	43764	21582	7263	1569	84	10	1
2020	105217	1542	31623	42074	21104	7245	1539	85	5	0
third										
2016	80812	25	9365	32227	25597	11229	2281	86	2	0
2017	86177	36	9710	34220	27869	11766	2482	87	7	0
2018	91096	30	9850	35756	30423	12446	2506	80	5	0
2019	92236	32	9345	35886	31264	12942	2668	85	14	0
2020	95045	24	9457	37186	32369	13169	2732	103	5	0
fourth										
2016	40249	0	1147	11615	15918	9393	2086	86	4	0
2017	44248	1	1266	12387	18036	10189	2272	94	3	0
2018	47468	0	1281	12786	19801	11102	2416	79	3	0
2019	51877	1	1385	14201	21524	12006	2654	99	7	0
2020	67932	1	1616	18493	28687	15712	3337	85	1	0
fifth and higher										
2016	24975	0	142	2821	9349	9541	2995	125	2	0
2017	27948	0	122	3262	10311	10711	3410	129	3	0
2018	30947	0	143	3457	11709	11747	3750	139	2	0
2019	35504	0	146	3963	13586	13326	4314	158	11	0
2020	44098	0	146	4586	16711	17164	5271	215	5	0
not specified										
2016	8442	344	2351	2777	1788	930	235	8	0	9
2017	47	1	17	15	4	4	2	0	0	4
2018	34	3	7	8	6	6	1	0	0	3
2019	39	1	6	10	14	3	1	0	0	4
2020	215	8	47	73	35	24	3	0	0	25
Urban population										
Born										
2016	229731	7015	58973	79983	52126	25234	6077	293	19	11
2017	229135	6282	55927	78883	54620	26569	6516	301	31	6
2018	235014	6028	55090	78979	59583	28344	6615	337	34	4
2019	239496	6087	53206	79922	62109	30400	7360	352	55	5

Continuation

Age of mother	Total	Including								
		< 20	20-24	25-29	30-34	35-39	40-44	45-49	50+	not specified
2020	249627	6076	51149	80936	68118	34517	8362	415	32	22
of them: by birth order										
first										
2016	82733	6142	35468	26364	10004	3760	912	71	9	3
2017	74326	5547	32899	23602	8309	3056	826	72	13	2
2018	74232	5334	32534	23428	8951	3143	734	85	21	2
2019	73355	5443	31579	23391	8930	3109	799	87	15	2
2020	73279	5417	30653	23022	9711	3485	858	116	17	0
second										
2016	70404	735	18203	30248	14867	5267	1026	54	3	1
2017	71957	718	18303	30521	15821	5439	1093	55	7	0
2018	71184	685	17843	29597	16408	5443	1128	74	6	0
2019	69499	624	16843	29 022	16189	5539	1202	69	10	1
2020	66349	645	15716	27623	15620	5478	1196	67	4	0
third										
2016	44229	8	3780	16229	15353	7231	1572	54	2	0
2017	49104	16	4143	18038	17274	7851	1714	61	7	0
2018	52561	7	4157	19073	19167	8410	1678	66	3	0
2019	54385	18	4204	19516	19951	8827	1797	58	14	0
2020	55383	11	4038	20006	20515	8812	1918	78	5	0
fourth										
2016	18975	0	437	4751	7611	4898	1216	59	3	0
2017	22172	1	526	5475	9080	5662	1370	55	3	0
2018	24011	0	487	5494	10206	6317	1454	51	2	0
2019	26817	1	522	6410	11260	6964	1593	60	7	0
2020	35139	0	650	8366	15041	9060	1967	54	1	0
fifth and higher										
2016	9382	0	51	1010	3409	3620	1238	52	2	0
2017	11554	0	49	1242	4133	4560	1511	58	1	0
2018	13003	0	65	1381	4846	5028	1620	61	2	0
2019	15414	0	55	1575	5769	5959	1969	78	9	0
2020	19324	0	60	1865	7208	7664	2422	100	5	0
not specified										
2016	4008	130	1034	1381	882	458	113	3	0	7
2017	22	0	7	5	3	1	2	0	0	4
2018	23	2	4	6	5	3	1	0	0	2
2019	26	1	3	8	10	2	0	0	0	2
2020	153	3	32	54	23	18	1	0	0	22
<b>Rural population</b>										
<b>Born</b>										
2016	170963	8398	52201	53776	34434	17933	4051	165	3	2
2017	161127	7265	47211	50387	34403	17539	4152	162	6	2
2018	162785	7113	45985	50262	36419	18375	4491	134	4	2
2019	162814	7011	43791	50170	37606	19196	4861	174	3	2
2020	177197	7342	44106	53166	43442	23332	5595	209	2	3
of them: by birth order										
first										
2016	47016	7066	25358	10231	2996	1121	229	13	2	0
2017	43123	6255	23390	9298	2886	1043	231	16	3	1
2018	42202	6239	22777	8914	3002	1039	223	6	1	1
2019	40819	6142	21808	8877	2815	947	216	13	1	0
2020	41038	6426	21713	8668	2943	1050	217	20	1	0
second										
2016	46063	1101	19140	17476	6041	1926	364	15	0	0
2017	42436	989	17431	15965	5787	1900	352	10	1	1
2018	40636	850	16640	15295	5702	1793	348	8	0	0



Continuation

Age of mother	Total	Including								
		< 20	20-24	25-29	30-34	35-39	40-44	45-49	50+	not specified
2019	38981	855	15885	14742	5393	1724	367	15	0	0
2020	38868	897	15907	14451	5484	1767	343	18	1	0
third										
2016	36583	17	5585	15998	10244	3998	709	32	0	0
2017	37073	20	5567	16182	10595	3915	768	26	0	0
2018	38535	23	5693	16683	11256	4036	828	14	2	0
2019	37851	14	5141	16370	11313	4115	871	27	0	0
2020	39662	13	5419	17180	11854	4357	814	25	0	0
fourth										
2016	21274	0	710	6864	8307	4495	870	27	1	0
2017	22076	0	740	6912	8956	4527	902	39	0	0
2018	23457	0	794	7292	9595	4785	962	28	1	0
2019	25060	0	863	7791	10264	5042	1061	39	0	0
2020	32793	1	966	10127	13646	6652	1370	31	0	0
fifth and higher										
2016	15593	0	91	1811	5940	5921	1757	73	0	0
2017	16394	0	73	2020	6178	6151	1899	71	2	0
2018	17944	0	78	2076	6863	6719	2130	78	0	0
2019	20090	0	91	2388	7817	7367	2345	80	2	0
2020	24774	0	86	2721	9503	9500	2849	115	0	0
not specified										
2016	4434	214	1317	1396	906	472	122	5	0	2
2017	25	1	10	10	1	3	0	0	0	0
2018	11	1	3	2	1	3	0	0	0	1
2019	13	0	3	2	4	1	1	0	0	2
2020	62	5	15	19	12	6	2	0	0	3

## Akmola

people

Age of mother	Total	Including								
		< 20	20-24	25-29	30-34	35-39	40-44	45-49	50+	not specified
<b>Born</b>										
2016	12496	581	3399	4113	2642	1399	354	8	0	0
2017	12307	525	3091	3958	2884	1451	385	13	0	0
2018	12426	459	2991	4023	3010	1537	388	16	2	0
2019	12265	473	2798	3812	3124	1602	440	13	3	0
2020	12506	412	2727	3812	3293	1765	463	32	2	0
of them: by birth order										
first										
2016	4269	509	2107	1158	340	127	26	2	0	0
2017	3844	455	1825	1055	345	129	35	0	0	0
2018	3937	427	1817	1106	385	169	28	5	0	0
2019	3671	431	1659	1041	386	120	32	1	1	0
2020	3448	375	1610	942	361	131	26	2	1	0
second										
2016	4179	70	1087	1830	868	267	57	0	0	0
2017	4047	67	1022	1682	939	284	53	0	0	0
2018	3887	30	934	1721	871	275	53	3	0	0
2019	3723	40	903	1531	889	285	72	2	1	0
2020	3653	36	885	1531	873	262	59	6	1	0
third										
2016	2576	2	180	863	926	484	119	2	0	0
2017	2754	3	220	915	1009	512	93	2	0	0
2018	2780	2	213	889	1060	512	101	2	1	0
2019	2868	2	207	920	1105	524	106	3	1	0
2020	2846	1	190	915	1081	537	113	9	0	0

Continuation

Age of mother	Total	Including								
		< 20	20-24	25-29	30-34	35-39	40-44	45-49	50+	not specified
fourth										
2016	990	0	23	211	353	328	74	1	0	0
2017	1094	0	22	245	432	306	85	4	0	0
2018	1198	0	23	241	487	340	102	4	1	0
2019	1307	0	28	259	518	384	113	5	0	0
2020	1650	0	34	342	684	472	113	5	0	0
fifth and higher										
2016	480	0	2	51	153	193	78	3	0	0
2017	568	0	2	61	159	220	119	7	0	0
2018	624	0	4	66	207	241	104	2	0	0
2019	696	0	1	61	226	289	117	2	0	0
2020	909	0	8	82	294	363	152	10	0	0
not specified										
2016	2	0	0	0	2	0	0	0	0	0
2017	0	0	0	0	0	0	0	0	0	0
2018	0	0	0	0	0	0	0	0	0	0
2019	0	0	0	0	0	0	0	0	0	0
2020	0	0	0	0	0	0	0	0	0	0
Urban population										
Born										
2016	6727	243	1749	2357	1451	725	198	4	0	0
2017	6565	210	1623	2158	1615	739	215	5	0	0
2018	6440	182	1469	2187	1648	749	195	10	0	0
2019	6464	184	1426	2077	1743	795	229	7	3	0
2020	6544	174	1362	2081	1790	895	227	13	2	0
of them: by birth order										
first										
2016	2440	226	1151	745	226	72	18	2	0	0
2017	2188	178	1006	666	231	82	25	0	0	0
2018	2185	172	953	694	247	96	20	3	0	0
2019	2087	166	916	652	255	74	22	1	1	0
2020	1969	154	867	606	239	85	17	0	1	0
second										
2016	2374	16	521	1092	529	178	38	0	0	0
2017	2320	32	520	947	602	182	37	0	0	0
2018	2179	10	426	981	553	174	32	3	0	0
2019	2147	17	421	888	584	184	51	1	1	0
2020	2075	19	420	851	563	171	46	4	1	0
third										
2016	1317	1	71	417	492	263	73	0	0	0
2017	1363	0	87	419	532	266	58	1	0	0
2018	1365	0	79	405	554	266	59	2	0	0
2019	1475	1	81	433	602	297	57	3	1	0
2020	1453	1	61	456	586	277	68	4	0	0
fourth										
2016	416	0	5	85	144	142	39	1	0	0
2017	477	0	9	100	190	127	49	2	0	0
2018	488	0	8	89	209	131	50	1	0	0
2019	511	0	8	88	222	140	51	2	0	0
2020	722	0	11	146	290	232	42	1	0	0
fifth and higher										
2016	179	0	1	18	59	70	30	1	0	0
2017	217	0	1	26	60	82	46	2	0	0
2018	223	0	3	18	85	82	34	1	0	0
2019	244	0	0	16	80	100	48	0	0	0
2020	325	0	3	22	112	130	54	4	0	0

Age of mother	Total	Including								
		< 20	20-24	25-29	30-34	35-39	40-44	45-49	50+	not specified
not specified										
2016	1	0	0	0	1	0	0	0	0	0
2017	0	0	0	0	0	0	0	0	0	0
2018	0	0	0	0	0	0	0	0	0	0
2019	0	0	0	0	0	0	0	0	0	0
2020	0	0	0	0	0	0	0	0	0	0
Rural population										
Born										
2016	5769	338	1650	1756	1191	674	156	4	0	0
2017	5742	315	1468	1800	1269	712	170	8	0	0
2018	5986	277	1522	1836	1362	788	193	6	2	0
2019	5801	289	1372	1735	1381	807	211	6	0	0
2020	5962	238	1365	1731	1503	870	236	19	0	0
of them: by birth order										
first										
2016	1829	283	956	413	114	55	8	0	0	0
2017	1656	277	819	389	114	47	10	0	0	0
2018	1752	255	864	412	138	73	8	2	0	0
2019	1584	265	743	389	131	46	10	0	0	0
2020	1479	221	743	336	122	46	9	2	0	0
second										
2016	1805	54	566	738	339	89	19	0	0	0
2017	1727	35	502	735	337	102	16	0	0	0
2018	1708	20	508	740	318	101	21	0	0	0
2019	1576	23	482	643	305	101	21	1	0	0
2020	1578	17	465	680	310	91	13	2	0	0
third										
2016	1259	1	109	446	434	221	46	2	0	0
2017	1391	3	133	496	477	246	35	1	0	0
2018	1415	2	134	484	506	246	42	0	1	0
2019	1393	1	126	487	503	227	49	0	0	0
2020	1393	0	129	459	495	260	45	5	0	0
fourth										
2016	574	0	18	126	209	186	35	0	0	0
2017	617	0	13	145	242	179	36	2	0	0
2018	710	0	15	152	278	209	52	3	1	0
2019	796	0	20	171	296	244	62	3	0	0
2020	928	0	23	196	394	240	71	4	0	0
fifth and higher										
2016	301	0	1	33	94	123	48	2	0	0
2017	351	0	1	35	99	138	73	5	0	0
2018	401	0	1	48	122	159	70	1	0	0
2019	452	0	1	45	146	189	69	2	0	0
2020	584	0	5	60	182	233	98	6	0	0
not specified										
2016	1	0	0	0	1	0	0	0	0	0
2017	0	0	0	0	0	0	0	0	0	0
2018	0	0	0	0	0	0	0	0	0	0
2019	0	0	0	0	0	0	0	0	0	0
2020	0	0	0	0	0	0	0	0	0	0

## Aktobe

people

Age of mother	Total	Including								
		< 20	20-24	25-29	30-34	35-39	40-44	45-49	50+	not specified
Born										
2016	19769	648	5340	6707	4345	2225	475	26	2	1
2017	19138	523	4826	6477	4412	2344	535	19	2	0
2018	19599	434	4768	6403	4959	2446	574	15	0	0
2019	20493	448	4595	6825	5364	2603	631	25	2	0
2020	21287	471	4267	6781	5825	3143	778	21	1	0
of them: by birth order										
first										
2016	5926	570	2928	1690	521	168	46	2	0	1
2017	5301	454	2628	1558	462	157	39	2	1	0
2018	5117	372	2677	1398	468	160	42	0	0	0
2019	5194	391	2568	1534	491	161	48	1	0	0
2020	4890	424	2364	1447	458	154	39	3	1	0
second										
2016	6267	73	1956	2741	1087	342	61	6	1	0
2017	5957	62	1720	2650	1075	372	75	2	1	0
2018	5702	62	1611	2525	1118	305	78	3	0	0
2019	5571	51	1542	2479	1081	354	58	6	0	0
2020	5266	46	1431	2301	1084	326	77	1	0	0
third										
2016	4595	5	400	1709	1645	699	129	7	1	0
2017	4673	6	428	1729	1626	736	143	5	0	0
2018	5099	0	431	1830	1907	775	152	4	0	0
2019	5459	6	419	2048	2045	780	154	5	2	0
2020	5446	1	389	2049	2013	818	173	3	0	0
fourth										
2016	1991	0	52	461	780	590	99	9	0	0
2017	2157	1	47	452	906	610	134	7	0	0
2018	2429	0	48	529	1038	676	135	3	0	0
2019	2814	0	59	622	1202	748	178	5	0	0
2020	3783	0	81	817	1602	1039	238	6	0	0
fifth and higher										
2016	982	0	3	101	310	426	140	2	0	0
2017	1050	0	3	88	343	469	144	3	0	0
2018	1252	0	1	121	428	530	167	5	0	0
2019	1455	0	7	142	545	560	193	8	0	0
2020	1902	0	2	167	668	806	251	8	0	0
not specified										
2016	8	0	1	5	2	0	0	0	0	0
2017	0	0	0	0	0	0	0	0	0	0
2018	0	0	0	0	0	0	0	0	0	0
2019	0	0	0	0	0	0	0	0	0	0
2020	0	0	0	0	0	0	0	0	0	0
Urban population										
Born										
2016	13128	415	3495	4492	2930	1459	317	17	2	1
2017	14486	377	3528	5047	3379	1738	399	16	2	0
2018	14682	297	3407	4899	3816	1823	426	14	0	0
2019	15378	321	3295	5208	4084	1990	457	21	2	0
2020	15835	310	3003	5112	4419	2399	574	17	1	0
of them: by birth order										
first										
2016	4236	371	2015	1272	404	134	37	2	0	1
2017	4316	331	2064	1337	405	138	38	2	1	0

Age of mother	Total	Including								
		< 20	20-24	25-29	30-34	35-39	40-44	45-49	50+	not specified
2018	4031	257	2012	1181	408	135	38	0	0	0
2019	4114	279	1926	1303	420	141	44	1	0	0
2020	3808	278	1742	1213	400	136	35	3	1	0
second										
2016	4386	41	1226	1966	825	275	49	3	1	0
2017	4665	41	1169	2160	914	321	58	1	1	0
2018	4470	40	1117	2026	962	257	65	3	0	0
2019	4368	38	1077	1976	921	302	48	6	0	0
2020	4118	32	972	1836	930	278	69	1	0	0
third										
2016	2889	3	222	950	1109	496	102	6	1	0
2017	3455	4	266	1212	1262	590	116	5	0	0
2018	3777	0	252	1285	1496	624	116	4	0	0
2019	4103	4	257	1468	1600	644	124	4	2	0
2020	4090	0	242	1481	1562	663	139	3	0	0
fourth										
2016	1153	0	30	250	448	353	66	6	0	0
2017	1467	1	28	292	594	442	104	6	0	0
2018	1658	0	25	332	696	498	104	3	0	0
2019	1914	0	32	380	825	551	122	4	0	0
2020	2617	0	47	484	1110	794	178	4	0	0
fifth and higher										
2016	457	0	1	50	142	201	63	0	0	0
2017	583	0	1	46	204	247	83	2	0	0
2018	746	0	1	75	254	309	103	4	0	0
2019	879	0	3	81	318	352	119	6	0	0
2020	1202	0	0	98	417	528	153	6	0	0
not specified										
2016	7	0	1	4	2	0	0	0	0	0
2017	0	0	0	0	0	0	0	0	0	0
2018	0	0	0	0	0	0	0	0	0	0
2019	0	0	0	0	0	0	0	0	0	0
2020	0	0	0	0	0	0	0	0	0	0
<b>Rural population</b>										
<b>Born</b>										
2016	6641	233	1845	2215	1415	766	158	9	0	0
2017	4652	146	1298	1430	1033	606	136	3	0	0
2018	4917	137	1361	1504	1143	623	148	1	0	0
2019	5115	127	1300	1617	1280	613	174	4	0	0
2020	5452	161	1264	1669	1406	744	204	4	0	0
of them: by birth order										
first										
2016	1690	199	913	418	117	34	9	0	0	0
2017	985	123	564	221	57	19	1	0	0	0
2018	1086	115	665	217	60	25	4	0	0	0
2019	1080	112	642	231	71	20	4	0	0	0
2020	1082	146	622	234	58	18	4	0	0	0
second										
2016	1881	32	730	775	262	67	12	3	0	0
2017	1292	21	551	490	161	51	17	1	0	0
2018	1232	22	494	499	156	48	13	0	0	0
2019	1203	13	465	503	160	52	10	0	0	0
2020	1148	14	459	465	154	48	8	0	0	0
third										
2016	1706	2	178	759	536	203	27	1	0	0
2017	1218	2	162	517	364	146	27	0	0	0

Continuation

Age of mother	Total	Including								
		< 20	20-24	25-29	30-34	35-39	40-44	45-49	50+	not specified
2018	1322	0	179	545	411	151	36	0	0	0
2019	1356	2	162	580	445	136	30	1	0	0
2020	1356	1	147	568	451	155	34	0	0	0
fourth										
2016	838	0	22	211	332	237	33	3	0	0
2017	690	0	19	160	312	168	30	1	0	0
2018	771	0	23	197	342	178	31	0	0	0
2019	900	0	27	242	377	197	56	1	0	0
2020	1166	0	34	333	492	245	60	2	0	0
fifth and higher										
2016	525	0	2	51	168	225	77	2	0	0
2017	467	0	2	42	139	222	61	1	0	0
2018	506	0	0	46	174	221	64	1	0	0
2019	576	0	4	61	227	208	74	2	0	0
2020	700	0	2	69	251	278	98	2	0	0
not specified										
2016	1	0	0	1	0	0	0	0	0	0
2017	0	0	0	0	0	0	0	0	0	0
2018	0	0	0	0	0	0	0	0	0	0
2019	0	0	0	0	0	0	0	0	0	0
2020	0	0	0	0	0	0	0	0	0	0

## Almaty

people

Age of mother	Total	Including								
		< 20	20-24	25-29	30-34	35-39	40-44	45-49	50+	not specified
<b>Born</b>										
2016	50874	2050	13841	17022	11057	5512	1319	70	2	1
2017	49971	1766	12736	16618	11677	5739	1361	71	3	0
2018	50409	1765	12082	16406	12561	6054	1472	62	5	2
2019	50502	1750	11602	15969	12939	6534	1645	60	2	1
2020	54355	1784	11444	16471	14720	7943	1916	75	1	1
of them: by birth order										
first										
2016	15518	1751	7541	4339	1312	458	106	8	2	1
2017	14211	1538	6904	4006	1280	396	77	7	3	0
2018	13976	1523	6581	3840	1440	465	115	6	4	2
2019	13626	1541	6352	3703	1454	473	97	5	0	1
2020	13709	1573	6202	3733	1561	530	100	9	1	0
second										
2016	15344	296	5033	6449	2574	826	159	7	0	0
2017	14384	225	4529	6083	2557	834	150	6	0	0
2018	13644	234	4243	5722	2466	808	164	6	1	0
2019	13080	209	3979	5501	2418	808	160	5	0	0
2020	12581	210	3908	5102	2407	769	173	12	0	0
third										
2016	11341	2	1124	4494	3814	1582	306	19	0	0
2017	11878	3	1140	4671	4076	1633	338	17	0	0
2018	12430	8	1122	4865	4433	1651	337	14	0	0
2019	12248	0	1111	4695	4307	1736	387	12	0	0
2020	12865	1	1144	4932	4585	1806	387	10	0	0
fourth										
2016	5677	0	117	1457	2291	1437	360	15	0	0
2017	6089	0	149	1528	2537	1535	323	17	0	0
2018	6542	0	125	1577	2856	1622	352	10	0	0

Age of mother	Total	Including								
		< 20	20-24	25-29	30-34	35-39	40-44	45-49	50+	not specified
2019	7118	0	151	1609	3117	1822	406	13	0	0
2020	9498	0	171	2202	4104	2465	544	12	0	0
fifth and higher										
2016	2990	0	25	282	1065	1209	388	21	0	0
2017	3408	0	14	329	1227	1341	473	24	0	0
2018	3817	0	11	402	1366	1508	504	26	0	0
2019	4430	0	9	461	1643	1695	595	25	2	0
2020	5701	0	19	502	2063	2373	712	32	0	0
not specified										
2016	4	1	1	1	1	0	0	0	0	0
2017	1	0	0	1	0	0	0	0	0	0
2018	0	0	0	0	0	0	0	0	0	0
2019	0	0	0	0	0	0	0	0	0	0
2020	1	0	0	0	0	0	0	0	0	1
Urban population										
<b>Born</b>										
2016	12591	483	3413	4277	2727	1330	345	14	1	1
2017	12733	433	3157	4351	3007	1403	358	23	1	0
2018	12495	407	3013	4136	3107	1446	355	25	5	1
2019	12671	407	2925	4097	3242	1595	395	8	1	1
2020	12964	389	2677	4181	3457	1796	445	17	1	1
of them: by birth order										
first										
2016	4143	425	1973	1206	365	138	34	0	1	1
2017	3929	383	1849	1162	388	116	28	2	1	0
2018	3643	356	1731	1041	374	105	27	4	4	1
2019	3572	360	1658	1014	390	123	26	0	0	1
2020	3526	351	1546	1075	404	117	31	1	1	0
second										
2016	4012	58	1181	1732	739	243	56	3	0	0
2017	3918	49	1039	1731	809	242	44	4	0	0
2018	3727	51	1039	1566	761	244	61	4	1	0
2019	3804	47	997	1640	779	282	58	1	0	0
2020	3356	38	876	1433	715	235	55	4	0	0
third										
2016	2701	0	229	1009	936	429	94	4	0	0
2017	2934	1	233	1061	1081	443	109	6	0	0
2018	3040	0	226	1122	1131	473	82	6	0	0
2019	2969	0	242	1089	1088	443	105	2	0	0
2020	3046	0	221	1122	1130	457	114	2	0	0
fourth										
2016	1194	0	23	276	495	305	91	4	0	0
2017	1302	0	35	351	502	338	73	3	0	0
2018	1383	0	17	330	597	348	88	3	0	0
2019	1473	0	26	272	677	405	93	0	0	0
2020	1977	0	32	457	843	526	117	2	0	0
fifth and higher										
2016	539	0	6	53	192	215	70	3	0	0
2017	650	0	1	46	227	264	104	8	0	0
2018	702	0	0	77	244	276	97	8	0	0
2019	853	0	2	82	308	342	113	5	1	0
2020	1058	0	2	94	365	461	128	8	0	0
not specified										
2016	2	0	1	1	0	0	0	0	0	0
2017	0	0	0	0	0	0	0	0	0	0
2018	0	0	0	0	0	0	0	0	0	0



Continuation

Age of mother	Total	Including								
		< 20	20-24	25-29	30-34	35-39	40-44	45-49	50+	not specified
2019	0	0	0	0	0	0	0	0	0	0
2020	1	0	0	0	0	0	0	0	0	1
<b>Rural population</b>										
<b>Born</b>										
2016	38283	1567	10428	12745	8330	4182	974	56	1	0
2017	37238	1333	9579	12267	8670	4336	1003	48	2	0
2018	37914	1358	9069	12270	9454	4608	1117	37	0	1
2019	37831	1343	8677	11872	9697	4939	1250	52	1	0
2020	41391	1395	8767	12290	11263	6147	1471	58	0	0
of them: by birth order										
first										
2016	11375	1326	5568	3133	947	320	72	8	1	0
2017	10282	1155	5055	2844	892	280	49	5	2	0
2018	10333	1167	4850	2799	1066	360	88	2	0	1
2019	10054	1181	4694	2689	1064	350	71	5	0	0
2020	10183	1222	4656	2658	1157	413	69	8	0	0
second										
2016	11332	238	3852	4717	1835	583	103	4	0	0
2017	10466	176	3490	4352	1748	592	106	2	0	0
2018	9917	183	3204	4156	1705	564	103	2	0	0
2019	9276	162	2982	3861	1639	526	102	4	0	0
2020	9225	172	3032	3669	1692	534	118	8	0	0
third										
2016	8640	2	895	3485	2878	1153	212	15	0	0
2017	8944	2	907	3610	2995	1190	229	11	0	0
2018	9390	8	896	3743	3302	1178	255	8	0	0
2019	9279	0	869	3606	3219	1293	282	10	0	0
2020	9819	1	923	3810	3455	1349	273	8	0	0
fourth										
2016	4483	0	94	1181	1796	1132	269	11	0	0
2017	4787	0	114	1177	2035	1197	250	14	0	0
2018	5159	0	108	1247	2259	1274	264	7	0	0
2019	5645	0	125	1337	2440	1417	313	13	0	0
2020	7521	0	139	1745	3261	1939	427	10	0	0
fifth and higher										
2016	2451	0	19	229	873	994	318	18	0	0
2017	2758	0	13	283	1000	1077	369	16	0	0
2018	3115	0	11	325	1122	1232	407	18	0	0
2019	3577	0	7	379	1335	1353	482	20	1	0
2020	4643	0	17	408	1698	1912	584	24	0	0
not specified										
2016	2	1	0	0	1	0	0	0	0	0
2017	1	0	0	1	0	0	0	0	0	0
2018	0	0	0	0	0	0	0	0	0	0
2019	0	0	0	0	0	0	0	0	0	0
2020	0	0	0	0	0	0	0	0	0	0

# Atyrau

people

Age of mother	Total	Including								
		< 20	20-24	25-29	30-34	35-39	40-44	45-49	50+	not specified
Born										
2016	16730	675	4471	5643	3558	1908	453	20	0	2
2017	16443	591	4131	5492	3773	1916	512	24	2	2
2018	17033	548	4048	5528	4259	2133	503	13	1	0
2019	16980	524	3878	5552	4332	2120	544	28	1	1
2020	18002	529	3819	5724	4832	2451	620	25	1	1
of them: by birth order										
first										
2016	2690	357	1329	712	195	79	17	1	0	0
2017	3898	474	1873	1075	312	117	38	9	0	0
2018	3905	443	1904	1037	357	131	30	2	1	0
2019	4139	434	2048	1137	356	126	32	4	1	1
2020	4002	447	1968	1071	345	124	46	1	0	0
second										
2016	3065	85	1142	1240	411	150	34	3	0	0
2017	4478	111	1575	1787	717	236	49	2	1	0
2018	4324	102	1439	1750	735	247	51	0	0	0
2019	4041	85	1262	1690	723	207	68	6	0	0
2020	3971	81	1254	1643	697	240	51	5	0	0
third										
2016	2627	0	390	1111	761	309	54	2	0	0
2017	4261	6	604	1786	1265	487	110	2	1	0
2018	4498	3	601	1837	1452	502	102	1	0	0
2019	4149	4	456	1704	1399	477	106	3	0	0
2020	4241	1	478	1779	1403	489	89	1	1	0
fourth										
2016	1532	0	58	457	591	348	75	3	0	0
2017	2380	0	72	665	980	537	123	3	0	0
2018	2671	0	86	689	1142	630	121	3	0	0
2019	2806	1	101	810	1163	607	119	5	0	0
2020	3545	0	110	973	1518	770	170	4	0	0
fifth and higher										
2016	828	0	8	105	303	310	97	5	0	0
2017	1423	0	7	179	499	538	192	8	0	0
2018	1635	0	18	215	573	623	199	7	0	0
2019	1845	0	11	211	691	703	219	10	0	0
2020	2241	0	8	258	869	828	264	14	0	0
not specified										
2016	5988	233	1544	2018	1297	712	176	6	0	2
2017	3	0	0	0	0	1	0	0	0	2
2018	0	0	0	0	0	0	0	0	0	0
2019	0	0	0	0	0	0	0	0	0	0
2020	2	0	1	0	0	0	0	0	0	1
Urban population										
Born										
2016	8662	331	2179	3051	1898	958	230	13	0	2
2017	9056	302	2133	3090	2142	1084	286	16	1	2
2018	9252	270	2065	3034	2416	1198	262	7	0	0
2019	9617	251	2026	3225	2577	1236	282	19	0	1
2020	9759	267	1934	3142	2714	1337	348	15	1	1
of them: by birth order										
first										
2016	1462	176	683	419	131	38	14	1	0	0
2017	2309	245	1030	711	212	76	28	7	0	

Continuation

Age of mother	Total	Including								
		< 20	20-24	25-29	30-34	35-39	40-44	45-49	50+	not specified
2018	2232	220	1006	655	230	97	22	2	0	0
2019	2390	208	1093	731	255	81	17	4	0	1
2020	2277	224	1066	639	233	80	35	0	0	0
second										
2016	1575	37	497	681	246	86	25	3	0	0
2017	2532	53	765	1044	489	147	33	1	0	0
2018	2501	49	731	1047	486	154	34	0	0	0
2019	2408	41	652	1031	499	136	43	6	0	0
2020	2278	42	589	975	470	159	38	5	0	0
third										
2016	1255	0	145	525	401	153	30	1	0	0
2017	2370	4	296	929	749	320	70	1	1	0
2018	2480	1	284	930	863	335	66	1	0	0
2019	2417	1	224	928	874	326	61	3	0	0
2020	2354	1	225	917	849	305	55	1	1	0
fourth										
2016	666	0	24	186	262	159	32	3	0	0
2017	1208	0	37	321	479	298	72	1	0	0
2018	1304	0	36	296	568	336	67	1	0	0
2019	1514	1	49	419	629	351	62	3	0	0
2020	1838	0	48	483	770	431	104	2	0	0
fifth and higher										
2016	309	0	3	48	114	112	29	3	0	0
2017	635	0	5	85	213	243	83	6	0	0
2018	735	0	8	106	269	276	73	3	0	0
2019	888	0	8	116	320	342	99	3	0	0
2020	1010	0	5	128	392	362	116	7	0	0
not specified										
2016	3395	118	827	1192	744	410	100	2	0	2
2017	2	0	0	0	0	0	0	0	0	2
2018	0	0	0	0	0	0	0	0	0	0
2019	0	0	0	0	0	0	0	0	0	0
2020	2	0	1	0	0	0	0	0	0	1
Rural population										
Born										
2016	8068	344	2292	2592	1660	950	223	7	0	0
2017	7387	289	1998	2402	1631	832	226	8	1	0
2018	7781	278	1983	2494	1843	935	241	6	1	0
2019	7363	273	1852	2327	1755	884	262	9	1	0
2020	8243	262	1885	2582	2118	1114	272	10	0	0
of them: by birth order										
first										
2016	1228	181	646	293	64	41	3	0	0	0
2017	1589	229	843	364	100	41	10	2	0	0
2018	1673	223	898	382	127	34	8	0	1	0
2019	1749	226	955	406	101	45	15	0	1	0
2020	1725	223	902	432	112	44	11	1	0	0
second										
2016	1490	48	645	559	165	64	9	0	0	0
2017	1946	58	810	743	228	89	16	1	1	0
2018	1823	53	708	703	249	93	17	0	0	0
2019	1633	44	610	659	224	71	25	0	0	0
2020	1693	39	665	668	227	81	13	0	0	0
third										
2016	1372	0	245	586	360	156	24	1	0	0
2017	1891	2	308	857	516	167	40	1	0	0

Continuation

Age of mother	Total	Including								
		< 20	20-24	25-29	30-34	35-39	40-44	45-49	50+	not specified
2018	2018	2	317	907	589	167	36	0	0	0
2019	1732	3	232	776	525	151	45	0	0	0
2020	1887	0	253	862	554	184	34	0	0	0
fourth										
2016	866	0	34	271	329	189	43	0	0	0
2017	1172	0	35	344	501	239	51	2	0	0
2018	1367	0	50	393	574	294	54	2	0	0
2019	1292	0	52	391	534	256	57	2	0	0
2020	1707	0	62	490	748	339	66	2	0	0
fifth and higher										
2016	519	0	5	57	189	198	68	2	0	0
2017	788	0	2	94	286	295	109	2	0	0
2018	900	0	10	109	304	347	126	4	0	0
2019	957	0	3	95	371	361	120	7	0	0
2020	1231	0	3	130	477	466	148	7	0	0
not specified										
2016	2593	115	717	826	553	302	76	4	0	0
2017	1	0	0	0	0	1	0	0	0	0
2018	0	0	0	0	0	0	0	0	0	0
2019	0	0	0	0	0	0	0	0	0	0
2020	0	0	0	0	0	0	0	0	0	0

## Batys Kazakhstan

people

Age of mother	Total	Including								
		< 20	20-24	25-29	30-34	35-39	40-44	45-49	50+	not specified
<b>Born</b>										
2016	13184	508	3559	4483	2839	1457	327	11	0	0
2017	12860	388	3316	4299	2980	1536	324	17	0	0
2018	13067	391	3086	4350	3327	1545	354	14	0	0
2019	13130	353	2919	4408	3359	1694	384	11	2	0
2020	13670	307	2823	4451	3711	1913	453	10	2	0
of them: by birth order										
first										
2016	4182	452	2068	1196	310	131	24	1	0	0
2017	3706	345	1878	1032	296	123	28	4	0	0
2018	3663	341	1764	1087	338	108	23	2	0	0
2019	3499	321	1679	1044	325	104	23	2	1	0
2020	3428	278	1630	1017	352	118	31	1	1	0
second										
2016	4675	54	1277	2057	959	270	58	0	0	0
2017	4416	42	1170	1956	898	294	53	3	0	0
2018	4274	50	1085	1871	957	258	52	1	0	0
2019	4127	30	1003	1835	882	305	69	2	1	0
2020	3878	28	929	1741	844	270	63	3	0	0
third										
2016	2857	0	199	970	1064	522	97	5	0	0
2017	3095	1	235	1039	1157	569	92	2	0	0
2018	3271	0	212	1104	1312	537	100	6	0	0
2019	3465	2	217	1161	1348	618	116	3	0	0
2020	3656	1	233	1224	1430	646	119	2	1	0
fourth										
2016	988	0	10	222	369	304	80	3	0	0
2017	1141	0	29	229	461	348	69	5	0	0
2018	1269	0	22	246	515	396	85	5	0	0

Continuation

Age of mother	Total	Including								
		< 20	20-24	25-29	30-34	35-39	40-44	45-49	50+	not specified
2019	1385	0	19	314	576	380	94	2	0	0
2020	1846	0	27	393	773	536	116	1	0	0
fifth and higher										
2016	463	0	0	31	134	228	68	2	0	0
2017	501	0	4	43	168	202	81	3	0	0
2018	590	0	3	42	205	246	94	0	0	0
2019	654	0	1	54	228	287	82	2	0	0
2020	862	0	4	76	312	343	124	3	0	0
not specified										
2016	19	2	5	7	3	2	0	0	0	0
2017	1	0	0	0	0	0	1	0	0	0
2018	0	0	0	0	0	0	0	0	0	0
2019	0	0	0	0	0	0	0	0	0	0
2020	0	0	0	0	0	0	0	0	0	0
Urban population										
<b>Born</b>										
2016	7428	226	1865	2709	1669	778	173	8	0	0
2017	7381	172	1794	2593	1771	870	172	9	0	0
2018	7614	188	1637	2647	2052	897	182	11	0	0
2019	7517	169	1539	2627	1986	969	218	7	2	0
2020	7732	133	1436	2553	2253	1109	242	4	2	0
of them: by birth order										
first										
2016	2537	205	1159	834	224	96	18	1	0	0
2017	2307	157	1088	735	215	89	20	3	0	0
2018	2296	158	989	783	261	88	15	2	0	0
2019	2195	157	971	726	243	79	16	2	1	0
2020	2042	122	888	673	253	82	23	0	1	0
second										
2016	2817	20	631	1276	664	185	41	0	0	0
2017	2730	14	595	1238	628	214	38	3	0	0
2018	2685	30	539	1198	688	194	35	1	0	0
2019	2486	12	464	1140	621	202	45	1	1	0
2020	2335	10	440	1038	600	203	42	2	0	0
third										
2016	1521	0	72	479	589	313	63	5	0	0
2017	1702	1	95	515	673	363	54	1	0	0
2018	1819	0	94	545	778	338	58	6	0	0
2019	1937	0	96	602	785	381	72	1	0	0
2020	2082	1	97	621	882	404	76	0	1	0
fourth										
2016	422	0	1	106	150	128	35	2	0	0
2017	476	0	12	88	198	142	35	1	0	0
2018	602	0	14	104	242	199	41	2	0	0
2019	634	0	7	135	250	189	51	2	0	0
2020	923	0	8	187	386	282	60	0	0	0
fifth and higher										
2016	121	0	0	9	41	55	16	0	0	0
2017	165	0	4	17	57	62	24	1	0	0
2018	212	0	1	17	83	78	33	0	0	0
2019	265	0	1	24	87	118	34	1	0	0
2020	350	0	3	34	132	138	41	2	0	0
not specified										
2016	10	1	2	5	1	1	0	0	0	0
2017	1	0	0	0	0	0	1	0	0	0
2018	0	0	0	0	0	0	0	0	0	0

Age of mother	Total	Including								
		< 20	20-24	25-29	30-34	35-39	40-44	45-49	50+	not specified
2019	0	0	0	0	0	0	0	0	0	0
2020	0	0	0	0	0	0	0	0	0	0
<b>Rural population</b>										
<b>Born</b>										
2016	5756	282	1694	1774	1170	679	154	3	0	0
2017	5479	216	1522	1706	1209	666	152	8	0	0
2018	5453	203	1449	1703	1275	648	172	3	0	0
2019	5613	184	1380	1781	1373	725	166	4	0	0
2020	5938	174	1387	1898	1458	804	211	6	0	0
of them: by birth order										
first										
2016	1645	247	909	362	86	35	6	0	0	0
2017	1399	188	790	297	81	34	8	1	0	0
2018	1367	183	775	304	77	20	8	0	0	0
2019	1304	164	708	318	82	25	7	0	0	0
2020	1386	156	742	344	99	36	8	1	0	0
second										
2016	1858	34	646	781	295	85	17	0	0	0
2017	1686	28	575	718	270	80	15	0	0	0
2018	1589	20	546	673	269	64	17	0	0	0
2019	1641	18	539	695	261	103	24	1	0	0
2020	1543	18	489	703	244	67	21	1	0	0
third										
2016	1336	0	127	491	475	209	34	0	0	0
2017	1393	0	140	524	484	206	38	1	0	0
2018	1452	0	118	559	534	199	42	0	0	0
2019	1528	2	121	559	563	237	44	2	0	0
2020	1574	0	136	603	548	242	43	2	0	0
fourth										
2016	566	0	9	116	219	176	45	1	0	0
2017	665	0	17	141	263	206	34	4	0	0
2018	667	0	8	142	273	197	44	3	0	0
2019	751	0	12	179	326	191	43	0	0	0
2020	923	0	19	206	387	254	56	1	0	0
fifth and higher										
2016	342	0	0	22	93	173	52	2	0	0
2017	336	0	0	26	111	140	57	2	0	0
2018	378	0	2	25	122	168	61	0	0	0
2019	389	0	0	30	141	169	48	1	0	0
2020	512	0	1	42	180	205	83	1	0	0
not specified										
2016	9	1	3	2	2	1	0	0	0	0
2017	0	0	0	0	0	0	0	0	0	0
2018	0	0	0	0	0	0	0	0	0	0
2019	0	0	0	0	0	0	0	0	0	0
2020	0	0	0	0	0	0	0	0	0	0

## Zhambyl

people

Age of mother	Total	Including								
		< 20	20-24	25-29	30-34	35-39	40-44	45-49	50+	not specified
Born										
2016	28121	1568	8927	8520	5562	2865	654	22	1	2
2017	26465	1339	8130	8125	5431	2742	680	16	2	0
2018	27113	1409	7979	8180	5842	2936	739	25	3	0
2019	27041	1336	7599	8233	6076	3017	747	33	0	0
2020	29171	1364	7365	9018	6948	3554	880	42	0	0
of them: by birth order										
first										
2016	8679	1301	4413	1901	716	291	55	1	1	0
2017	7277	1155	3928	1506	459	176	49	4	0	0
2018	7431	1228	3905	1564	497	181	48	6	2	0
2019	7394	1171	3775	1620	544	221	55	8	0	0
2020	7430	1171	3708	1695	594	214	46	2	0	0
second										
2016	7427	224	3252	2662	890	332	65	2	0	0
2017	7194	184	3136	2651	869	286	67	0	1	0
2018	6872	179	2946	2459	918	301	67	2	0	0
2019	6590	165	2787	2421	848	302	64	3	0	0
2020	6426	193	2579	2424	845	311	70	4	0	0
third										
2016	6034	0	1006	2569	1725	615	113	6	0	0
2017	6095	0	916	2630	1805	620	122	2	0	0
2018	6350	1	962	2739	1874	644	124	6	0	0
2019	6271	0	874	2735	1929	603	128	2	0	0
2020	6566	0	917	2917	1977	628	120	7	0	0
fourth										
2016	3354	0	123	1028	1332	724	144	3	0	0
2017	3529	0	130	1047	1431	757	160	4	0	0
2018	3779	0	150	1106	1549	818	151	4	1	0
2019	3843	0	137	1112	1633	791	163	7	0	0
2020	5176	0	138	1548	2199	1070	214	7	0	0
fifth and higher										
2016	2293	0	22	277	848	873	264	9	0	0
2017	2368	0	19	291	866	903	282	6	1	0
2018	2662	0	14	307	998	988	348	7	0	0
2019	2939	0	26	344	1119	1100	337	13	0	0
2020	3552	0	18	422	1331	1329	430	22	0	0
not specified										
2016	334	43	111	83	51	30	13	1	0	2
2017	2	0	1	0	1	0	0	0	0	0
2018	19	1	2	5	6	4	1	0	0	0
2019	4	0	0	1	3	0	0	0	0	0
2020	21	0	5	12	2	2	0	0	0	0
Urban population										
Born										
2016	11310	458	3308	3601	2384	1235	313	10	1	0
2017	10866	374	3131	3479	2376	1205	294	6	1	0
2018	11463	415	3094	3659	2653	1301	328	10	3	0
2019	11790	400	2998	3777	2833	1404	359	19	0	0
2020	12931	448	3005	4126	3246	1675	409	22	0	0
of them: by birth order										
first										
2016	4034	382	1936	1021	464	189	40	1	1	0
2017	3165	328	1665	794	244	105	27	2	0	0



Age of mother	Total	Including								
		< 20	20-24	25-29	30-34	35-39	40-44	45-49	50+	not specified
2018	3313	369	1669	845	284	106	33	5	2	0
2019	3432	355	1641	912	334	146	39	5	0	0
2020	3493	393	1685	927	332	130	24	2	0	0
second										
2016	3159	75	1108	1279	464	190	43	0	0	0
2017	3207	46	1183	1302	473	159	43	0	1	0
2018	3170	45	1143	1261	507	170	43	1	0	0
2019	3103	45	1046	1261	525	185	38	3	0	0
2020	3063	55	992	1304	476	190	44	2	0	0
third										
2016	2331	0	234	960	765	305	63	4	0	0
2017	2508	0	243	1024	864	317	58	2	0	0
2018	2720	0	244	1144	947	316	65	4	0	0
2019	2784	0	277	1162	942	330	72	1	0	0
2020	2984	0	282	1260	1009	351	78	4	0	0
fourth										
2016	1119	0	25	263	473	283	73	2	0	0
2017	1267	0	33	295	547	313	78	1	0	0
2018	1404	0	35	320	607	378	63	0	1	0
2019	1544	0	27	363	690	370	91	3	0	0
2020	2129	0	35	506	961	520	103	4	0	0
fifth and higher										
2016	656	0	4	75	215	266	93	3	0	0
2017	717	0	6	64	247	311	88	1	0	0
2018	841	0	1	85	303	329	123	0	0	0
2019	924	0	7	78	340	373	119	7	0	0
2020	1247	0	9	119	466	483	160	10	0	0
not specified										
2016	11	1	1	3	3	2	1	0	0	0
2017	2	0	1	0	1	0	0	0	0	0
2018	15	1	2	4	5	2	1	0	0	0
2019	3	0	0	1	2	0	0	0	0	0
2020	15	0	2	10	2	1	0	0	0	0
<b>Rural population</b>										
<b>Born</b>										
2016	16811	1110	5619	4919	3178	1630	341	12	0	2
2017	15599	965	4999	4646	3055	1537	386	10	1	0
2018	15650	994	4885	4521	3189	1635	411	15	0	0
2019	15251	936	4601	4456	3243	1613	388	14	0	0
2020	16240	916	4360	4892	3702	1879	471	20	0	0
of them: by birth order										
first										
2016	4645	919	2477	880	252	102	15	0	0	0
2017	4112	827	2263	712	215	71	22	2	0	0
2018	4118	859	2236	719	213	75	15	1	0	0
2019	3962	816	2134	708	210	75	16	3	0	0
2020	3937	778	2023	768	262	84	22	0	0	0
second										
2016	4268	149	2144	1383	426	142	22	2	0	0
2017	3987	138	1953	1349	396	127	24	0	0	0
2018	3702	134	1803	1198	411	131	24	1	0	0
2019	3487	120	1741	1160	323	117	26	0	0	0
2020	3363	138	1587	1120	369	121	26	2	0	0
third										
2016	3703	0	772	1609	960	310	50	2	0	0
2017	3587	0	673	1606	941	303	64	0	0	0

Continuation

Age of mother	Total	Including								
		< 20	20-24	25-29	30-34	35-39	40-44	45-49	50+	not specified
2018	3630	1	718	1595	927	328	59	2	0	0
2019	3487	0	597	1573	987	273	56	1	0	0
2020	3582	0	635	1657	968	277	42	3	0	0
fourth										
2016	2235	0	98	765	859	441	71	1	0	0
2017	2262	0	97	752	884	444	82	3	0	0
2018	2375	0	115	786	942	440	88	4	0	0
2019	2299	0	110	749	943	421	72	4	0	0
2020	3047	0	103	1042	1238	550	111	3	0	0
fifth and higher										
2016	1637	0	18	202	633	607	171	6	0	0
2017	1651	0	13	227	619	592	194	5	1	0
2018	1821	0	13	222	695	659	225	7	0	0
2019	2015	0	19	266	779	727	218	6	0	0
2020	2305	0	9	303	865	846	270	12	0	0
not specified										
2016	323	42	110	80	48	28	12	1	0	2
2017	0	0	0	0	0	0	0	0	0	0
2018	4	0	0	1	1	2	0	0	0	0
2019	1	0	0	0	1	0	0	0	0	0
2020	6	0	3	2	0	1	0	0	0	0

## Karagandy

people

Age of mother	Total	Including								
		< 20	20-24	25-29	30-34	35-39	40-44	45-49	50+	not specified
<b>Born</b>										
2016	23950	954	6449	8100	5188	2636	599	23	0	1
2017	22715	784	5855	7566	5208	2624	649	27	1	1
2018	22950	781	5653	7452	5646	2746	647	22	3	0
2019	23034	776	5248	7389	5896	2944	748	32	1	0
2020	23423	711	5061	7496	6097	3210	808	36	4	0
of them: by birth order										
first										
2016	9473	862	4146	2869	1091	419	83	2	0	1
2017	8391	718	3677	2497	1025	385	80	7	1	1
2018	7310	708	3370	2130	803	238	58	2	1	0
2019	6881	698	3086	2033	746	251	62	5	0	0
2020	6907	645	3085	2084	769	264	53	5	2	0
second										
2016	7563	90	1902	3270	1630	555	112	4	0	0
2017	7221	66	1781	3056	1613	590	110	5	0	0
2018	7464	73	1850	3024	1786	612	112	6	1	0
2019	7236	75	1735	2924	1791	580	126	5	0	0
2020	6778	66	1554	2768	1658	591	132	8	1	0
third										
2016	4264	0	353	1462	1505	784	158	2	0	0
2017	4394	0	347	1517	1561	782	182	5	0	0
2018	4985	0	379	1715	1857	857	176	0	1	0
2019	5302	3	374	1789	1985	937	203	10	1	0
2020	5241	0	364	1839	1922	911	194	10	1	0
fourth										
2016	1704	0	36	409	646	494	114	5	0	0
2017	1783	0	45	417	683	499	133	6	0	0
2018	2089	0	48	458	837	587	153	6	0	0

Age of mother	Total	Including								
		< 20	20-24	25-29	30-34	35-39	40-44	45-49	50+	not specified
2019	2325	0	49	516	910	677	166	7	0	0
2020	2973	0	56	657	1223	824	211	2	0	0
fifth and higher										
2016	918	0	3	84	305	384	132	10	0	0
2017	926	0	5	79	326	368	144	4	0	0
2018	1099	0	6	123	363	451	148	8	0	0
2019	1285	0	4	125	461	499	191	5	0	0
2020	1518	0	0	146	523	620	218	11	0	0
not specified										
2016	28	2	9	6	11	0	0	0	0	0
2017	0	0	0	0	0	0	0	0	0	0
2018	3	0	0	2	0	1	0	0	0	0
2019	5	0	0	2	3	0	0	0	0	0
2020	6	0	2	2	2	0	0	0	0	0
Urban population										
<b>Born</b>										
2016	19264	706	5120	6637	4229	2091	461	19	0	1
2017	18147	583	4565	6165	4218	2081	512	21	1	1
2018	18438	578	4413	6064	4667	2188	510	15	3	0
2019	18363	563	4034	5950	4845	2356	585	29	1	0
2020	18585	513	3869	6086	4919	2529	637	27	4	0
of them: by birth order										
first										
2016	7990	647	3376	2534	977	378	75	2	0	1
2017	6930	534	2948	2134	903	338	66	5	1	1
2018	5987	529	2676	1835	687	207	51	1	1	0
2019	5637	509	2424	1752	663	227	57	5	0	0
2020	5637	472	2433	1801	659	222	43	5	2	0
second										
2016	6228	58	1457	2707	1421	488	93	4	0	0
2017	5945	49	1342	2552	1405	499	94	4	0	0
2018	6234	49	1433	2520	1594	535	97	5	1	0
2019	5988	51	1316	2390	1600	514	112	5	0	0
2020	5592	42	1143	2319	1438	521	122	6	1	0
third										
2016	3323	0	247	1084	1202	655	134	1	0	0
2017	3458	0	236	1143	1240	675	160	4	0	0
2018	3965	0	264	1313	1523	717	147	0	1	0
2019	4230	3	265	1364	1623	801	164	9	1	0
2020	4160	0	258	1402	1548	774	168	9	1	0
fourth										
2016	1179	0	29	259	458	344	84	5	0	0
2017	1251	0	36	284	465	354	106	6	0	0
2018	1540	0	36	311	636	432	121	4	0	0
2019	1691	0	26	360	654	516	129	6	0	0
2020	2186	0	33	460	915	617	159	2	0	0
fifth and higher										
2016	520	0	2	49	161	226	75	7	0	0
2017	563	0	3	52	205	215	86	2	0	0
2018	709	0	4	83	227	296	94	5	0	0
2019	812	0	3	82	302	298	123	4	0	0
2020	1004	0	0	102	357	395	145	5	0	0
not specified										
2016	24	1	9	4	10	0	0	0	0	0
2017	0	0	0	0	0	0	0	0	0	0
2018	3	0	0	2	0	1	0	0	0	0

Continuation

Age of mother	Total	Including								
		< 20	20-24	25-29	30-34	35-39	40-44	45-49	50+	not specified
2019	5	0	0	2	3	0	0	0	0	0
2020	6	0	2	2	2	0	0	0	0	0
<b>Rural population</b>										
<b>Born</b>										
2016	4686	248	1329	1463	959	545	138	4	0	0
2017	4568	201	1290	1401	990	543	137	6	0	0
2018	4512	203	1240	1388	979	558	137	7	0	0
2019	4671	213	1214	1439	1051	588	163	3	0	0
2020	4838	197	1192	1410	1178	681	171	9	0	0
of them: by birth order										
first										
2016	1483	215	770	335	114	41	8	0	0	0
2017	1461	184	729	363	122	47	14	2	0	0
2018	1323	179	694	295	116	31	7	1	0	0
2019	1244	189	662	281	83	24	5	0	0	0
2020	1270	173	652	283	110	42	10	0	0	0
second										
2016	1335	32	445	563	209	67	19	0	0	0
2017	1276	17	439	504	208	91	16	1	0	0
2018	1230	24	417	504	192	77	15	1	0	0
2019	1248	24	419	534	191	66	14	0	0	0
2020	1186	24	411	449	220	70	10	2	0	0
third										
2016	941	0	106	378	303	129	24	1	0	0
2017	936	0	111	374	321	107	22	1	0	0
2018	1020	0	115	402	334	140	29	0	0	0
2019	1072	0	109	425	362	136	39	1	0	0
2020	1081	0	106	437	374	137	26	1	0	0
fourth										
2016	525	0	7	150	188	150	30	0	0	0
2017	532	0	9	133	218	145	27	0	0	0
2018	549	0	12	147	201	155	32	2	0	0
2019	634	0	23	156	256	161	37	1	0	0
2020	787	0	23	197	308	207	52	0	0	0
fifth and higher										
2016	398	0	1	35	144	158	57	3	0	0
2017	363	0	2	27	121	153	58	2	0	0
2018	390	0	2	40	136	155	54	3	0	0
2019	473	0	1	43	159	201	68	1	0	0
2020	514	0	0	44	166	225	73	6	0	0
not specified										
2016	4	1	0	2	1	0	0	0	0	0
2017	0	0	0	0	0	0	0	0	0	0
2018	0	0	0	0	0	0	0	0	0	0
2019	0	0	0	0	0	0	0	0	0	0
2020	0	0	0	0	0	0	0	0	0	0

**Kostanai**

people

Age of mother	Total	Including								
		< 20	20-24	25-29	30-34	35-39	40-44	45-49	50+	not specified
Born										
2016	12290	600	3230	4109	2672	1365	292	21	1	0
2017	11736	482	2839	3945	2780	1382	293	14	1	0
2018	11630	447	2726	3737	2905	1489	308	15	2	1

Age of mother	Total	Including								
		< 20	20-24	25-29	30-34	35-39	40-44	45-49	50+	not specified
2019	11448	450	2657	3535	2953	1482	352	18	1	0
2020	11671	469	2485	3427	3143	1748	389	10	0	0
of them: by birth order										
first										
2016	4581	536	2111	1387	385	125	35	1	1	0
2017	4088	443	1793	1292	423	115	19	3	0	0
2018	3827	411	1716	1137	404	132	26	1	0	0
2019	3631	396	1657	1046	393	111	26	1	1	0
2020	3425	418	1516	942	380	137	32	0	0	0
second										
2016	4418	60	947	1845	1120	380	59	7	0	0
2017	4284	37	870	1812	1117	387	60	1	0	0
2018	4180	34	844	1674	1201	368	55	3	1	0
2019	3978	51	838	1561	1099	368	56	5	0	0
2020	3808	43	779	1441	1073	423	47	2	0	0
third										
2016	2184	4	148	661	805	475	85	6	0	0
2017	2194	2	153	645	822	486	82	4	0	0
2018	2295	2	141	708	841	512	85	5	1	0
2019	2499	3	143	724	959	570	96	4	0	0
2020	2514	2	137	694	1035	535	109	2	0	0
fourth										
2016	706	0	20	159	241	223	63	0	0	0
2017	755	0	18	149	297	223	65	3	0	0
2018	834	0	22	163	302	277	67	3	0	0
2019	858	0	16	165	352	250	72	3	0	0
2020	1140	0	23	232	424	376	83	2	0	0
fifth and higher										
2016	401	0	4	57	121	162	50	7	0	0
2017	415	0	5	47	121	171	67	3	1	0
2018	493	0	3	55	157	200	75	3	0	0
2019	481	0	3	39	150	182	102	5	0	0
2020	676	0	3	82	212	260	115	4	0	0
not specified										
2016	0	0	0	0	0	0	0	0	0	0
2017	0	0	0	0	0	0	0	0	0	0
2018	1	0	0	0	0	0	0	0	0	1
2019	1	0	0	0	0	1	0	0	0	0
2020	108	6	27	36	19	17	3	0	0	0
Urban population										
Born										
2016	7020	240	1779	2443	1618	757	172	11	0	0
2017	6784	184	1511	2431	1684	803	164	7	0	0
2018	6827	157	1508	2313	1807	876	156	8	1	1
2019	7099	186	1523	2270	1964	945	199	11	1	0
2020	7207	216	1430	2221	1977	1116	241	6	0	0
of them: by birth order										
first										
2016	2893	216	1273	996	289	90	29	0	0	0
2017	2557	178	1013	939	331	81	14	1	0	0
2018	2431	148	1040	846	280	97	19	1	0	0
2019	2406	164	1048	789	308	81	14	1	1	0
2020	2276	197	951	707	287	109	25	0	0	0
second										
2016	2594	24	444	1080	747	258	37	4	0	0
2017	2634	6	432	1127	753	268	47	1	0	0

Continuation

Age of mother	Total	Including								
		< 20	20-24	25-29	30-34	35-39	40-44	45-49	50+	not specified
2018	2629	9	401	1059	844	274	39	2	1	0
2019	2642	19	416	1029	840	293	42	3	0	0
2020	2553	17	400	971	801	326	36	2	0	0
third										
2016	1128	0	53	296	446	273	55	5	0	0
2017	1140	0	59	299	438	290	51	3	0	0
2018	1215	0	58	330	478	297	48	4	0	0
2019	1456	3	55	379	581	376	59	3	0	0
2020	1451	0	46	373	604	345	81	2	0	0
fourth										
2016	292	0	9	54	97	97	35	0	0	0
2017	324	0	6	49	132	102	35	0	0	0
2018	379	0	8	58	146	141	25	1	0	0
2019	414	0	4	66	169	129	45	1	0	0
2020	567	0	12	110	193	208	44	0	0	0
fifth and higher										
2016	113	0	0	17	39	39	16	2	0	0
2017	129	0	1	17	30	62	17	2	0	0
2018	172	0	1	20	59	67	25	0	0	0
2019	180	0	0	7	66	65	39	3	0	0
2020	295	0	2	38	83	116	54	2	0	0
not specified										
2016	0	0	0	0	0	0	0	0	0	0
2017	0	0	0	0	0	0	0	0	0	0
2018	1	0	0	0	0	0	0	0	0	1
2019	1	0	0	0	0	1	0	0	0	0
2020	65	2	19	22	9	12	1	0	0	0
<b>Rural population</b>										
<b>Born</b>										
2016	5270	360	1451	1666	1054	608	120	10	1	0
2017	4952	298	1328	1514	1096	579	129	7	1	0
2018	4803	290	1218	1424	1098	613	152	7	1	0
2019	4349	264	1134	1265	989	537	153	7	0	0
2020	4464	253	1055	1206	1166	632	148	4	0	0
of them: by birth order										
first										
2016	1688	320	838	391	96	35	6	1	1	0
2017	1531	265	780	353	92	34	5	2	0	0
2018	1396	263	676	291	124	35	7	0	0	0
2019	1225	232	609	257	85	30	12	0	0	0
2020	1149	221	565	235	93	28	7	0	0	0
second										
2016	1824	36	503	765	373	122	22	3	0	0
2017	1650	31	438	685	364	119	13	0	0	0
2018	1551	25	443	615	357	94	16	1	0	0
2019	1336	32	422	532	259	75	14	2	0	0
2020	1255	26	379	470	272	97	11	0	0	0
third										
2016	1056	4	95	365	359	202	30	1	0	0
2017	1054	2	94	346	384	196	31	1	0	0
2018	1080	2	83	378	363	215	37	1	1	0
2019	1043	0	88	345	378	194	37	1	0	0
2020	1063	2	91	321	431	190	28	0	0	0
fourth										
2016	414	0	11	105	144	126	28	0	0	0
2017	431	0	12	100	165	121	30	3	0	0

Continuation

Age of mother	Total	Including								
		< 20	20-24	25-29	30-34	35-39	40-44	45-49	50+	not specified
2018	455	0	14	105	156	136	42	2	0	0
2019	444	0	12	99	183	121	27	2	0	0
2020	573	0	11	122	231	168	39	2	0	0
fifth and higher										
2016	288	0	4	40	82	123	34	5	0	0
2017	286	0	4	30	91	109	50	1	1	0
2018	321	0	2	35	98	133	50	3	0	0
2019	301	0	3	32	84	117	63	2	0	0
2020	381	0	1	44	129	144	61	2	0	0
not specified										
2016	0	0	0	0	0	0	0	0	0	0
2017	0	0	0	0	0	0	0	0	0	0
2018	0	0	0	0	0	0	0	0	0	0
2019	0	0	0	0	0	0	0	0	0	0
2020	43	4	8	14	10	5	2	0	0	0

## Kyzylorda

people

Age of mother	Total	Including								
		< 20	20-24	25-29	30-34	35-39	40-44	45-49	50+	not specified
<b>Born</b>										
2016	19256	603	5533	6084	4092	2315	608	21	0	0
2017	18982	539	5236	6148	4176	2293	571	17	2	0
2018	19195	565	5184	6112	4265	2408	645	16	0	0
2019	19347	531	4871	6321	4547	2385	670	17	4	1
2020	21780	576	4904	6951	5473	3033	807	33	3	0
of them: by birth order										
first										
2016	5279	533	2929	1287	354	141	33	2	0	0
2017	4811	457	2703	1215	291	112	31	1	1	0
2018	5247	498	2844	1350	392	132	28	3	0	0
2019	5630	470	2810	1658	486	158	43	2	3	0
2020	5985	485	2852	1689	631	255	62	9	2	0
second										
2016	5136	70	2008	2066	688	247	54	3	0	0
2017	4995	82	1906	2097	687	182	40	1	0	0
2018	4692	67	1765	1987	607	227	36	3	0	0
2019	4413	61	1561	1872	672	195	51	0	1	0
2020	4486	91	1543	1966	637	194	52	2	1	0
third										
2016	4385	0	517	1883	1329	550	104	2	0	0
2017	4401	0	542	1941	1372	447	95	3	1	0
2018	4544	0	511	1916	1448	552	117	0	0	0
2019	4391	0	425	1898	1444	511	113	0	0	0
2020	4525	0	432	1961	1503	528	97	4	0	0
fourth										
2016	2637	0	72	669	1101	660	130	5	0	0
2017	2752	0	80	702	1135	697	136	2	0	0
2018	2654	0	55	677	1118	648	155	1	0	0
2019	2821	0	68	706	1197	690	157	3	0	0
2020	4044	0	68	1085	1756	905	228	2	0	0
fifth and higher										
2016	1819	0	7	179	620	717	287	9	0	0
2017	2023	0	5	193	691	855	269	10	0	0
2018	2058	0	9	182	700	849	309	9	0	0



Continuation

Age of mother	Total	Including								
		< 20	20-24	25-29	30-34	35-39	40-44	45-49	50+	not specified
2019	2091	0	7	187	748	831	306	12	0	0
2020	2739	0	9	250	945	1151	368	16	0	0
not specified										
2016	0	0	0	0	0	0	0	0	0	0
2017	0	0	0	0	0	0	0	0	0	0
2018	0	0	0	0	0	0	0	0	0	0
2019	1	0	0	0	0	0	0	0	0	1
2020	1	0	0	0	1	0	0	0	0	0
<b>Urban population</b>										
<b>Born</b>										
2016	9238	244	2511	3028	2036	1112	295	12	0	0
2017	9039	228	2382	3079	2006	1058	277	8	1	0
2018	9278	224	2314	3074	2155	1187	313	11	0	0
2019	9611	215	2249	3203	2336	1258	338	8	4	0
2020	10497	199	2122	3454	2797	1520	388	16	1	0
of them: by birth order										
first										
2016	2619	216	1366	738	198	82	18	1	0	0
2017	2475	192	1295	747	160	56	24	1	0	0
2018	2562	194	1296	746	236	69	18	3	0	0
2019	2736	193	1308	875	257	80	19	1	3	0
2020	3119	167	1279	1019	425	178	44	6	1	0
second										
2016	2566	28	884	1083	397	144	28	2	0	0
2017	2480	36	822	1112	380	106	23	1	0	0
2018	2397	30	794	1063	356	130	21	3	0	0
2019	2311	22	710	1019	400	126	33	0	1	0
2020	2186	32	635	987	384	115	31	2	0	0
third										
2016	2180	0	228	863	718	301	69	1	0	0
2017	2131	0	232	855	731	251	60	1	1	0
2018	2218	0	197	900	757	308	56	0	0	0
2019	2275	0	196	919	802	296	62	0	0	0
2020	2209	0	176	900	790	286	55	2	0	0
fourth										
2016	1204	0	31	278	488	328	74	5	0	0
2017	1224	0	30	299	485	344	65	1	0	0
2018	1265	0	21	285	529	337	93	0	0	0
2019	1388	0	32	301	581	390	81	3	0	0
2020	1873	0	26	439	838	448	120	2	0	0
fifth and higher										
2016	669	0	2	66	235	257	106	3	0	0
2017	729	0	3	66	250	301	105	4	0	0
2018	836	0	6	80	277	343	125	5	0	0
2019	901	0	3	89	296	366	143	4	0	0
2020	1109	0	6	109	359	493	138	4	0	0
not specified										
2016	0	0	0	0	0	0	0	0	0	0
2017	0	0	0	0	0	0	0	0	0	0
2018	0	0	0	0	0	0	0	0	0	0
2019	0	0	0	0	0	0	0	0	0	0
2020	1	0	0	0	1	0	0	0	0	0
<b>Rural population</b>										
<b>Born</b>										
2016	10018	359	3022	3056	2056	1203	313	9	0	0
2017	9943	311	2854	3069	2170	1235	294	9	1	0

Continuation

Age of mother	Total	Including								
		< 20	20-24	25-29	30-34	35-39	40-44	45-49	50+	not specified
2018	9917	341	2870	3038	2110	1221	332	5	0	0
2019	9736	316	2622	3118	2211	1127	332	9	0	1
2020	11283	377	2782	3497	2676	1513	419	17	2	0
of them: by birth order										
first										
2016	2660	317	1563	549	156	59	15	1	0	0
2017	2336	265	1408	468	131	56	7	0	1	0
2018	2685	304	1548	604	156	63	10	0	0	0
2019	2894	277	1502	783	229	78	24	1	0	0
2020	2866	318	1573	670	206	77	18	3	1	0
second										
2016	2570	42	1124	983	291	103	26	1	0	0
2017	2515	46	1084	985	307	76	17	0	0	0
2018	2102	39	851	853	272	69	18	0	0	0
2020	2300	59	908	979	253	79	21	0	1	0
third										
2016	2205	0	289	1020	611	249	35	1	0	0
2017	2270	0	310	1086	641	196	35	2	0	0
2018	2326	0	314	1016	691	244	61	0	0	0
2019	2116	0	229	979	642	215	51	0	0	0
2020	2316	0	256	1061	713	242	42	2	0	0
fourth										
2016	1433	0	41	391	613	332	56	0	0	0
2017	1528	0	50	403	650	353	71	1	0	0
2018	1389	0	34	392	589	311	62	1	0	0
2019	1433	0	36	405	616	300	76	0	0	0
2020	2171	0	42	646	918	457	108	0	0	0
fifth and higher										
2016	1150	0	5	113	385	460	181	6	0	0
2017	1294	0	2	127	441	554	164	6	0	0
2018	1222	0	3	102	423	506	184	4	0	0
2019	1190	0	4	98	452	465	163	8	0	0
2020	1630	0	3	141	586	658	230	12	0	0
not specified										
2016	0	0	0	0	0	0	0	0	0	0
2017	0	0	0	0	0	0	0	0	0	0
2018	0	0	0	0	0	0	0	0	0	0
2019	1	0	0	0	0	0	0	0	0	1
2020	0	0	0	0	0	0	0	0	0	0

## Mangystau

people

Age of mother	Total	Including								
		< 20	20-24	25-29	30-34	35-39	40-44	45-49	50+	not specified
Born										
2016	19794	870	5540	6343	4302	2202	513	24	0	0
2017	19380	819	5204	6179	4387	2216	554	20	1	0
2018	19892	745	5200	6327	4658	2368	560	29	5	0
2019	20459	762	4996	6565	4929	2562	610	29	6	0
2020	21734	790	5012	6664	5558	3020	667	22	1	0
of them: by birth order										
first										
2016	4929	700	2469	1148	434	144	30	4	0	0
2017	4896	667	2437	1197	382	160	50	2	1	0

Continuation

Age of mother	Total	Including								
		< 20	20-24	25-29	30-34	35-39	40-44	45-49	50+	not specified
2018	4819	635	2450	1117	412	170	27	6	2	0
2019	4649	627	2366	1130	348	137	36	4	1	0
2020	4897	677	2399	1171	402	201	42	5	0	0
second										
2016	5231	161	2108	1945	707	258	48	4	0	0
2017	4638	149	1869	1698	650	217	47	8	0	0
2018	4734	109	1890	1777	668	232	53	5	0	0
2019	4763	132	1848	1812	692	227	47	4	1	0
2020	4654	112	1771	1797	698	231	42	2	1	0
third										
2016	4708	9	854	2061	1223	475	83	3	0	0
2017	4730	3	768	2093	1332	447	85	2	0	0
2018	4761	1	736	2178	1302	455	86	2	1	0
2019	4748	2	635	2152	1424	456	74	4	1	0
2020	4640	1	686	2019	1372	480	81	1	0	0
fourth										
2016	2926	0	98	948	1199	542	130	9	0	0
2017	3040	0	116	914	1265	606	137	2	0	0
2018	3242	0	113	985	1373	644	125	2	0	0
2019	3678	0	131	1167	1485	747	145	3	0	0
2020	4309	0	140	1331	1827	852	156	3	0	0
fifth and higher										
2016	1990	0	9	236	736	783	222	4	0	0
2017	2076	0	14	277	758	786	235	6	0	0
2018	2336	0	11	270	903	867	269	14	2	0
2019	2618	0	16	302	980	995	308	14	3	0
2020	3234	0	16	346	1259	1256	346	11	0	0
not specified										
2016	10	0	2	5	3	0	0	0	0	0
2017	0	0	0	0	0	0	0	0	0	0
2018	0	0	0	0	0	0	0	0	0	0
2019	3	1	0	2	0	0	0	0	0	0
2020	0	0	0	0	0	0	0	0	0	0
Urban population										
<b>Born</b>										
2016	8764	301	2200	2985	2028	977	258	15	0	0
2017	9147	303	2217	3081	2191	1070	271	13	1	0
2018	8783	278	2063	2925	2158	1087	247	20	5	0
2019	8273	244	1728	2763	2177	1070	271	15	5	0
2020	8923	236	1760	2843	2479	1289	305	10	1	0
of them: by birth order										
first										
2016	2512	255	1135	725	281	86	26	4	0	0
2017	2487	256	1137	728	237	96	30	2	1	0
2018	2369	236	1056	685	263	101	20	6	2	0
2019	2091	205	906	654	214	83	25	3	1	0
2020	2268	206	986	671	246	128	27	4	0	0
second										
2016	2456	44	764	1016	433	166	30	3	0	0
2017	2391	46	767	978	420	144	31	5	0	0
2018	2335	42	745	942	413	151	38	4	0	0
2019	2126	38	608	892	416	136	31	4	1	0
2020	2116	30	556	929	425	142	32	1	1	0
third										
2016	2085	2	270	877	626	260	47	3	0	0
2017	2260	1	268	962	714	268	45	2	0	0

Age of mother	Total	Including								
		< 20	20-24	25-29	30-34	35-39	40-44	45-49	50+	not specified
2018	2144	0	226	917	661	280	57	2	1	0
2019	1975	0	178	811	711	228	43	3	1	0
2020	1979	0	186	759	723	268	42	1	0	0
fourth										
2016	1123	0	28	302	476	239	73	5	0	0
2017	1294	0	40	327	564	289	72	2	0	0
2018	1216	0	33	308	547	275	51	2	0	0
2019	1347	0	34	342	570	329	71	1	0	0
2020	1608	0	28	414	711	371	81	3	0	0
fifth and higher										
2016	583	0	2	61	212	226	82	0	0	0
2017	715	0	5	86	256	273	93	2	0	0
2018	719	0	3	73	274	280	81	6	2	0
2019	731	0	2	62	266	294	101	4	2	0
2020	952	0	4	70	374	380	123	1	0	0
not specified										
2016	5	0	1	4	0	0	0	0	0	0
2017	0	0	0	0	0	0	0	0	0	0
2018	0	0	0	0	0	0	0	0	0	0
2019	3	1	0	2	0	0	0	0	0	0
2020	0	0	0	0	0	0	0	0	0	0
Rural population										
Born										
2016	11030	569	3340	3358	2274	1225	255	9	0	0
2017	10233	516	2987	3098	2196	1146	283	7	0	0
2018	11109	467	3137	3402	2500	1281	313	9	0	0
2019	12186	518	3268	3802	2752	1492	339	14	1	0
2020	12811	554	3252	3821	3079	1731	362	12	0	0
of them: by birth order										
first										
2016	2417	445	1334	423	153	58	4	0	0	0
2017	2409	411	1300	469	145	64	20	0	0	0
2018	2450	399	1394	432	149	69	7	0	0	0
2019	2558	422	1460	476	134	54	11	1	0	0
2020	2629	471	1413	500	156	73	15	1	0	0
second										
2016	2775	117	1344	929	274	92	18	1	0	0
2017	2247	103	1102	720	230	73	16	3	0	0
2018	2399	67	1145	835	255	81	15	1	0	0
2019	2637	94	1240	920	276	91	16	0	0	0
2020	2538	82	1215	868	273	89	10	1	0	0
third										
2016	2623	7	584	1184	597	215	36	0	0	0
2017	2470	2	500	1131	618	179	40	0	0	0
2018	2617	1	510	1261	641	175	29	0	0	0
2019	2773	2	457	1341	713	228	31	1	0	0
2020	2661	1	500	1260	649	212	39	0	0	0
fourth										
2016	1803	0	70	646	723	303	57	4	0	0
2017	1746	0	76	587	701	317	65	0	0	0
2018	2026	0	80	677	826	369	74	0	0	0
2019	2331	0	97	825	915	418	74	2	0	0
2020	2701	0	112	917	1116	481	75	0	0	0
fifth and higher										
2016	1407	0	7	175	524	557	140	4	0	0
2017	1361	0	9	191	502	513	142	4	0	0

Continuation

Age of mother	Total	Including								
		< 20	20-24	25-29	30-34	35-39	40-44	45-49	50+	not specified
2018	1617	0	8	197	629	587	188	8	0	0
2019	1887	0	14	240	714	701	207	10	1	0
2020	2282	0	12	276	885	876	223	10	0	0
not specified										
2016	5	0	1	1	3	0	0	0	0	0
2017	0	0	0	0	0	0	0	0	0	0
2018	0	0	0	0	0	0	0	0	0	0
2019	0	0	0	0	0	0	0	0	0	0
2020	0	0	0	0	0	0	0	0	0	0

## Pavlodar

people

Age of mother	Total	Including								
		< 20	20-24	25-29	30-34	35-39	40-44	45-49	50+	not specified
Born										
2016	12613	503	2996	4357	2983	1385	370	18	0	1
2017	12025	429	2732	3937	3064	1484	362	15	2	0
2018	11856	362	2628	3787	3074	1600	392	11	1	1
2019	11558	366	2420	3741	2991	1628	394	17	1	0
2020	11771	373	2349	3453	3318	1831	429	18	0	0
of them: by birth order										
first										
2016	4306	458	1897	1326	443	144	35	3	0	0
2017	3889	389	1682	1184	441	149	38	4	2	0
2018	3705	325	1644	1105	463	132	34	1	0	1
2019	3504	334	1517	1097	383	140	31	2	0	0
2020	3250	334	1449	933	365	121	41	7	0	0
second										
2016	4652	44	950	2079	1124	385	69	1	0	0
2017	4397	39	899	1818	1175	383	81	2	0	0
2018	4062	36	813	1680	1061	391	80	1	0	0
2019	3907	31	747	1622	1047	370	87	3	0	0
2020	3647	37	736	1440	1000	367	64	3	0	0
third										
2016	2432	1	141	760	947	452	127	4	0	0
2017	2499	1	130	758	964	528	112	6	0	0
2018	2709	1	159	798	1038	582	128	3	0	0
2019	2660	1	141	777	1025	582	128	6	0	0
2020	2793	1	135	783	1138	614	119	3	0	0
fourth										
2016	834	0	8	160	327	256	78	5	0	0
2017	841	0	19	140	360	264	57	1	0	0
2018	903	0	9	163	359	297	70	4	1	0
2019	966	0	13	191	377	318	63	4	0	0
2020	1416	1	26	248	589	445	104	3	0	0
fifth and higher										
2016	387	0	0	32	141	148	61	5	0	0
2017	398	0	2	37	123	160	74	2	0	0
2018	477	0	3	41	153	198	80	2	0	0
2019	521	0	2	54	159	218	85	2	1	0
2020	665	0	3	49	226	284	101	2	0	0
not specified										
2016	2	0	0	0	1	0	0	0	0	1
2017	1	0	0	0	1	0	0	0	0	0
2018	0	0	0	0	0	0	0	0	0	0

Age of mother	Total	Including								
		< 20	20-24	25-29	30-34	35-39	40-44	45-49	50+	not specified
2019	0	0	0	0	0	0	0	0	0	0
2020	0	0	0	0	0	0	0	0	0	0
<b>Urban population</b>										
<b>Born</b>										
2016	8804	300	1983	3129	2150	977	250	14	0	1
2017	8383	244	1804	2819	2217	1043	242	12	2	0
2018	8310	209	1734	2751	2219	1133	253	9	1	1
2019	8145	215	1609	2708	2181	1159	262	10	1	0
2020	8070	218	1482	2452	2329	1276	302	11	0	0
of them: by birth order										
first										
2016	3159	277	1317	1064	356	111	31	3	0	0
2017	2841	221	1168	945	349	121	31	4	2	0
2018	2718	188	1130	882	386	106	24	1	0	1
2019	2618	193	1081	870	326	123	23	2	0	0
2020	2359	197	966	756	298	101	35	6	0	0
second										
2016	3443	22	589	1529	921	325	56	1	0	0
2017	3278	22	568	1341	969	312	64	2	0	0
2018	3059	20	519	1276	860	316	67	1	0	0
2019	2903	21	451	1204	841	311	74	1	0	0
2020	2678	21	439	1064	803	296	54	1	0	0
third										
2016	1606	1	74	449	657	330	91	4	0	0
2017	1627	1	58	451	652	378	84	3	0	0
2018	1809	1	79	490	721	432	84	2	0	0
2019	1855	1	72	511	726	449	93	3	0	0
2020	1906	0	66	480	800	464	95	1	0	0
fourth										
2016	424	0	3	75	156	138	47	5	0	0
2017	465	0	8	67	191	167	31	1	0	0
2018	525	0	4	84	199	187	46	4	1	0
2019	526	0	4	96	210	176	37	3	0	0
2020	794	0	9	122	325	275	61	2	0	0
fifth and higher										
2016	171	0	0	12	60	73	25	1	0	0
2017	172	0	2	15	56	65	32	2	0	0
2018	199	0	2	19	53	92	32	1	0	0
2019	243	0	1	27	78	100	35	1	1	0
2020	333	0	2	30	103	140	57	1	0	0
not specified										
2016	1	0	0	0	0	0	0	0	0	1
2017	0	0	0	0	0	0	0	0	0	0
2018	0	0	0	0	0	0	0	0	0	0
2019	0	0	0	0	0	0	0	0	0	0
2020	0	0	0	0	0	0	0	0	0	0
<b>Rural population</b>										
<b>Born</b>										
2016	3809	203	1013	1228	833	408	120	4	0	0
2017	3642	185	928	1118	847	441	120	3	0	0
2018	3546	153	894	1036	855	467	139	2	0	0
2019	3413	151	811	1033	810	469	132	7	0	0
2020	3701	155	867	1001	989	555	127	7	0	0
of them: by birth order										
first										
2016	1147	181	580	262	87	33	4	0	0	0
2017	1048	168	514	239	92	28	7	0	0	0

Continuation

Age of mother	Total	Including								
		< 20	20-24	25-29	30-34	35-39	40-44	45-49	50+	not specified
2018	987	137	514	223	77	26	10	0	0	0
2019	886	141	436	227	57	17	8	0	0	0
2020	891	137	483	177	67	20	6	1	0	0
second										
2016	1209	22	361	550	203	60	13	0	0	0
2017	1119	17	331	477	206	71	17	0	0	0
2018	1003	16	294	404	201	75	13	0	0	0
2019	1004	10	296	418	206	59	13	2	0	0
2020	969	16	297	376	197	71	10	2	0	0
third										
2016	826	0	67	311	290	122	36	0	0	0
2017	872	0	72	307	312	150	28	3	0	0
2018	900	0	80	308	317	150	44	1	0	0
2019	805	0	69	266	299	133	35	3	0	0
2020	887	1	69	303	338	150	24	2	0	0
fourth										
2016	410	0	5	85	171	118	31	0	0	0
2017	376	0	11	73	169	97	26	0	0	0
2018	378	0	5	79	160	110	24	0	0	0
2019	440	0	9	95	167	142	26	1	0	0
2020	622	1	17	126	264	170	43	1	0	0
fifth and higher										
2016	216	0	0	20	81	75	36	4	0	0
2017	226	0	0	22	67	95	42	0	0	0
2018	278	0	1	22	100	106	48	1	0	0
2019	278	0	1	27	81	118	50	1	0	0
2020	332	0	1	19	123	144	44	1	0	0
not specified										
2016	1	0	0	0	1	0	0	0	0	0
2017	1	0	0	0	1	0	0	0	0	0
2018	0	0	0	0	0	0	0	0	0	0
2019	0	0	0	0	0	0	0	0	0	0
2020	0	0	0	0	0	0	0	0	0	0

## Soltustik Kazakhstan

people

Age of mother	Total	Including								
		< 20	20-24	25-29	30-34	35-39	40-44	45-49	50+	not specified
Born										
2016	7694	420	1987	2544	1725	841	169	7	1	0
2017	7387	322	1818	2443	1781	807	206	10	0	0
2018	7194	306	1722	2295	1800	877	186	8	0	0
2019	6872	302	1519	2120	1814	909	200	8	0	0
2020	6879	287	1413	2080	1881	978	234	6	0	0
of them: by birth order										
first										
2016	2892	379	1308	836	273	81	14	0	1	0
2017	2590	286	1191	751	268	80	14	0	0	0
2018	2412	283	1074	717	249	75	12	2	0	0
2019	2261	277	966	682	242	80	14	0	0	0
2020	2097	262	909	610	231	64	19	2	0	0
second										
2016	2814	40	569	1188	736	245	35	1	0	0
2017	2751	34	548	1158	735	225	49	2	0	0
2018	2637	22	536	1064	746	232	34	3	0	0



Age of mother	Total	Including								
		< 20	20-24	25-29	30-34	35-39	40-44	45-49	50+	not specified
2019	2386	24	455	906	718	234	46	3	0	0
2020	2347	24	389	954	691	247	41	1	0	0
third										
2016	1342	1	97	411	484	281	63	5	0	0
2017	1334	2	73	432	519	241	65	2	0	0
2018	1402	1	97	414	538	295	56	1	0	0
2019	1418	1	87	408	549	314	58	1	0	0
2020	1430	1	87	375	584	315	68	0	0	0
fourth										
2016	416	0	10	88	154	136	27	1	0	0
2017	462	0	4	87	180	149	39	3	0	0
2018	470	0	13	79	184	154	40	0	0	0
2019	535	0	10	97	222	168	36	2	0	0
2020	650	0	25	115	250	208	52	0	0	0
fifth and higher										
2016	229	0	3	21	78	98	29	0	0	0
2017	250	0	2	15	79	112	39	3	0	0
2018	273	0	2	21	83	121	44	2	0	0
2019	272	0	1	27	83	113	46	2	0	0
2020	355	0	3	26	125	144	54	3	0	0
not specified										
2016	1	0	0	0	0	0	1	0	0	0
2017	0	0	0	0	0	0	0	0	0	0
2018	0	0	0	0	0	0	0	0	0	0
2019	0	0	0	0	0	0	0	0	0	0
2020	0	0	0	0	0	0	0	0	0	0
<b>Urban population</b>										
<b>Born</b>										
2016	3778	129	897	1323	927	422	76	3	1	0
2017	3559	99	823	1265	914	369	86	3	0	0
2018	3566	95	749	1232	966	439	79	6	0	0
2019	3390	94	691	1119	936	452	93	5	0	0
2020	3306	105	609	1051	995	444	99	3	0	0
of them: by birth order										
first										
2016	1596	114	652	561	202	58	8	0	1	0
2017	1433	92	596	499	180	58	8	0	0	0
2018	1359	90	527	508	171	52	9	2	0	0
2019	1257	93	483	445	164	61	11	0	0	0
2020	1127	94	429	392	162	32	16	2	0	0
second										
2016	1512	15	215	620	470	170	21	1	0	0
2017	1446	7	207	583	467	143	38	1	0	0
2018	1419	5	192	564	478	158	20	2	0	0
2019	1305	1	173	488	462	147	31	3	0	0
2020	1263	11	150	492	429	155	25	1	0	0
third										
2016	490	0	25	122	189	124	28	2	0	0
2017	511	0	16	154	213	103	25	0	0	0
2018	594	0	26	138	255	145	30	0	0	0
2019	599	0	30	150	234	155	30	0	0	0
2020	624	0	25	133	281	151	34	0	0	0
fourth										
2016	123	0	4	16	46	48	9	0	0	0
2017	114	0	3	26	41	34	9	1	0	0
2018	133	0	4	15	48	53	13	0	0	0
2019	164	0	5	23	62	64	9	1	0	0

Continuation

Age of mother	Total	Including								
		< 20	20-24	25-29	30-34	35-39	40-44	45-49	50+	not specified
2020	205	0	5	30	87	71	12	0	0	0
fifth and higher										
2016	57	0	1	4	20	22	10	0	0	0
2017	55	0	1	3	13	31	6	1	0	0
2018	61	0	0	7	14	31	7	2	0	0
2019	65	0	0	13	14	25	12	1	0	0
2020	87	0	0	4	36	35	12	0	0	0
not specified										
2016	0	0	0	0	0	0	0	0	0	0
2017	0	0	0	0	0	0	0	0	0	0
2018	0	0	0	0	0	0	0	0	0	0
2019	0	0	0	0	0	0	0	0	0	0
2020	0	0	0	0	0	0	0	0	0	0
<b>Rural population</b>										
<b>Born</b>										
2016	3916	291	1090	1221	798	419	93	4	0	0
2017	3828	223	995	1178	867	438	120	7	0	0
2018	3628	211	973	1063	834	438	107	2	0	0
2019	3482	208	828	1001	878	457	107	3	0	0
2020	3573	182	804	1029	886	534	135	3	0	0
of them: by birth order										
first										
2016	1296	265	656	275	71	23	6	0	0	0
2017	1157	194	595	252	88	22	6	0	0	0
2018	1053	193	547	209	78	23	3	0	0	0
2019	1004	184	483	237	78	19	3	0	0	0
2020	970	168	480	218	69	32	3	0	0	0
second										
2016	1302	25	354	568	266	75	14	0	0	0
2017	1305	27	341	575	268	82	11	1	0	0
2018	1218	17	344	500	268	74	14	1	0	0
2019	1081	23	282	418	256	87	15	0	0	0
2020	1084	13	239	462	262	92	16	0	0	0
third										
2016	852	1	72	289	295	157	35	3	0	0
2017	823	2	57	278	306	138	40	2	0	0
2018	808	1	71	276	283	150	26	1	0	0
2019	819	1	57	258	315	159	28	1	0	0
2020	806	1	62	242	303	164	34	0	0	0
fourth										
2016	293	0	6	72	108	88	18	1	0	0
2017	348	0	1	61	139	115	30	2	0	0
2018	337	0	9	64	136	101	27	0	0	0
2019	371	0	5	74	160	104	27	1	0	0
2020	445	0	20	85	163	137	40	0	0	0
fifth and higher										
2016	172	0	2	17	58	76	19	0	0	0
2017	195	0	1	12	66	81	33	2	0	0
2018	212	0	2	14	69	90	37	0	0	0
2019	207	0	1	14	69	88	34	1	0	0
2020	268	0	3	22	89	109	42	3	0	0
not specified										
2016	1	0	0	0	0	0	1	0	0	0
2017	0	0	0	0	0	0	0	0	0	0
2018	0	0	0	0	0	0	0	0	0	0
2019	0	0	0	0	0	0	0	0	0	0
2020	0	0	0	0	0	0	0	0	0	0

**Turkistan\***

people

Age of mother	Total	Including								
		< 20	20-24	25-29	30-34	35-39	40-44	45-49	50+	not specified
Born										
2016	81456	3530	28040	25959	15322	7042	1509	49	2	3
2017	53252	2511	18478	16438	10134	4711	942	34	3	1
2018	54134	2438	18301	16542	10891	4926	1004	30	0	2
2019	55738	2566	17726	17297	11548	5364	1194	40	1	2
2020	61258	2861	17826	19002	13581	6535	1406	45	0	2
of them: by birth order										
first										
2016	24041	3060	13766	4760	1659	642	148	6	0	0
2017	14646	2173	8775	2430	839	341	87	1	0	0
2018	14530	2175	8661	2418	889	316	69	2	0	0
2019	12966	2258	8003	2007	497	165	33	3	0	0
2020	13252	2518	8052	2033	472	147	27	3	0	0
second										
2016	19473	408	10002	6747	1671	552	88	5	0	0
2017	11909	335	6818	3599	854	259	43	0	0	1
2018	11723	259	6681	3602	894	237	49	1	0	0
2019	12155	306	6778	3852	913	255	49	2	0	0
2020	12162	335	6740	3860	899	261	67	0	0	0
third										
2016	16303	0	3130	8496	3511	986	174	6	0	0
2017	11216	2	2490	5918	2186	534	84	1	1	0
2018	11513	4	2546	6023	2292	567	79	2	0	0
2019	11934	2	2497	6302	2452	586	92	3	0	0
2020	12664	8	2570	6751	2606	624	103	2	0	0
fourth										
2016	10896	0	434	4206	4345	1645	255	9	2	0
2017	8006	0	354	3405	3085	1003	154	4	1	0
2018	8399	0	377	3445	3381	1054	139	3	0	0
2019	9330	0	402	3853	3697	1189	182	7	0	0
2020	12119	0	430	4949	4947	1565	218	10	0	0
fifth and higher										
2016	8759	0	42	1124	3730	3039	802	22	0	0
2017	7455	0	31	1078	3170	2573	574	28	1	0
2018	7967	0	36	1054	3435	2752	668	22	0	0
2019	9338	0	43	1280	3983	3168	838	25	1	0
2020	11053	0	32	1406	4656	3938	991	30	0	0
not specified										
2016	1984	62	666	626	406	178	42	1	0	3
2017	20	1	10	8	0	1	0	0	0	0
2018	2	0	0	0	0	0	0	0	0	2
2019	15	0	3	3	6	1	0	0	0	2
2020	8	0	2	3	1	0	0	0	0	2
Urban population										
Born										
2016	38812	1414	12728	12763	7637	3459	784	23	1	3
2017	13391	575	4460	4101	2647	1327	270	8	3	0
2018	14225	552	4664	4347	2953	1408	290	10	0	1
2019	15431	675	4689	4863	3289	1557	343	13	1	1
2020	15984	663	4307	5102	3716	1781	398	17	0	0
of them: by birth order										
first										
2016	12538	1235	6846	2870	1078	413	92	4	0	0
2017	3701	499	2189	650	236	96	31	0	0	

Continuation

Age of mother	Total	Including								
		< 20	20-24	25-29	30-34	35-39	40-44	45-49	50+	not specified
2018	4478	485	2493	905	403	155	35	2	0	0
2019	3606	587	2189	621	146	53	8	2	0	0
2020	3594	581	2110	667	167	61	7	1	0	0
second										
2016	9605	171	4301	3675	1046	349	59	4	0	0
2017	3087	76	1648	978	269	97	19	0	0	0
2018	2983	67	1531	1006	283	78	17	1	0	0
2019	3525	88	1779	1224	324	90	19	1	0	0
2020	3169	79	1513	1142	310	95	30	0	0	0
third										
2016	8079	0	1236	4071	2019	629	123	1	0	0
2017	2812	0	532	1476	609	169	25	0	1	0
2018	2879	0	550	1494	610	195	28	2	0	0
2019	3409	0	617	1757	794	208	32	1	0	0
2020	3390	3	584	1775	784	210	33	1	0	0
fourth										
2016	4905	0	150	1652	2052	889	156	5	1	0
2017	2012	0	83	763	808	308	48	1	1	0
2018	2051	0	76	733	879	320	42	1	0	0
2019	2612	0	88	983	1059	411	69	2	0	0
2020	3326	0	95	1216	1411	513	85	6	0	0
fifth and higher										
2016	3193	0	15	352	1332	1141	345	8	0	0
2017	1779	0	8	234	725	657	147	7	1	0
2018	1833	0	14	209	778	660	168	4	0	0
2019	2271	0	14	276	963	795	215	7	1	0
2020	2505	0	5	302	1044	902	243	9	0	0
not specified										
2016	492	8	180	143	110	38	9	1	0	3
2017	0	0	0	0	0	0	0	0	0	0
2018	1	0	0	0	0	0	0	0	0	1
2019	8	0	2	2	3	0	0	0	0	1
2020	0	0	0	0	0	0	0	0	0	0
Rural population										
Born										
2016	42644	2116	15312	13196	7685	3583	725	26	1	0
2017	39861	1936	14018	12337	7487	3384	672	26	0	1
2018	39909	1886	13637	12195	7938	3518	714	20	0	1
2019	40307	1891	13037	12434	8259	3807	851	27	0	1
2020	45274	2198	13519	13900	9865	4754	1008	28	0	2
of them: by birth order										
first										
2016	11503	1825	6920	1890	581	229	56	2	0	0
2017	10945	1674	6586	1780	603	245	56	1	0	0
2018	10052	1690	6168	1513	486	161	34	0	0	0
2019	9360	1671	5814	1386	351	112	25	1	0	0
2020	9658	1937	5942	1366	305	86	20	2	0	0
second										
2016	9868	237	5701	3072	625	203	29	1	0	0
2017	8822	259	5170	2621	585	162	24	0	0	1
2018	8740	192	5150	2596	611	159	32	0	0	0
2019	8630	218	4999	2628	589	165	30	1	0	0
2020	8993	256	5227	2718	589	166	37	0	0	0
third										
2016	8224	0	1894	4425	1492	357	51	5	0	0
2017	8404	2	1958	4442	1577	365	59	1	0	0

Continuation

Age of mother	Total	Including								
		< 20	20-24	25-29	30-34	35-39	40-44	45-49	50+	not specified
2018	8634	4	1996	4529	1682	372	51	0	0	0
2019	8525	2	1880	4545	1658	378	60	2	0	0
2020	9274	5	1986	4976	1822	414	70	1	0	0
fourth										
2016	5991	0	284	2554	2293	756	99	4	1	0
2017	5994	0	271	2642	2277	695	106	3	0	0
2018	6348	0	301	2712	2502	734	97	2	0	0
2019	6718	0	314	2870	2638	778	113	5	0	0
2020	8793	0	335	3733	3536	1052	133	4	0	0
fifth and higher										
2016	5566	0	27	772	2398	1898	457	14	0	0
2017	5676	0	23	844	2445	1916	427	21	0	0
2018	6134	0	22	845	2657	2092	500	18	0	0
2019	7067	0	29	1004	3020	2373	623	18	0	0
2020	8548	0	27	1104	3612	3036	748	21	0	0
not specified										
2016	1492	54	486	483	296	140	33	0	0	0
2017	20	1	10	8	0	1	0	0	0	0
2018	1	0	0	0	0	0	0	0	0	1
2019	7	0	1	1	3	1	0	0	0	1
2020	8	0	2	3	1	0	0	0	0	2

\* Hereinafter data for 2016 for the Ontustik Kazakhstan.

## Shygys Kazakhstan

people

Age of mother	Total	Including								
		< 20	20-24	25-29	30-34	35-39	40-44	45-49	50+	not specified
<b>Born</b>										
2016	22918	850	5756	7700	5159	2745	686	20	2	0
2017	22164	737	5258	7359	5251	2770	762	25	0	2
2018	21861	703	4792	7202	5599	2811	723	31	0	0
2019	21854	634	4772	7064	5564	3017	775	28	0	0
2020	22514	645	4389	6816	6267	3512	826	38	1	20
of them: by birth order										
first										
2016	7966	790	3653	2449	757	258	57	1	1	0
2017	7067	667	3298	2130	671	236	59	5	0	1
2018	6518	619	2925	1997	700	220	53	4	0	0
2019	6432	563	2988	1958	647	222	48	6	0	0
2020	5986	593	2712	1753	664	205	51	7	1	0
second										
2016	8012	60	1798	3442	1869	705	134	4	0	0
2017	7653	66	1647	3329	1800	662	144	5	0	0
2018	7413	78	1512	3178	1909	600	130	6	0	0
2019	7019	69	1443	3054	1722	606	119	6	0	0
2020	6504	50	1331	2747	1626	630	117	3	0	0
third										
2016	4399	0	282	1398	1624	885	208	2	0	0
2017	4606	4	282	1457	1730	907	222	4	0	0
2018	4960	4	314	1589	1890	941	218	4	0	0
2019	5073	2	301	1555	1958	1025	225	7	0	0
2020	5334	1	283	1627	2139	1062	214	8	0	0
fourth										
2016	1589	0	21	324	605	492	142	5	0	0
2017	1803	0	28	348	755	518	147	7	0	0

Continuation

Age of mother	Total	Including								
		< 20	20-24	25-29	30-34	35-39	40-44	45-49	50+	not specified
2018	1906	0	35	359	756	601	148	7	0	0
2019	2100	0	31	402	843	651	167	6	0	0
2020	3144	0	56	578	1343	974	185	8	0	0
fifth and higher										
2016	948	0	1	86	303	404	145	8	1	0
2017	1027	0	1	93	294	446	189	4	0	0
2018	1056	0	2	78	344	448	174	10	0	0
2019	1224	0	6	94	393	513	215	3	0	0
2020	1508	0	3	108	487	639	259	12	0	0
not specified										
2016	4	0	1	1	1	1	0	0	0	0
2017	8	0	2	2	1	1	1	0	0	1
2018	8	2	4	1	0	1	0	0	0	0
2019	6	0	3	1	1	0	1	0	0	0
2020	38	1	4	3	8	2	0	0	0	20
Urban population										
<b>Born</b>										
2016	14656	472	3640	5113	3328	1684	405	12	2	0
2017	14161	406	3311	4938	3368	1686	438	13	0	1
2018	14201	388	3045	4814	3760	1769	408	17	0	0
2019	14158	336	3077	4774	3637	1879	442	13	0	0
2020	14487	365	2782	4576	4114	2138	466	26	1	19
of them: by birth order										
first										
2016	5556	447	2425	1842	599	202	40	0	1	0
2017	4854	372	2154	1583	517	181	43	4	0	0
2018	4591	347	1977	1483	565	176	39	4	0	0
2019	4517	301	2022	1469	508	170	43	4	0	0
2020	4173	338	1795	1306	537	154	36	6	1	0
second										
2016	5466	25	1073	2349	1391	531	93	4	0	0
2017	5255	33	1002	2318	1321	477	100	4	0	0
2018	5184	38	899	2230	1450	465	97	5	0	0
2019	4892	34	886	2136	1290	464	80	2	0	0
2020	4511	27	797	1923	1204	469	88	3	0	0
third										
2016	2559	0	130	748	970	570	139	2	0	0
2017	2786	1	140	849	1071	581	142	2	0	0
2018	3037	2	152	909	1214	620	137	3	0	0
2019	3150	1	156	925	1254	670	141	3	0	0
2020	3371	0	157	1006	1386	681	134	7	0	0
fourth										
2016	746	0	10	133	282	231	87	3	0	0
2017	875	0	13	154	355	267	83	3	0	0
2018	980	0	15	160	399	324	77	5	0	0
2019	1094	0	10	204	430	359	89	2	0	0
2020	1735	0	30	289	753	561	96	6	0	0
fifth and higher										
2016	327	0	1	41	85	150	46	3	1	0
2017	385	0	0	33	103	180	69	0	0	0
2018	407	0	1	32	132	184	58	0	0	0
2019	503	0	2	40	154	216	89	2	0	0
2020	664	0	1	49	227	271	112	4	0	0
not specified										
2016	2	0	1	0	1	0	0	0	0	0
2017	6	0	2	1	1	0	1	0	0	1

Age of mother	Total	Including								
		< 20	20-24	25-29	30-34	35-39	40-44	45-49	50+	not specified
2018	2	1	1	0	0	0	0	0	0	0
2019	2	0	1	0	1	0	0	0	0	0
2020	33	0	2	3	7	2	0	0	0	19
<b>Rural population</b>										
<b>Born</b>										
2016	8262	378	2116	2587	1831	1061	281	8	0	0
2017	8003	331	1947	2421	1883	1084	324	12	0	1
2018	7660	315	1747	2388	1839	1042	315	14	0	0
2019	7696	298	1695	2290	1927	1138	333	15	0	0
2020	8027	280	1607	2240	2153	1374	360	12	0	1
of them: by birth order										
first										
2016	2410	343	1228	607	158	56	17	1	0	0
2017	2213	295	1144	547	154	55	16	1	0	1
2018	1927	272	948	514	135	44	14	0	0	0
2019	1915	262	966	489	139	52	5	2	0	0
2020	1813	255	917	447	127	51	15	1	0	0
second										
2016	2546	35	725	1093	478	174	41	0	0	0
2017	2398	33	645	1011	479	185	44	1	0	0
2018	2229	40	613	948	459	135	33	1	0	0
2019	2127	35	557	918	432	142	39	4	0	0
2020	1993	23	534	824	422	161	29	0	0	0
third										
2016	1840	0	152	650	654	315	69	0	0	0
2017	1820	3	142	608	659	326	80	2	0	0
2018	1923	2	162	680	676	321	81	1	0	0
2019	1923	1	145	630	704	355	84	4	0	0
2020	1963	1	126	621	753	381	80	1	0	0
fourth										
2016	843	0	11	191	323	261	55	2	0	0
2017	928	0	15	194	400	251	64	4	0	0
2018	926	0	20	199	357	277	71	2	0	0
2019	1006	0	21	198	413	292	78	4	0	0
2020	1409	0	26	289	590	413	89	2	0	0
fifth and higher										
2016	621	0	0	45	218	254	99	5	0	0
2017	642	0	1	60	191	266	120	4	0	0
2018	649	0	1	46	212	264	116	10	0	0
2019	721	0	4	54	239	297	126	1	0	0
2020	844	0	2	59	260	368	147	8	0	0
not specified										
2016	2	0	0	1	0	1	0	0	0	0
2017	2	0	0	1	0	1	0	0	0	0
2018	6	1	3	1	0	1	0	0	0	0
2019	4	0	2	1	0	0	1	0	0	0
2020	5	1	2	0	1	0	0	0	0	1

## Nur-Sultan city

people

Age of mother	Total	Including								
		< 20	20-24	25-29	30-34	35-39	40-44	45-49	50+	not specified
Born										
2016	27845	440	5972	10529	6895	3201	762	41	3	2
2017	28276	410	5750	10329	7403	3468	866	46	3	1
2018	29181	406	5597	10387	8050	3748	928	58	7	0
2019	28736	315	4886	10092	8281	4052	1030	67	12	1
2020	29565	300	4883	9920	8897	4383	1087	89	6	0
of them: by birth order										
first										
2016	9826	393	3759	3761	1335	449	110	17	2	0
2017	9354	363	3634	3564	1220	433	122	16	2	0
2018	9368	362	3535	3582	1318	427	123	15	6	0
2019	8832	284	3122	3480	1369	422	126	26	3	0
2020	8599	261	3072	3264	1382	477	107	33	3	0
second										
2016	9274	45	1817	4282	2215	763	144	7	0	1
2017	9345	46	1747	4222	2396	776	153	5	0	0
2018	9258	42	1655	4094	2450	823	182	11	1	0
2019	8869	29	1413	3946	2446	827	192	13	2	1
2020	8688	39	1424	3756	2459	793	201	16	0	0
third										
2016	5686	1	335	1877	2197	1050	220	6	0	0
2017	6157	1	329	1986	2458	1132	244	6	1	0
2018	6651	2	359	2100	2729	1196	250	15	0	0
2019	6718	2	312	2003	2789	1319	282	9	2	0
2020	6873	0	322	2060	2903	1285	285	17	1	0
fourth										
2016	2168	0	45	483	854	614	170	2	0	0
2017	2417	0	37	461	992	735	180	12	0	0
2018	2786	0	43	506	1154	869	203	11	0	0
2019	3000	0	36	545	1197	970	241	8	3	0
2020	3732	0	59	702	1565	1123	275	8	0	0
fifth and higher										
2016	844	0	6	109	285	318	116	9	1	0
2017	999	0	2	94	337	392	167	7	0	0
2018	1117	0	4	105	399	433	170	6	0	0
2019	1315	0	3	117	480	513	189	11	2	0
2020	1667	0	5	135	588	703	219	15	2	0
not specified										
2016	47	1	10	17	9	7	2	0	0	1
2017	4	0	1	2	0	0	0	0	0	1
2018	1	0	1	0	0	0	0	0	0	0
2019	2	0	0	1	0	1	0	0	0	0
2020	6	0	1	3	0	2	0	0	0	0



# Almaty city

people

Age of mother	Total	Including								
		< 20	20-24	25-29	30-34	35-39	40-44	45-49	50+	not specified
Born										
2016	31704	613	6134	11546	8219	4069	1038	77	8	0
2017	31423	549	5837	11266	8299	4257	1125	76	14	0
2018	33259	517	6119	11567	9180	4616	1165	87	8	0
2019	34308	535	6105	11863	9729	4755	1229	71	21	0
2020	35526	540	5890	11878	10416	5292	1409	93	8	0
of them: by birth order										
first										
2016	15192	557	4402	5776	2875	1224	322	33	3	0
2017	12448	498	3934	4791	2081	856	260	23	5	0
2018	13413	463	4188	5140	2388	986	211	31	6	0
2019	14180	507	4281	5406	2669	1015	271	27	4	0
2020	15188	497	4234	5638	3208	1242	320	44	5	0
second										
2016	8937	56	1495	3881	2359	916	213	15	2	0
2017	9900	51	1622	4205	2696	1080	219	23	4	0
2018	9841	54	1639	4057	2801	1051	214	23	2	0
2019	9552	28	1483	3971	2791	1026	233	16	4	0
2020	9109	43	1377	3717	2696	1039	224	12	1	0
third										
2016	5079	0	209	1502	2037	1080	241	9	1	0
2017	5958	0	254	1777	2341	1247	317	19	3	0
2018	6537	0	256	1905	2689	1358	316	13	0	0
2019	6577	0	299	1905	2690	1360	306	10	7	0
2020	6392	0	238	1837	2644	1323	333	16	1	0
fourth										
2016	1841	0	20	333	730	600	145	11	2	0
2017	2302	0	26	411	918	737	197	11	2	0
2018	2473	0	33	381	975	819	254	11	0	0
2019	2707	0	38	469	1138	821	225	12	4	0
2020	3242	0	36	558	1325	1036	278	9	0	0
fifth and higher										
2016	644	0	7	46	217	249	116	9	0	0
2017	814	0	1	82	262	337	132	0	0	0
2018	995	0	3	84	327	402	170	9	0	0
2019	1292	0	4	112	441	533	194	6	2	0
2020	1595	0	5	128	543	652	254	12	1	0
not specified										
2016	11	0	1	8	1	0	1	0	0	0
2017	1	0	0	0	1	0	0	0	0	0
2018	0	0	0	0	0	0	0	0	0	0
2019	0	0	0	0	0	0	0	0	0	0
2020	0	0	0	0	0	0	0	0	0	0

## Shymkent city

people

Age of mother	Total	Including								
		< 20	20-24	25-29	30-34	35-39	40-44	45-49	50+	not specified
Born										
2016	-	-	-	-	-	-	-	-	-	-
2017	25738	833	7901	8691	5383	2368	541	19	1	1
2018	27000	865	8199	8943	5976	2479	518	19	1	0
2019	28545	977	8406	9306	6269	2928	628	29	1	1
2020	31712	999	8598	10158	7600	3538	785	29	4	1
of them: by birth order										
first										
2016	-	-	-	-	-	-	-	-	-	-
2017	7032	720	4129	1617	400	134	31	0	0	1
2018	7256	760	4256	1617	450	140	30	3	0	0
2019	7685	882	4510	1692	409	150	38	3	1	0
2020	7824	885	4604	1668	479	151	33	3	1	0
second										
2016	-	-	-	-	-	-	-	-	-	-
2017	6824	111	2875	2683	830	272	52	0	1	0
2018	7113	104	3040	2707	922	269	66	5	0	0
2019	7070	93	2951	2787	850	314	72	3	0	0
2020	7259	108	2993	2886	917	291	59	5	0	0
third										
2016	-	-	-	-	-	-	-	-	-	-
2017	5932	2	799	2926	1646	458	96	5	0	0
2018	6311	1	811	3146	1761	510	79	2	1	0
2019	6456	2	847	3110	1856	544	94	3	0	0
2020	7019	5	852	3424	2034	568	128	8	0	0
fourth										
2016	-	-	-	-	-	-	-	-	-	-
2017	3697	0	90	1187	1619	665	133	3	0	0
2018	3824	0	79	1182	1775	670	116	2	0	0
2019	4284	0	96	1364	1897	793	127	7	0	0
2020	5665	0	136	1763	2558	1052	152	3	1	0
fifth and higher										
2016	-	-	-	-	-	-	-	-	-	-
2017	2247	0	5	276	888	838	229	11	0	0
2018	2496	0	13	291	1068	890	227	7	0	0
2019	3048	0	2	353	1256	1127	297	13	0	0
2020	3921	0	8	403	1610	1475	413	10	2	0
not specified										
2016	-	-	-	-	-	-	-	-	-	-
2017	6	0	3	2	0	1	0	0	0	0
2018	0	0	0	0	0	0	0	0	0	0
2019	2	0	0	0	1	0	0	0	0	1
2020	24	1	5	14	2	1	0	0	0	1

## 6.2 Fertility rates by age groups

	15-49	Age groups of mothers						
		15-19	20-24	25-29	30-34	35-39	40-44	45-49
Total								
Republic of Kazakhstan								
2016	88.13	28.13	162.32	162.00	119.67	68.65	17.17	0.88
2017	85.92	24.92	159.04	159.38	118.20	69.17	17.96	0.90
2018	87.64	23.92	164.52	164.62	122.88	71.87	18.59	0.91
2019	88.63	23.20	166.31	172.71	124.23	74.50	20.28	1.03
2020	93.94	22.92	170.39	186.88	136.86	84.44	22.92	1.15
Akmola								
2016	69.18	26.08	126.71	146.43	97.88	54.05	13.74	0.32
2017	69.64	24.91	123.03	144.90	105.58	56.59	15.11	0.52
2018	71.04	21.61	126.95	150.33	108.66	60.24	15.32	0.72
2019	70.86	21.60	127.82	145.78	113.37	62.91	17.40	0.64
2020	72.95	18.13	132.64	150.45	121.30	68.61	18.44	1.37
Aktobe								
2016	88.97	25.90	150.61	152.64	125.26	76.72	17.26	1.05
2017	86.61	21.33	151.61	145.84	121.52	79.13	19.47	0.78
2018	89.11	17.74	164.70	146.09	131.01	80.44	20.91	0.56
2019	93.56	18.06	170.40	163.59	135.62	83.18	22.88	1.00
2020	97.50	18.38	165.88	177.22	140.53	97.38	27.88	0.81
Almaty								
2016	104.67	35.03	202.11	200.80	137.27	79.59	20.28	1.21
2017	103.42	29.77	198.44	207.71	140.10	81.70	20.68	1.23
2018	105.08	28.76	201.29	219.49	148.84	84.36	22.28	1.09
2019	106.14	27.35	204.56	229.09	154.48	89.15	24.88	1.00
2020	115.05	26.72	208.43	253.22	180.81	106.32	28.69	1.21
Atyrau								
2016	112.06	35.11	199.58	203.77	147.25	93.67	25.46	1.13
2017	109.87	30.99	191.74	202.13	148.71	91.71	28.42	1.48
2018	113.20	28.21	193.74	210.98	160.59	99.34	27.15	0.80
2019	112.23	25.96	192.80	220.55	158.25	96.02	28.56	1.69
2020	118.22	24.96	195.61	237.17	174.06	107.48	31.78	1.50
Batys Kazakhstan								
2016	81.94	26.18	144.38	158.52	114.32	67.08	15.54	0.52
2017	80.79	20.59	143.30	155.55	115.02	70.38	15.48	0.81
2018	82.76	20.94	142.03	162.48	123.70	70.16	16.88	0.67
2019	83.86	18.71	144.40	170.23	122.52	75.14	18.34	0.65
2020	88.09	15.79	150.28	180.15	134.56	82.41	21.69	0.58
Zhambyl								
2016	105.59	41.14	211.88	200.27	141.11	79.52	18.39	0.71
2017	101.01	35.47	204.30	198.70	135.97	77.18	19.32	0.55
2018	104.71	36.64	213.14	206.98	145.24	83.13	21.24	0.84
2019	105.27	33.73	214.41	213.74	151.44	85.56	21.61	1.00
2020	114.30	33.25	216.11	240.26	176.11	100.22	25.71	1.26
Karagandy								
2016	67.92	24.07	126.60	134.04	94.30	51.94	12.02	0.50
2017	65.50	20.48	122.77	129.73	92.55	52.20	13.11	0.60
2018	67.12	20.42	126.37	133.97	98.49	54.84	13.21	0.53
2019	68.24	19.91	125.00	139.79	102.04	58.56	15.44	0.71
2020	70.21	17.67	127.97	149.24	105.90	63.34	16.79	0.85
Kostanai								
2016	54.37	24.60	105.15	98.63	73.46	42.71	9.56	0.72
2017	52.85	20.14	101.06	98.62	74.32	42.94	9.70	0.50
2018	53.19	18.63	104.13	99.64	75.42	45.98	10.29	0.56
2019	53.17	18.48	107.83	102.04	75.33	45.19	11.81	0.64
2020	55.09	19.07	105.80	108.83	79.41	52.27	13.01	0.34
Kyzylorda								

Continuation

	15-49	Age groups of mothers						
		15-19	20-24	25-29	30-34	35-39	40-44	45-49
2016	102.77	21.71	180.01	201.28	147.98	92.34	25.26	0.96
2017	101.20	19.39	170.26	203.30	150.92	91.33	23.68	0.87
2018	102.91	20.75	176.39	205.75	149.37	96.16	26.68	0.71
2019	103.90	18.95	184.81	215.17	154.41	92.86	27.53	0.93
2020	116.87	19.82	194.28	239.61	186.43	116.32	33.12	1.55
Mangystau								
2016	123.88	42.25	224.51	217.21	160.95	99.33	26.89	1.38
2017	120.46	39.81	218.43	216.52	156.94	97.49	28.32	1.19
2018	122.38	35.04	226.73	228.25	160.53	100.91	27.74	1.89
2019	124.12	33.98	226.69	240.99	166.71	104.79	29.33	1.92
2020	129.63	33.14	231.60	249.49	186.96	118.28	31.04	1.23
Pavlodar								
2016	65.36	25.18	116.82	132.18	96.97	49.33	13.11	0.66
2017	63.66	22.08	114.72	125.71	97.35	53.57	12.96	0.62
2018	63.93	18.47	119.04	128.50	96.21	57.93	14.25	0.44
2019	63.42	18.24	117.38	135.46	93.55	58.47	14.58	0.67
2020	65.66	18.05	120.24	134.42	104.83	64.99	16.10	0.67
Soltustik Kazakhstan								
2016	58.15	26.19	109.30	135.24	83.47	42.17	8.56	0.42
2017	57.00	20.54	105.78	135.72	87.70	40.48	10.49	0.53
2018	56.57	19.55	105.40	132.84	90.54	44.27	9.54	0.43
2019	55.04	19.15	98.44	126.32	94.07	46.55	10.33	0.44
2020	56.09	17.95	96.01	125.95	102.51	50.66	12.28	0.32
Turkistan*								
2016	117.67	31.81	241.64	219.64	148.19	80.21	18.48	0.69
2017	118.65	30.99	246.42	246.49	152.79	82.41	17.64	0.75
2018	122.43	30.84	262.81	252.61	162.57	85.15	18.80	0.60
2019	126.73	31.97	275.81	262.42	172.39	91.54	22.23	0.82
2020	138.10	33.39	287.01	286.24	207.27	109.62	26.07	0.89
Shygys Kazakhstan								
2016	67.16	22.98	123.91	128.55	98.09	55.31	13.91	0.47
2017	66.29	20.48	123.92	127.74	97.88	56.32	15.55	0.54
2018	66.65	19.52	121.86	133.27	102.16	57.59	14.93	0.67
2019	67.87	17.23	129.67	141.19	100.03	62.38	16.22	0.60
2020	71.13	17.00	126.33	149.48	111.84	72.77	17.54	0.84
Nur-Sultan city								
2016	103.57	18.71	165.25	179.82	134.29	79.59	23.77	1.63
2017	97.97	14.99	148.57	174.45	131.11	79.77	25.05	1.70
2018	97.97	15.07	141.51	180.23	133.37	81.13	25.23	2.14
2019	93.91	11.69	123.97	181.94	130.06	82.34	26.25	2.47
2020	94.05	10.71	125.71	185.40	134.59	83.37	26.07	2.83
Almaty city								
2016	60.04	13.50	71.78	95.88	93.24	57.37	16.54	1.55
2017	58.27	12.77	72.78	90.36	86.81	57.27	17.49	1.57
2018	60.47	12.31	82.12	93.11	87.18	58.76	17.66	1.60
2019	61.21	12.39	88.31	99.64	83.93	56.87	18.01	1.50
2020	62.07	11.82	91.37	105.83	82.47	59.26	19.78	1.60
Shymkent city								
2016	-	-	-	-	-	-	-	-
2017	105.30	27.35	216.07	175.28	131.49	74.25	18.82	0.76
2018	104.99	24.34	212.38	183.14	134.90	74.04	17.59	0.74
2019	106.76	25.44	204.00	197.74	132.22	82.63	20.76	1.09
2020	117.16	27.04	208.97	224.87	151.56	93.34	25.25	1.17
Urban population								
Republic of Kazakhstan								
2016	84.31	25.21	148.87	147.45	116.74	66.20	17.15	0.96

	15-49	Age groups of mothers						
		15-19	20-24	25-29	30-34	35-39	40-44	45-49
2017	83.11	22.38	149.34	145.39	115.45	67.80	18.11	0.99
2018	84.93	21.08	154.98	150.88	119.64	70.63	18.24	1.09
2019	85.90	20.61	155.62	161.08	118.52	73.14	19.97	1.18
2020	89.12	19.91	155.20	174.69	124.78	79.95	22.31	1.28
Akmola								
2016	77.03	26.00	141.18	154.31	107.58	58.00	15.87	0.34
2017	76.99	23.27	143.90	144.64	118.57	59.83	17.57	0.42
2018	76.85	20.10	141.13	153.75	118.28	61.26	16.14	0.84
2019	78.31	19.76	146.24	156.62	123.63	64.84	19.13	0.84
2020	80.01	17.94	146.41	168.99	126.05	71.73	19.19	1.25
Aktobe								
2016	91.31	30.07	159.95	144.12	126.54	76.89	17.91	1.11
2017	91.62	24.45	166.65	145.90	125.31	80.71	20.54	0.95
2018	92.43	18.90	177.39	143.19	133.78	81.56	21.78	0.73
2019	96.63	20.01	182.54	161.97	134.61	85.53	23.08	1.18
2020	99.32	18.53	172.01	177.88	135.90	99.02	28.35	0.92
Almaty								
2016	107.67	37.00	213.45	211.47	145.94	78.67	20.75	0.97
2017	113.27	33.38	222.56	234.59	162.99	84.74	21.99	1.56
2018	117.03	31.06	242.66	251.41	176.41	89.71	22.60	1.95
2019	123.94	30.27	257.95	280.00	193.62	101.57	26.07	0.59
2020	130.17	27.99	241.94	316.81	214.02	116.66	29.96	1.20
Atyrau								
2016	117.33	40.15	218.33	211.50	148.49	90.87	25.87	1.45
2017	112.21	33.05	204.96	201.14	146.90	91.64	29.30	1.77
2018	114.57	28.76	206.03	209.48	158.68	98.84	26.06	0.74
2019	113.56	24.43	198.39	227.81	157.69	95.03	25.78	1.96
2020	115.26	24.76	195.12	238.21	164.77	99.74	30.88	1.66
Batys Kazakhstan								
2016	86.21	25.70	144.34	165.16	117.81	65.65	15.47	0.74
2017	85.31	19.17	150.69	158.98	118.19	71.69	15.24	0.82
2018	87.95	20.77	148.80	166.17	131.25	71.54	15.97	1.00
2019	87.56	19.10	151.66	172.58	124.14	74.11	18.96	0.82
2020	91.03	14.90	152.70	182.12	138.40	81.91	20.81	0.54
Zhambyl								
2016	101.22	32.01	192.05	198.48	149.41	80.51	19.61	0.74
2017	100.62	26.83	202.54	199.63	149.69	81.05	18.95	0.47
2018	109.04	29.45	221.55	220.18	167.05	89.49	21.74	0.87
2019	114.03	27.77	227.60	238.06	177.51	98.46	24.29	1.28
2020	126.35	30.05	233.32	273.40	203.54	118.42	28.25	1.48
Karagandy								
2016	67.28	23.89	127.15	128.89	92.30	50.23	11.33	0.52
2017	64.25	20.32	121.95	123.81	89.66	50.18	12.66	0.59
2018	66.19	20.10	126.42	128.52	96.98	52.80	12.76	0.47
2019	66.81	19.23	123.49	134.60	99.33	56.37	14.79	0.78
2020	68.33	16.95	125.46	147.21	100.10	59.79	16.17	0.80
Kostanai								
2016	56.78	22.09	110.91	94.58	77.96	43.33	10.51	0.67
2017	55.28	17.03	104.15	96.63	77.30	45.23	10.06	0.43
2018	55.92	14.14	111.62	98.34	78.41	48.50	9.56	0.55
2019	55.78	15.33	113.24	101.86	77.57	48.25	11.55	0.70
2020	57.07	17.36	110.66	112.62	74.99	54.80	13.80	0.35
Kyzylorda								
2016	109.97	22.56	192.13	218.94	161.11	95.65	25.99	1.12
2017	107.56	21.07	182.22	222.69	158.69	90.95	24.39	0.84
2018	110.80	20.92	186.93	223.41	166.23	102.18	27.44	1.01

Continuation

	15-49	Age groups of mothers						
		15-19	20-24	25-29	30-34	35-39	40-44	45-49
2019	115.55	19.44	201.68	238.41	175.63	106.40	29.61	1.11
2020	126.03	17.11	197.42	262.65	210.31	126.16	34.13	1.54
Mangystau								
2016	132.26	40.10	245.52	254.91	180.46	101.99	29.08	1.79
2017	142.21	41.15	267.41	286.36	192.50	112.73	31.13	1.68
2018	138.91	36.41	267.25	293.96	187.02	114.25	28.65	3.03
2019	129.85	29.86	233.59	286.90	186.79	108.88	31.16	2.40
2020	136.73	26.53	234.57	301.64	210.64	124.80	34.18	1.31
Pavlodar								
2016	62.11	23.25	110.66	121.87	92.16	47.02	11.96	0.69
2017	60.32	19.34	109.30	115.77	92.30	50.68	11.74	0.69
2018	60.96	16.43	114.34	121.66	90.32	55.00	12.49	0.49
2019	60.94	16.52	114.72	130.11	87.96	55.55	13.20	0.54
2020	61.46	16.18	111.56	129.09	94.11	60.14	15.43	0.55
Soltustik Kazakhstan								
2016	59.08	21.95	105.25	104.33	85.44	44.93	8.75	0.50
2017	55.83	17.18	101.24	101.88	82.69	38.50	9.76	0.38
2018	56.26	16.84	94.82	105.94	83.98	45.13	8.86	0.74
2019	53.90	16.43	92.21	105.32	77.97	45.81	10.31	0.64
2020	52.89	17.83	85.49	108.55	80.70	43.78	10.96	0.36
Turkistan*								
2016	120.16	31.83	252.46	210.09	154.50	82.09	19.83	0.66
2017	165.58	38.51	394.69	374.52	240.19	120.48	24.44	1.04
2018	181.61	37.99	439.96	414.28	274.68	131.99	26.95	0.95
2019	197.21	45.85	447.88	463.72	301.23	150.07	31.91	1.33
2020	198.95	41.66	390.06	481.05	334.01	172.39	36.85	1.62
Shygys Kazakhstan								
2016	66.84	23.79	125.57	111.46	95.80	53.74	13.35	0.50
2017	65.26	20.72	126.97	110.30	92.60	53.69	14.43	0.46
2018	66.03	19.48	125.53	114.94	97.64	56.12	13.46	0.59
2019	66.65	16.49	134.81	126.29	89.19	59.37	14.66	0.46
2020	69.06	17.43	128.64	138.99	95.65	66.77	15.55	0.93
Nur-Sultan city								
2016	103.57	18.71	165.25	179.82	134.29	79.59	23.77	1.63
2017	97.97	14.99	148.57	174.45	131.11	79.77	25.05	1.70
2018	97.97	15.07	141.51	180.23	133.37	81.13	25.23	2.14
2019	93.91	11.69	123.97	181.94	130.06	82.34	26.25	2.47
2020	94.05	10.71	125.71	185.40	134.59	83.37	26.07	2.83
Almaty city								
2016	60.04	13.50	71.78	95.88	93.24	57.37	16.54	1.55
2017	58.27	12.77	72.78	90.36	86.81	57.27	17.49	1.57
2018	60.47	12.31	82.12	93.11	87.18	58.76	17.66	1.60
2019	61.21	12.39	88.31	99.64	83.93	56.87	18.01	1.50
2020	62.07	11.82	91.37	105.83	82.47	59.26	19.78	1.60
Shymkent city								
2016	-	-	-	-	-	-	-	-
2017	105.30	27.35	216.07	175.28	131.49	74.25	18.82	0.76
2018	104.99	24.34	212.38	183.14	134.90	74.04	17.59	0.74
2019	106.76	25.44	204.00	197.74	132.22	82.63	20.76	1.09
2020	117.16	27.04	208.97	224.87	151.56	93.34	25.25	1.17
Rural population								
Republic of Kazakhstan								
2016	93.83	31.15	180.75	189.88	124.40	72.43	17.20	0.76
2017	90.27	27.65	172.31	187.67	122.86	71.36	17.73	0.76
2018	91.87	27.01	177.61	192.13	128.59	73.87	19.12	0.62
2019	92.96	26.04	181.46	195.17	134.98	76.75	20.77	0.80
2020	101.67	26.19	192.19	209.11	161.36	92.10	23.89	0.95

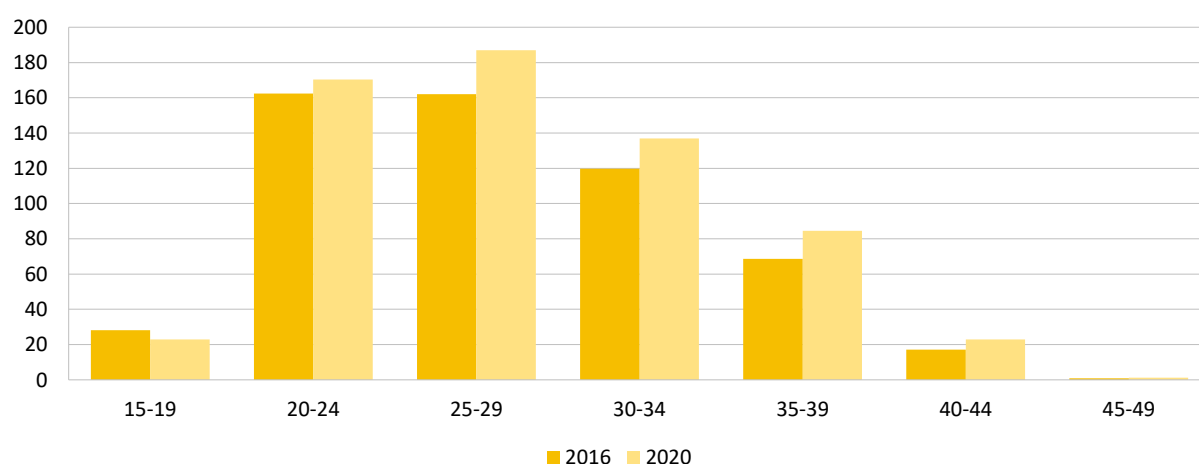
	15-49	Age groups of mothers						
		15-19	20-24	25-29	30-34	35-39	40-44	45-49
Akmola								
2016	61.83	26.13	114.29	137.04	88.20	50.37	11.74	0.31
2017	62.78	26.14	106.04	145.21	92.65	53.59	12.84	0.62
2018	65.69	22.74	115.73	146.44	98.93	59.30	14.56	0.62
2019	64.07	22.95	113.03	134.63	102.61	61.12	15.84	0.46
2020	66.50	18.27	121.26	132.92	116.09	65.67	17.78	1.48
Aktobe								
2016	84.67	20.76	135.60	173.45	122.70	76.39	16.11	0.95
2017	73.99	16.04	121.76	145.66	110.59	74.94	16.89	0.38
2018	80.47	15.65	139.70	156.40	122.56	77.32	18.76	0.13
2019	85.38	14.49	145.81	169.03	138.93	76.40	22.39	0.52
2020	92.59	18.09	152.94	175.22	157.39	92.44	26.63	0.53
Almaty								
2016	103.73	34.47	198.66	197.45	134.66	79.89	20.12	1.30
2017	100.43	28.76	191.60	199.60	133.59	80.77	20.26	1.11
2018	101.66	28.14	190.50	210.48	141.56	82.81	22.18	0.80
2019	101.27	26.57	191.22	215.56	144.70	85.77	24.53	1.13
2020	111.01	26.38	199.97	237.04	172.59	103.64	28.33	1.21
Atyrau								
2016	106.90	31.33	184.51	195.36	145.86	96.68	25.06	0.81
2017	107.14	29.09	179.39	203.41	151.15	91.80	27.37	1.13
2018	111.62	27.68	182.42	212.83	163.16	99.98	28.44	0.88
2019	110.54	27.53	187.02	211.21	159.09	97.44	32.33	1.35
2020	121.94	25.17	196.11	235.91	187.62	118.52	33.00	1.30
Batys Kazakhstan								
2016	77.02	26.59	144.43	149.36	109.67	68.80	15.62	0.30
2017	75.42	21.88	135.48	150.61	110.67	68.74	15.76	0.80
2018	76.46	21.10	135.09	157.05	113.22	68.33	17.96	0.31
2019	79.37	18.36	137.10	166.88	120.25	76.57	17.59	0.45
2020	84.53	16.55	147.85	177.57	129.03	83.12	22.81	0.64
Zhambyl								
2016	108.75	46.63	225.59	201.59	135.46	78.78	17.40	0.68
2017	101.28	40.52	205.41	198.01	126.92	74.39	19.61	0.61
2018	101.75	40.80	208.14	197.41	131.01	78.68	20.86	0.82
2019	99.37	37.14	206.61	196.70	134.23	76.80	19.61	0.77
2020	106.24	35.07	205.65	217.98	157.51	88.15	23.85	1.08
Karagandy								
2016	70.71	24.61	124.55	163.70	104.28	59.74	15.12	0.44
2017	70.96	20.99	125.76	164.32	107.28	61.73	15.11	0.67
2018	71.21	21.36	126.16	164.44	106.34	64.65	15.23	0.80
2019	74.51	21.96	130.27	166.28	116.77	69.35	18.29	0.38
2020	78.55	19.88	136.89	158.64	139.72	81.23	19.57	1.06
Kostanai								
2016	51.46	26.61	98.86	105.25	67.47	41.97	8.46	0.78
2017	49.85	22.70	97.77	101.99	70.17	40.12	9.28	0.58
2018	49.73	22.51	96.14	101.83	70.97	42.80	11.16	0.59
2019	49.39	21.61	101.33	102.37	71.25	40.66	12.15	0.57
2020	52.16	20.83	99.86	102.47	88.22	48.32	11.90	0.32
Kyzylorda								
2016	96.93	21.16	171.04	186.38	136.92	89.48	24.61	0.81
2017	96.04	18.32	161.42	186.96	144.39	91.66	23.04	0.89
2018	96.48	20.64	168.72	190.52	135.36	90.94	25.99	0.43
2019	94.49	18.64	172.44	195.59	136.93	81.31	25.69	0.76
2020	109.46	21.63	191.95	220.50	166.66	107.87	32.24	1.56
Mangystau								

Continuation

	15-49	Age groups of mothers						
		15-19	20-24	25-29	30-34	35-39	40-44	45-49
2016	117.95	43.48	212.52	191.98	146.79	97.31	24.99	1.01
2017	105.97	39.07	192.29	174.26	132.51	86.56	26.07	0.75
2018	111.86	34.27	206.17	191.45	143.05	91.81	27.06	0.93
2019	120.51	36.34	223.20	215.89	153.65	102.05	28.02	1.51
2020	125.11	37.08	230.02	221.05	171.45	113.85	28.81	1.16
Pavlodar								
2016	74.35	28.69	131.12	168.50	112.08	55.88	16.39	0.56
2017	72.95	27.14	126.97	160.44	113.63	61.92	16.37	0.43
2018	72.16	22.26	129.36	151.10	115.79	66.53	19.16	0.29
2019	70.23	21.43	123.07	151.83	112.83	67.21	18.39	1.05
2020	77.17	21.54	138.66	149.55	143.28	79.75	17.96	1.02
Soltustuk azakhstan								
2016	57.27	28.64	112.87	199.20	81.29	39.72	8.41	0.36
2017	58.13	22.48	109.87	210.98	93.67	42.31	11.08	0.64
2018	56.88	21.07	115.29	188.26	99.56	43.44	10.12	0.19
2019	56.20	20.70	104.31	162.55	120.63	47.30	10.35	0.30
2020	59.42	18.03	105.89	150.60	147.19	58.28	13.47	0.29
Turkistan*								
2016	115.49	31.80	233.32	229.74	142.40	78.48	17.22	0.71
2017	108.34	29.29	220.13	221.34	135.37	73.33	15.87	0.67
2018	109.69	29.23	230.99	221.76	141.14	74.56	16.74	0.51
2019	111.48	28.85	242.32	224.33	147.30	78.94	19.80	0.69
2020	124.64	31.50	264.73	249.20	181.35	96.46	23.37	0.70
Shygys Kazakhstan								
2016	67.74	22.04	121.16	184.45	102.55	57.99	14.81	0.44
2017	68.19	20.19	119.06	188.56	108.98	60.95	17.39	0.66
2018	67.82	19.57	115.96	196.42	112.83	60.27	17.39	0.78
2019	70.22	18.16	121.27	187.23	129.80	68.08	18.87	0.86
2020	75.18	16.47	122.51	176.77	165.44	84.60	21.04	0.68

## Fertility rates by age groups

number of births per 1000 women





### 6.3 Mean age of mothers at birth

ages

	Total population					Urban population					Rural population				
	2016	2017	2018	2019	2020	2016	2017	2018	2019	2020	2016	2017	2018	2019	2020
<b>Republic of Kazakhstan</b>	28.3	28.6	28.7	28.9	29.3	28.6	28.8	29.0	29.2	29.6	27.9	28.2	28.3	28.5	28.9
Akmola	28.3	28.7	28.9	29.1	29.4	28.5	28.8	29.0	29.2	29.5	28.1	28.5	28.7	29.0	29.3
Aktobe	28.4	28.8	29.0	29.2	29.7	28.5	28.8	29.1	29.3	29.8	28.4	28.7	28.7	29.0	29.3
Almaty	28.3	28.6	28.9	29.1	29.5	28.3	28.7	28.9	29.0	29.5	28.3	28.6	28.9	29.1	29.5
Atyrau	28.4	28.8	28.9	29.1	29.4	28.5	29.1	29.1	29.3	29.7	28.3	28.5	28.7	28.8	29.2
Batys Kazakhstan	28.4	28.7	28.9	29.2	29.5	28.5	28.8	29.1	29.3	29.8	28.2	28.5	28.7	28.9	29.2
Zhambyl	27.7	27.9	28.1	28.3	28.7	28.2	28.3	28.5	28.8	29.0	27.4	27.6	27.8	27.9	28.4
Karagandy	28.3	28.6	28.8	29.1	29.3	28.4	28.7	28.9	29.2	29.4	28.2	28.4	28.5	28.7	29.1
Kostanai	28.3	28.7	29.0	29.0	29.4	28.5	28.9	29.2	29.4	29.7	28.0	28.3	28.6	28.5	29.0
Kyzylorda	28.5	28.6	28.7	28.9	29.4	28.7	28.7	29.0	29.2	29.7	28.4	28.6	28.5	28.6	29.0
Mangystau	28.3	28.5	28.6	28.8	29.1	28.6	28.8	29.0	29.3	29.6	28.0	28.2	28.4	28.5	28.8
Pavlodar	28.7	29.0	29.3	29.4	29.7	28.8	29.2	29.5	29.5	29.9	28.3	28.6	29.0	29.1	29.3
Soltustik Kazakhstan	28.2	28.6	28.7	29.1	29.4	28.7	28.8	29.1	29.4	29.6	27.8	28.4	28.4	28.8	29.1
Turkistan*	27.4	27.4	27.6	27.8	28.1	27.7	27.7	27.9	28.0	28.4	27.2	27.3	27.5	27.7	28.0
Shygys Kazakhstan	28.7	29.0	29.2	29.3	30.4	28.7	29.0	29.2	29.3	30.7	28.7	29.1	29.2	29.4	30.0
Nur-Sultan city	29.1	29.4	29.6	30.0	30.2	29.1	29.4	29.6	30.0	30.2	-	-	-	-	-
Almaty city	29.5	29.6	29.8	29.8	30.1	29.5	29.6	29.8	29.8	30.1	-	-	-	-	-
Shymkent city	-	28.0	28.0	28.2	28.5	-	28.0	28.0	28.2	28.5	-	-	-	-	-

### 6.4 Births to unmarried women

	Number of births. People														
	total population					urban population					rural population				
	2016	2017	2018	2019	2020	2016	2017	2018	2019	2020	2016	2017	2018	2019	2020
<b>Republic of Kazakhstan</b>	53350	50708	49499	48863	51998	30760	30628	30119	30519	32160	22590	20080	19380	18344	19838
Akmola	2377	2271	2253	2130	2140	1216	1188	1082	1112	1062	1161	1083	1171	1018	1078
Aktobe	1878	1699	1532	1591	1665	1364	1377	1228	1305	1343	514	322	304	286	322
Almaty	8885	8093	8064	7835	8501	2213	2061	2023	2003	2033	6672	6032	6041	5832	6468
Atyrau	1189	1139	1002	1057	1198	764	754	645	713	814	425	385	357	344	384
Batys Kazakhstan	1509	1470	1311	1244	1382	865	908	788	761	814	644	562	523	483	568
Zhambyl	3653	3700	3497	3316	3643	1434	1779	1804	1816	1963	2219	1921	1693	1500	1680
Karagandy	3648	3243	3298	3175	3200	2911	2570	2671	2558	2512	737	673	627	617	688
Kostanai	2712	2339	2269	2239	2367	1303	1141	1077	1174	1300	1409	1198	1192	1065	1067
Kyzylorda	1298	1457	1456	1489	1557	652	819	883	940	970	646	638	573	549	587
Mangystau	1418	1329	1262	1332	1391	654	709	625	618	660	764	620	637	714	731
Pavlodar	2640	2423	2123	2221	2228	1719	1620	1339	1502	1489	921	803	784	719	739
Soltustik Kazakhstan	1776	1571	1459	1385	1315	781	663	619	622	593	995	908	840	763	722
Turkistan*	8838	5168	5024	4986	5562	4652	1454	1469	1592	1810	4186	3714	3555	3394	3752
Shygys Kazakhstan	3358	3243	2971	2747	2943	2061	2022	1888	1687	1891	1297	1221	1083	1060	1052
Nur-Sultan city	3740	3880	3763	3761	3890	3740	3880	3763	3761	3890	-	-	-	-	-
Almaty city	4431	4197	4406	4441	4488	4431	4197	4406	4441	4488	-	-	-	-	-
Shymkent city	-	3486	3809	3914	4528	-	3486	3809	3914	4528	-	-	-	-	-

### 6.5 Maternal mortality <sup>1)</sup>

	Number of deaths <sup>2)</sup>					Per 100.000 births				
	2016	2017	2018	2019	2020	2016	2017	2018	2019	2020
<b>Republic of Kazakhstan</b>	62	58	56	55	156	15.7	14.8	13.9	13.7	36.5
Akmola	-	2	4	2	3	-	17.8	35.9	17.2	25.5
Aktobe	4	1	1	1	15	20.2	5.3	5.1	4.9	70.3
Almaty	6	10	6	11	14	14.5	25.1	14.8	25.4	30.4
Atyrau	5	3	1	3	9	30.1	18.4	5.9	17.8	50.6
Batys Kazakhstan	3	1	1	1	3	22.8	7.8	7.6	7.6	21.9
Zhambyl	3	3	2	3	8	15.4	12.2	8.0	11.8	28.9

Continuation

	Number of deaths <sup>2)</sup>					Per 100.000 births				
	2016	2017	2018	2019	2020	2016	2017	2018	2019	2020
Karagandy	7	3	6	9	12	29.4	13.2	26.2	39.5	51.5
Kostanai	4	2	1	3	11	32.7	17.1	8.7	26.6	94.4
Kyzylorda	1	-	2	1	12	5.3	-	10.7	5.3	56.0
Mangystau	1	2	5	1	8	5.1	10.3	25.1	4.9	36.8
Pavlodar	2	2	1	0	10	16.0	16.8	8.5	0.0	16.3
Soltustik Kazakhstan	-	2	1	0	3	0.0	28.5	14.8	0.0	25.7
Turkistan <sup>2)</sup>	15	14	6	5	5	17.7	19.6	10.3	9.3	76.8
Shygys Kazakhstan	4	4	3	5	10	22.2	18.4	14.0	23.4	45.0
Nur-Sultan city	3	2	8	1	6	11.0	6.5	29.0	3.3	19.2
Almaty city	4	7	4	7	11	7.9	12.6	8.9	15.4	23.0
Shymkent city	-	-	4	2	16	-	-	19.6	7.1	53.3

<sup>1)</sup> According to the Ministry of Health of the Republic of Kazakhstan.<sup>2)</sup> Data for 2016-2017 for the Ontustik Kazakhstan.6.6 Abortions <sup>1)</sup>

	Number of abortions, total					Total abortion rates					Frequency of abortions				
						per 1000 women 15-49 ages					per 100 born				
	2016	2017	2018	2019	2020	2016	2017	2018	2019	2020	2016	2017	2018	2019	2020
<b>Republic of Kazakhstan</b>	78857	80328	78545	77576	71526	17.3	17.7	17.3	17.1	15.7	19.4	20.3	19.5	19.1	16.6
Akmola	2273	3580	3361	3119	2896	12.6	20.3	19.2	18.0	16.8	19.6	31.6	29.9	27.7	24.4
Aktobe	2400	2920	2907	3307	2804	10.8	13.2	13.2	15.1	12.8	12.0	15.2	14.7	16.0	13.0
Almaty	5712	6133	6161	6569	6163	11.8	12.7	12.8	13.8	13.0	13.7	15.2	15.0	15.9	13.2
Atyrau	1953	2242	2219	2178	1933	13.1	15.0	14.7	14.4	12.7	11.6	13.6	13.1	12.9	10.8
Batys Kazakhstan	2935	2997	2865	2954	2589	18.2	18.8	18.1	18.9	16.6	22.1	23.0	21.7	22.3	18.7
Zhambyl	5315	5184	5027	4802	4497	20.0	19.8	19.4	18.7	17.6	20.3	21.0	19.9	18.8	16.1
Karagandy	7409	7950	7820	7307	6598	21.0	22.9	22.9	21.6	19.7	30.8	34.7	33.8	31.7	28.0
Kostanai	5248	4619	4349	3943	3794	23.2	20.8	19.9	18.3	17.8	42.5	39.0	37.3	34.3	32.2
Kyzylorda	2405	2457	2467	2237	2464	12.8	13.2	13.2	12.0	13.2	12.7	13.1	13.1	11.8	11.4
Mangystau	3121	2540	3527	4046	3682	19.5	15.8	21.7	24.5	22.1	15.6	13.0	17.5	19.7	16.8
Pavlodar	4830	4592	4264	4265	3903	25.0	24.3	23.0	23.4	21.6	38.3	38.3	36.0	37.1	33.0
Soltustik Kazakhstan	3602	3488	3437	3251	2885	27.1	27.0	27.0	26.0	23.3	49.5	49.3	50.5	50.1	43.8
Turkistan <sup>2)</sup>	8498	8140	5914	6327	6963	12.3	11.7	13.4	14.4	15.7	10.6	10.5	10.0	11.4	11.2
Shygys Kazakhstan	7467	6962	6637	6464	6596	21.8	20.8	20.2	20.1	20.7	32.8	31.6	30.6	29.9	29.4
Nur-Sultan city	7444	8157	7488	7184	5461	27.7	28.2	25.1	23.4	17.6	27.1	26.3	23.3	22.6	17.3
Almaty city	8245	8367	8339	7807	6412	15.6	15.5	15.2	13.9	11.3	16.3	17.5	17.0	15.9	13.3
Shymkent city	-	-	1763	1816	1886	-	-	6.9	6.8	7.0	-	-	8.6	6.7	6.2
Republican organizations	-	-	-	-	-	-	-	-	-	-	-	-	-	-	-

<sup>1)</sup> According to the Ministry of Health of the Republic of Kazakhstan.<sup>2)</sup> Data for 2016-2017 for the Ontustik Kazakhstan.

## 6.7 Stillborn and stillbirth rates

	Stillborn, people														
	total population					urban population					rural population				
	2016	2017	2018	2019	2020	2016	2017	2018	2019	2020	2016	2017	2018	2019	2020
<b>Republic of Kazakhstan</b>	3355	3358	3243	3150	3494	1841	1896	1791	1776	1922	1514	1462	1452	1374	1572
Akmola	112	89	87	85	87	51	40	39	47	37	61	49	48	38	50
Aktobe	183	182	169	164	205	121	126	126	98	141	62	56	43	66	64
Almaty	355	363	369	429	413	90	97	94	113	97	265	266	275	316	316
Atyrau	118	112	85	58	67	50	58	42	29	33	68	54	43	29	34
Batys Kazakhstan	125	124	116	118	153	60	71	62	55	71	65	53	54	63	82
Zhambyl	216	176	198	162	228	104	77	87	80	119	112	99	111	82	109
Karagandy	204	243	198	192	226	165	188	156	161	178	39	55	42	31	48
Kostanai	140	133	136	133	136	61	74	66	81	84	79	59	70	52	52
Kyzylorda	176	195	162	193	216	78	87	70	76	101	98	108	92	117	115
Mangystau	67	39	51	61	65	25	16	16	18	21	42	23	35	43	44

Continuation

	Stillborn, people														
	total population					urban population					rural population				
	2016	2017	2018	2019	2020	2016	2017	2018	2019	2020	2016	2017	2018	2019	2020
Pavlodar	112	102	96	85	115	70	65	63	49	71	42	37	33	36	44
Soltustik Kazakhstan	66	53	67	50	64	29	26	28	21	23	37	27	39	29	41
Turkistan*	896	655	638	575	610	438	160	154	166	133	458	495	484	409	477
Shygys Kazakhstan	217	219	192	182	224	131	138	109	119	128	86	81	83	63	96
Nur-Sultan city	186	190	162	145	166	186	190	162	145	166	-	-	-	-	-
Almaty city	182	174	188	211	213	182	174	188	211	213	-	-	-	-	-
Shymkent city	-	309	329	307	306	-	309	329	307	306	-	-	-	-	-

Continuation

	Per 1000 live births and stillbirths														
	total population					urban population					rural population				
	2016	2017	2018	2019	2020	2016	2017	2018	2019	2020	2016	2017	2018	2019	2020
<b>Republic of Kazakhstan</b>	8.30	8.53	8.09	7.77	8.11	7.95	8.21	7.56	7.36	7.64	8.78	8.99	8.84	8.37	8.79
Akmola	8.88	7.18	6.95	6.88	6.91	7.52	6.06	6.02	7.22	5.62	10.46	8.46	7.95	6.51	8.32
Aktobe	9.17	9.42	8.55	7.94	9.54	9.13	8.62	8.51	6.33	8.83	9.25	11.89	8.67	12.74	11.60
Almaty	6.93	7.21	7.27	8.42	7.54	7.10	7.56	7.47	8.84	7.43	6.87	7.09	7.20	8.28	7.58
Atyrau	7.00	6.77	4.97	3.40	3.71	5.74	6.36	4.52	3.01	3.37	8.36	7.26	5.50	3.92	4.11
Batys Kazakhstan	9.39	9.55	8.80	8.91	11.07	8.01	9.53	8.08	7.26	9.10	11.17	9.58	9.81	11.10	13.62
Zhambyl	7.62	6.61	7.25	5.96	7.76	9.11	7.04	7.53	6.74	9.12	6.62	6.31	7.04	5.35	6.67
Karagandy	8.45	10.58	8.55	8.27	9.56	8.49	10.25	8.39	8.69	9.49	8.25	11.90	9.22	6.59	9.82
Kostanai	11.26	11.21	11.56	11.48	11.52	8.61	10.79	9.57	11.28	11.52	14.77	11.77	14.36	11.82	11.51
Kyzylorda	9.06	10.17	8.37	9.88	9.82	8.37	9.53	7.49	7.85	9.53	9.69	10.75	9.19	11.87	10.09
Mangystau	3.37	2.01	2.56	2.97	2.98	2.84	1.75	1.82	2.17	2.35	3.79	2.24	3.14	3.52	3.42
Pavlodar	8.80	8.41	8.03	7.30	9.68	7.89	7.69	7.52	5.98	8.72	10.91	10.06	9.22	10.44	11.75
Soltustik Kazakhstan	8.51	7.12	9.23	7.22	9.22	7.62	7.25	7.79	6.16	6.91	9.36	7.00	10.64	8.26	11.34
Turkistan*	10.88	12.15	11.65	10.21	9.86	11.16	11.81	10.71	10.64	8.25	10.63	12.27	11.98	10.05	10.43
Shygys Kazakhstan	9.38	9.78	8.71	8.26	9.85	8.86	9.65	7.62	8.34	8.76	10.30	10.02	10.72	8.12	11.82
Nur-Sultan city	6.64	6.67	5.52	5.02	5.58	6.64	6.67	5.52	5.02	5.58	-	-	-	-	-
Almaty city	5.71	5.51	5.62	6.11	5.96	5.71	5.51	5.62	6.11	5.96	-	-	-	-	-
Shymkent city	-	11.86	12.04	10.64	9.56	-	11.86	12.04	10.64	9.56	-	-	-	-	-

\* Hereinafter data for 2016 for the Ontustik Kazakhstan.

## 6.8 Reproduction rates

	Total fertility rate				Net - fertility rate				Gross - reproduction rate				Net - reproduction rate			
	2016	2017	2018	2019	2020	2016	2017	2018	2019	2020	2016	2017	2018	2019	2020	2020
<b>Total population</b>																
<b>Republic of Kazakhstan</b>	2.77	2.75	2.84	2.90	3.13	2.72	2.67	2.77	2.85	3.07	1.340	1.319	1.367	1.403	0.223	1.517
Akmola	2.32	2.35	2.42	2.45	2.55	2.27	2.29	2.37	2.40	2.51	1.120	1.134	1.175	1.177	1.212	1.191
Aktobe	2.72	2.70	2.81	2.97	3.14	2.68	2.62	2.73	2.90	3.09	1.320	1.289	1.355	1.434	1.476	1.448
Almaty	3.37	3.40	3.53	3.66	4.03	3.30	3.32	3.46	3.59	3.97	1.631	1.631	1.720	1.771	1.838	1.806
Atyrau	3.51	3.48	3.60	3.61	3.86	3.44	3.39	3.52	3.54	3.78	1.700	1.674	1.728	1.727	1.749	1.716
Batys Kazakhstan	2.61	2.61	2.68	2.75	2.93	2.56	2.53	2.62	2.70	2.87	1.238	1.250	1.296	1.307	1.347	1.322
Zhambyl	3.46	3.36	3.54	3.61	3.96	3.39	3.30	3.47	3.54	3.91	1.693	1.626	1.713	1.744	1.791	1.758
Karagandy	2.20	2.16	2.24	2.30	2.41	2.16	2.10	2.19	2.26	2.37	1.074	1.050	1.067	1.096	1.133	1.115
Kostanai	1.76	1.74	1.77	1.81	1.89	1.72	1.69	1.74	1.78	1.86	0.846	0.827	0.867	0.887	0.921	0.903
Kyzylorda	3.34	3.30	3.38	3.46	3.95	3.28	3.26	3.32	3.40	3.87	1.594	1.599	1.638	1.676	1.705	1.670
Mangystau	3.84	3.79	3.91	4.02	4.26	3.77	3.71	3.82	3.93	4.16	1.857	1.819	1.868	1.949	1.954	1.914
Pavlodar	2.16	2.14	2.17	2.19	2.30	2.12	2.08	2.13	2.16	2.26	1.038	1.023	1.062	1.049	1.090	1.074
Soltustik Kazakhstan	2.02	2.01	2.01	1.98	2.03	1.99	1.95	1.98	1.93	1.99	0.986	0.993	0.975	0.955	0.986	0.967
Turkistan*	3.70	3.89	4.07	4.29	4.75	3.62	3.81	3.99	4.20	4.67	1.785	1.886	1.973	2.073	2.096	2.055
Shygyys Kazakhstan	2.20	2.21	2.25	2.34	2.48	2.15	2.16	2.20	2.29	2.43	1.054	1.069	1.079	1.114	1.164	1.140
Nur-Sultan city	2.96	2.88	2.89	2.77	2.84	2.92	2.79	2.82	2.73	2.78	1.440	1.358	1.388	1.349	1.338	1.321
Almaty city	1.72	1.70	1.76	1.78	1.86	1.69	1.64	1.71	1.75	1.81	0.834	0.799	0.841	0.864	0.865	0.851
Shymkent city	-	3.22	3.24	3.32	3.66	-	3.14	3.18	3.27	3.62	-	1.541	1.541	1.541	1.609	1.586
<b>Urban population</b>																
<b>Republic of Kazakhstan</b>	2.58	2.60	2.68	2.75	2.89	2.54	2.50	2.62	2.69	2.84	1.249	1.243	1.288	1.324	0.191	1.369
Akmola	2.50	2.54	2.56	2.66	2.75	2.46	2.45	2.51	2.61	2.71	1.209	1.215	1.219	1.276	1.319	1.296
Aktobe	2.76	2.82	2.89	3.05	3.16	2.72	2.74	2.81	2.99	3.14	1.333	1.336	1.390	1.477	1.519	1.490
Almaty	3.53	3.81	4.08	4.48	4.74	3.45	3.70	3.99	4.36	4.70	1.693	1.838	1.989	2.147	2.275	2.228
Atyrau	3.66	3.54	3.64	3.75	3.78	3.59	3.45	3.56	3.56	3.69	1.772	1.694	1.746	1.745	1.788	1.752
Batys Kazakhstan	2.63	2.67	2.78	2.82	2.95	2.59	2.58	2.71	2.77	2.91	1.252	1.275	1.349	1.340	1.402	1.375
Zhambyl	3.35	3.40	3.75	3.98	4.44	3.28	3.31	3.67	3.89	4.39	1.637	1.654	1.808	1.920	1.978	1.939
Karagandy	2.15	2.10	2.19	2.24	2.33	2.11	2.04	2.15	2.19	2.30	1.054	1.023	1.036	1.060	1.098	1.082
Kostanai	1.78	1.75	1.81	1.89	1.92	1.74	1.71	1.77	1.82	1.89	0.870	0.850	0.900	0.907	0.939	0.921
Kyzylorda	3.56	3.50	3.64	3.85	4.24	3.49	3.44	3.58	3.76	4.16	1.687	1.702	1.739	1.844	1.877	1.836
Mangystau	4.26	4.66	4.65	4.39	4.66	4.17	4.54	4.55	4.29	4.55	2.080	2.273	2.240	2.132	2.115	2.065
Pavlodar	2.02	2.00	2.05	2.09	2.13	1.99	1.95	2.01	2.06	2.10	0.961	0.945	1.004	1.000	1.044	1.027
Soltustik Kazakhstan	1.83	1.76	1.78	1.74	1.73	1.80	1.69	1.75	1.70	1.70	0.889	0.873	0.866	0.820	0.846	0.831
Turkistan*	3.74	5.97	6.63	7.27	7.29	3.67	5.90	6.54	7.11	7.18	1.804	2.909	3.263	3.504	3.427	3.350
Shygyys Kazakhstan	2.09	2.10	2.14	2.22	2.32	2.06	2.05	2.10	2.18	2.29	1.005	1.010	1.018	1.065	1.115	1.095

	Total fertility rate					Net - fertility rate					Gross - reproduction rate					Net - reproduction rate				
	2016	2017	2018	2019	2020	2016	2017	2018	2019	2020	2016	2017	2018	2019	2020	2016	2017	2018	2019	2020
Nur-Sultan city	2.96	2.88	2.89	2.77	2.84	2.92	2.79	2.82	2.73	2.78	1.440	1.358	1.388	1.349	1.338	1.418	1.339	1.369	1.331	1.321
Almaty city	1.72	1.70	1.76	1.78	1.86	1.69	1.64	1.71	1.75	1.81	0.834	0.799	0.841	0.864	0.865	0.822	0.787	0.828	0.849	0.851
Shymkent city	-	3.22	3.24	3.32	3.66	-	3.14	3.18	3.27	3.62	-	1.541	1.541	1.541	1.609	-	1.511	1.518	1.586	1.586
<b>Rural population</b>																				
<b>Republic of Kazakhstan</b>	3.08	3.00	3.09	3.17	3.53	3.02	2.93	2.84	3.12	3.47	1.488	1.449	1.403	1.538	0.288	1.455	1.414	1.376	1.508	1.768
Akmola	2.14	2.19	2.29	2.26	2.36	2.09	2.13	2.26	2.22	2.33	1.035	1.066	1.139	1.090	1.118	1.008	1.041	1.118	1.069	1.098
Aktobe	2.72	2.43	2.65	2.83	3.11	2.66	2.37	2.59	2.76	3.06	1.336	1.196	1.283	1.361	1.407	1.308	1.170	1.257	1.329	1.379
Almaty	3.32	3.28	3.38	3.45	3.85	3.26	3.21	3.32	3.39	3.79	1.593	1.571	1.647	1.675	1.730	1.562	1.539	1.620	1.648	1.702
Atyrau	3.38	3.42	3.58	3.46	3.98	3.31	3.32	3.50	3.51	3.91	1.643	1.664	1.717	1.711	1.707	1.608	1.624	1.686	1.682	1.676
Batys Kazakhstan	2.58	2.52	2.57	2.68	2.88	2.53	2.47	2.51	2.64	2.82	1.221	1.221	1.232	1.280	1.302	1.198	1.196	1.208	1.259	1.276
Zhambyl	3.53	3.33	3.39	3.36	3.64	3.46	3.28	3.33	3.30	3.60	1.730	1.604	1.647	1.628	1.668	1.694	1.578	1.618	1.598	1.638
Karagandy	2.47	2.48	2.49	2.63	2.78	2.41	2.42	2.45	2.58	2.75	1.182	1.200	1.234	1.275	1.310	1.154	1.169	1.210	1.251	1.284
Kostanai	1.74	1.71	1.73	1.69	1.86	1.70	1.67	1.69	1.72	1.82	0.821	0.800	0.827	0.859	0.897	0.799	0.780	0.809	0.840	0.877
Kyzylorda	3.15	3.13	3.16	3.15	3.71	3.10	3.09	3.11	3.09	3.64	1.517	1.516	1.554	1.538	1.564	1.491	1.483	1.522	1.509	1.532
Mangystau	3.57	3.26	3.47	3.80	4.01	3.50	3.18	3.39	3.73	3.93	1.711	1.542	1.653	1.843	1.859	1.677	1.510	1.620	1.811	1.822
Pavlodar	2.57	2.53	2.52	2.48	2.75	2.52	2.45	2.49	2.44	2.73	1.263	1.246	1.235	1.188	1.222	1.240	1.206	1.218	1.168	1.202
Soltustik Kazakhstan	2.46	2.46	2.39	2.52	2.46	2.42	2.48	2.46	2.46	2.59	1.208	1.257	1.213	1.236	1.275	1.186	1.222	1.184	1.204	1.241
Turkistan*	3.68	3.48	3.57	3.72	4.24	3.59	3.41	3.51	3.64	4.17	1.778	1.687	1.729	1.795	1.829	1.738	1.653	1.696	1.757	1.793
Shygys Kazakhstan	2.56	2.58	2.62	2.77	2.94	2.50	2.55	2.58	2.71	2.93	1.224	1.267	1.286	1.300	1.367	1.191	1.237	1.253	1.271	1.331

## 7. Mortality rates

### 7.1 Mortality rates by age group

#### Republic of Kazakhstan

Age	Number of deaths, people														
	total					male					female				
	2016	2017	2018	2019	2020	2016	2017	2018	2019	2020	2016	2017	2018	2019	2020
<b>Total population</b>															
<b>Total</b>	131231	129009	130448	133128	161333	71078	69104	70338	72222	86903	60153	59905	60110	60906	74430
0	3438	3109	3184	3360	3286	1967	1771	1892	1944	1888	1471	1338	1292	1416	1398
1-4	887	888	837	940	730	529	498	496	559	426	358	390	341	381	304
5-9	473	497	482	510	413	292	280	308	319	247	181	217	174	191	166
10-14	384	391	411	433	394	246	237	272	278	252	138	154	139	155	142
15-19	700	677	688	683	635	471	441	470	445	424	229	236	218	238	211
20-24	1242	1213	1104	1081	950	894	879	810	778	670	348	334	294	303	280
25-29	2096	1884	1780	1632	1471	1562	1378	1310	1204	1056	534	506	470	428	415
30-34	2773	2656	2580	2674	2755	1993	1932	1916	1966	1977	780	724	664	708	778
35-39	3826	3584	3437	3529	3674	2795	2565	2439	2559	2611	1031	1019	998	970	1063
40-44	4816	4518	4413	4671	5233	3462	3192	3157	3363	3740	1354	1326	1256	1308	1493
45-49	5708	5655	5717	5950	6816	3981	3951	3922	4172	4665	1727	1704	1795	1778	2151
50-54	8257	7553	7488	7285	8844	5776	5192	5159	5109	5969	2481	2361	2329	2176	2875
55-59	10997	10749	11185	10960	13198	7465	7185	7501	7473	8796	3532	3564	3684	3487	4402
60-64	12427	12368	12849	13506	17473	7958	8024	8306	8806	11118	4469	4344	4543	4700	6355
65-69	13878	13963	14501	14819	18874	8299	8341	8800	8955	11285	5579	5622	5701	5864	7589
70-74	9609	9550	10370	12459	18697	5182	5255	5608	6749	10300	4427	4295	4762	5710	8397
75-79	19718	18676	16555	14182	14914	8914	8377	7412	6362	6828	10804	10299	9143	7820	8086
80-84	12922	14289	16215	18320	24086	4813	5405	6227	6954	9266	8109	8884	9988	11366	14820
85+	16975	16775	16630	16104	18861	4391	4187	4312	4202	5358	12584	12588	12318	11902	13503
not specified	105	14	22	30	29	88	14	21	25	27	17	0	1	5	2
<b>Urban population</b>															
<b>Total</b>	78001	76996	79172	81572	100495	41314	40050	41632	43029	52717	36687	36946	37540	38543	47778
0	1936	1709	1846	2057	2094	1123	939	1111	1176	1211	813	770	735	881	883
1-4	392	429	400	459	355	246	233	235	281	208	146	196	165	178	147
5-9	237	258	266	252	210	149	145	170	150	115	88	113	96	102	95
10-14	167	172	213	194	188	101	100	138	121	123	66	72	75	73	65
15-19	277	297	328	315	262	176	187	225	189	175	101	110	103	126	87
20-24	563	567	590	560	510	396	402	421	384	349	167	165	169	176	161
25-29	1136	1055	1016	916	874	845	750	738	652	609	291	305	278	264	265
30-34	1658	1576	1514	1621	1670	1180	1118	1120	1176	1183	478	458	394	445	487
35-39	2293	2113	2129	2190	2275	1667	1484	1490	1593	1607	626	629	639	597	668
40-44	2862	2645	2723	2894	3222	2031	1849	1918	2089	2264	831	796	805	805	958
45-49	3357	3353	3482	3643	4223	2308	2323	2350	2494	2823	1049	1030	1132	1149	1400
50-54	4819	4397	4425	4296	5323	3321	2998	2994	2983	3525	1498	1399	1431	1313	1798
55-59	6474	6317	6644	6552	8009	4358	4162	4377	4402	5210	2116	2155	2267	2150	2799
60-64	7472	7369	7739	8257	10814	4764	4736	4939	5353	6801	2708	2633	2800	2904	4013
65-69	8396	8506	8834	9093	11767	4935	5038	5302	5407	6960	3461	3468	3532	3686	4807
70-74	5551	5650	6382	7869	12066	2968	3075	3402	4210	6530	2583	2575	2980	3659	5536
75-79	11692	11041	9864	8525	9049	5128	4778	4301	3670	4020	6564	6263	5563	4855	5029
80-84	7768	8763	10031	11366	15059	2801	3212	3713	4084	5572	4967	5551	6318	7282	9487
85+	10855	10769	10728	10487	12497	2736	2511	2671	2593	3406	8119	8258	8057	7894	9091
not specified	96	10	18	26	28	81	10	17	22	26	15	0	1	4	2
<b>Rural population</b>															
<b>Total</b>	53230	52013	51276	51556	60838	29764	29054	28706	29193	34186	23466	22959	22570	22363	26652
0	1502	1400	1338	1303	1192	844	832	781	768	677	658	568	557	535	515
1-4	495	459	437	481	375	283	265	261	278	218	212	194	176	203	157
5-9	236	239	216	258	203	143	135	138	169	132	93	104	78	89	71

Continuation

Age	Number of deaths, people														
	total					male					female				
	2016	2017	2018	2019	2020	2016	2017	2018	2019	2020	2016	2017	2018	2019	2020
10-14	217	219	198	239	206	145	137	134	157	129	72	82	64	82	77
15-19	423	380	360	368	373	295	254	245	256	249	128	126	115	112	124
20-24	679	646	514	521	440	498	477	389	394	321	181	169	125	127	119
25-29	960	829	764	716	597	717	628	572	552	447	243	201	192	164	150
30-34	1115	1080	1066	1053	1085	813	814	796	790	794	302	266	270	263	291
35-39	1533	1471	1308	1339	1399	1128	1081	949	966	1004	405	390	359	373	395
40-44	1954	1873	1690	1777	2011	1431	1343	1239	1274	1476	523	530	451	503	535
45-49	2351	2302	2235	2307	2593	1673	1628	1572	1678	1842	678	674	663	629	751
50-54	3438	3156	3063	2989	3521	2455	2194	2165	2126	2444	983	962	898	863	1077
55-59	4523	4432	4541	4408	5189	3107	3023	3124	3071	3586	1416	1409	1417	1337	1603
60-64	4955	4999	5110	5249	6659	3194	3288	3367	3453	4317	1761	1711	1743	1796	2342
65-69	5482	5457	5667	5726	7107	3364	3303	3498	3548	4325	2118	2154	2169	2178	2782
70-74	4058	3900	3988	4590	6631	2214	2180	2206	2539	3770	1844	1720	1782	2051	2861
75-79	8026	7635	6691	5657	5865	3786	3599	3111	2692	2808	4240	4036	3580	2965	3057
80-84	5154	5526	6184	6954	9027	2012	2193	2514	2870	3694	3142	3333	3670	4084	5333
85+	6120	6006	5902	5617	6364	1655	1676	1641	1609	1952	4465	4330	4261	4008	4412
notspecified	9	4	4	4	1	7	4	4	3	1	2	0	0	1	-

Continuation

Age	Number of deaths per 1000 people														
	total					male					Female				
	2016	2017	2018	2019	2020	2016	2017	2018	2019	2020	2016	2017	2018	2019	2020
<b>Total population</b>															
<b>Total</b>	7.37	7.15	7.14	7.19	8.60	8.26	7.92	7.95	8.05	9.55	6.55	6.44	6.38	6.38	7.71
<b>0*</b>	8.59	7.93	8.03	8.37	7.77	9.50	8.74	9.25	9.37	8.63	7.61	7.06	6.74	7.30	6.85
<b>1-4</b>	0.58	0.57	0.53	0.60	0.47	0.67	0.62	0.61	0.69	0.53	0.48	0.52	0.45	0.50	0.40
<b>5-9</b>	0.28	0.28	0.27	0.28	0.22	0.34	0.31	0.33	0.34	0.26	0.22	0.25	0.20	0.21	0.18
<b>10-14</b>	0.30	0.29	0.29	0.29	0.25	0.38	0.35	0.37	0.36	0.31	0.22	0.24	0.20	0.21	0.18
<b>15-19</b>	0.62	0.61	0.61	0.59	0.53	0.82	0.78	0.82	0.75	0.69	0.42	0.43	0.40	0.42	0.36
<b>20-24</b>	0.89	0.92	0.88	0.91	0.83	1.26	1.31	1.27	1.28	1.15	0.51	0.52	0.48	0.52	0.50
<b>25-29</b>	1.28	1.17	1.14	1.08	1.02	1.93	1.73	1.68	1.59	1.45	0.65	0.62	0.60	0.57	0.58
<b>30-34</b>	1.94	1.78	1.67	1.69	1.71	2.81	2.62	2.51	2.52	2.50	1.08	0.96	0.85	0.88	0.95
<b>35-39</b>	3.10	2.85	2.68	2.69	2.72	4.61	4.15	3.86	3.95	3.91	1.64	1.60	1.54	1.46	1.55
<b>40-44</b>	4.23	3.94	3.81	3.99	4.41	6.32	5.76	5.64	5.93	6.48	2.29	2.23	2.10	2.17	2.45
<b>45-49</b>	5.45	5.33	5.32	5.48	6.23	7.95	7.78	7.64	8.04	8.93	3.16	3.08	3.20	3.13	3.76
<b>50-54</b>	7.95	7.37	7.42	7.29	8.86	11.91	10.83	10.90	10.90	12.70	4.47	4.33	4.35	4.11	5.44
<b>55-59</b>	11.80	11.11	11.29	10.91	1.19	17.72	16.38	16.65	16.30	19.24	6.91	6.74	6.82	6.39	8.10
<b>60-64</b>	18.29	17.43	17.26	17.30	21.26	27.58	26.47	25.98	26.16	31.20	11.42	10.68	10.70	10.59	13.65
<b>65-69</b>	27.98	26.60	26.51	26.00	32.12	42.40	40.25	40.67	39.53	48.11	18.57	17.70	17.24	17.08	21.50
<b>70-74</b>	39.77	38.07	36.72	37.77	49.25	58.33	56.42	53.47	55.53	74.42	28.97	27.23	26.83	27.41	34.81
<b>75-79</b>	63.93	62.79	61.18	60.33	74.05	87.38	86.12	84.30	83.00	103.19	52.34	51.45	50.05	49.37	59.79
<b>80-84</b>	102.75	97.77	96.91	97.63	120.24	127.33	121.75	122.89	124.29	157.82	92.18	87.30	85.63	86.31	104.66
<b>85+</b>	198.99	196.86	195.09	191.30	217.64	197.16	184.02	185.58	180.15	221.77	199.64	201.53	198.65	195.57	216.04
<b>Urban population</b>															
<b>Total</b>	7.69	7.39	7.47	7.53	9.10	8.65	8.16	8.33	8.41	10.11	6.83	6.70	6.70	6.73	8.20
<b>0*</b>	8.45	7.44	7.90	8.61	8.43	9.48	7.91	9.20	9.52	9.41	7.34	6.94	6.51	7.64	7.38
<b>1-4</b>	0.46	0.49	0.45	0.51	0.39	0.56	0.52	0.51	0.60	0.44	0.35	0.46	0.38	0.41	0.33
<b>5-9</b>	0.26	0.27	0.27	0.24	0.20	0.32	0.30	0.33	0.28	0.21	0.20	0.24	0.20	0.20	0.18
<b>10-14</b>	0.26	0.25	0.29	0.25	0.22	0.31	0.29	0.37	0.30	0.28	0.21	0.22	0.21	0.19	0.16
<b>15-19</b>	0.49	0.52	0.56	0.52	0.42	0.61	0.64	0.75	0.61	0.54	0.36	0.39	0.36	0.43	0.29
<b>20-24</b>	0.72	0.77	0.84	0.83	0.78	1.03	1.11	1.22	1.15	1.08	0.42	0.44	0.48	0.51	0.49
<b>25-29</b>	1.10	1.03	1.02	0.96	0.97	1.73	1.54	1.55	1.43	1.41	0.54	0.56	0.53	0.53	0.57
<b>30-34</b>	1.92	1.73	1.58	1.62	1.61	2.84	2.55	2.44	2.45	2.39	1.07	0.97	0.79	0.85	0.89
<b>35-39</b>	3.14	2.81	2.75	2.73	2.73	4.77	4.12	4.01	4.12	4.01	1.64	1.61	1.59	1.44	1.55
<b>40-44</b>	4.34	3.95	4.01	4.17	4.54	6.64	5.93	6.04	6.41	6.75	2.34	2.22	2.22	2.18	2.56
<b>45-49</b>	5.57	5.43	5.54	5.70	6.54	8.32	8.18	8.14	8.52	9.57	3.22	3.09	3.33	3.32	4.00

Continuation

Age	Number of deaths per 1000 people														
	total					male					Female				
	2016	2017	2018	2019	2020	2016	2017	2018	2019	2020	2016	2017	2018	2019	2020
50-54	8.10	7.46	7.59	7.39	9.12	12.47	11.34	11.44	11.44	13.41	4.55	4.31	4.45	4.10	5.60
55-59	12.00	11.20	11.47	11.11	13.64	18.62	16.97	17.35	17.08	20.31	6.92	6.76	6.93	6.48	8.46
60-64	18.77	17.66	17.57	17.73	21.99	29.65	27.95	27.50	28.12	33.66	11.40	10.62	10.73	10.55	13.85
65-69	27.95	26.69	26.58	26.19	32.85	43.82	42.20	42.55	41.31	51.43	18.42	17.40	17.01	17.04	21.57
70-74	39.16	37.42	36.73	38.19	50.66	60.10	57.82	55.71	58.77	79.81	27.95	26.33	26.45	27.23	35.41
75-79	63.20	61.78	60.90	60.37	74.52	89.59	87.44	87.30	84.95	107.55	51.36	50.47	49.35	49.53	59.83
80-84	100.34	97.52	97.04	97.47	121.14	127.80	125.76	127.60	126.69	165.11	89.48	86.30	85.07	86.30	104.76
85+	206.21	204.29	204.28	201.86	233.60	211.64	189.64	198.45	191.69	243.53	204.44	209.21	206.29	205.43	230.08
<b>Rural population</b>															
<b>Total</b>	6.96	6.83	6.68	6.72	7.89	7.77	7.61	7.45	7.56	8.81	6.14	6.01	5.91	5.86	6.96
0*	8.77	8.61	8.21	8.00	6.84	9.53	9.90	9.31	9.14	7.52	7.95	7.23	7.05	6.79	6.11
1-4	0.73	0.68	0.65	0.73	0.57	0.81	0.76	0.75	0.81	0.65	0.64	0.59	0.54	0.63	0.50
5-9	0.30	0.30	0.27	0.32	0.25	0.35	0.33	0.33	0.41	0.32	0.24	0.27	0.20	0.23	0.18
10-14	0.34	0.34	0.29	0.34	0.28	0.45	0.41	0.38	0.43	0.34	0.23	0.26	0.19	0.24	0.21
15-19	0.76	0.70	0.67	0.67	0.65	1.04	0.92	0.89	0.91	0.85	0.47	0.48	0.44	0.42	0.44
20-24	1.11	1.11	0.93	1.01	0.90	1.54	1.54	1.33	1.44	1.24	0.63	0.61	0.48	0.53	0.52
25-29	1.60	1.43	1.35	1.28	1.08	2.25	2.02	1.88	1.83	1.50	0.86	0.74	0.73	0.64	0.59
30-34	1.96	1.86	1.82	1.81	1.91	2.77	2.72	2.62	2.62	2.67	1.09	0.94	0.95	0.94	1.08
35-39	3.03	2.92	2.57	2.61	2.69	4.38	4.20	3.66	3.69	3.77	1.63	1.58	1.44	1.49	1.56
40-44	4.09	3.92	3.54	3.73	4.23	5.91	5.54	5.11	5.27	6.11	2.22	2.25	1.92	2.15	2.28
45-49	5.30	5.18	5.01	5.16	5.77	7.50	7.28	6.99	7.42	8.11	3.07	3.05	3.00	2.84	3.38
50-54	7.74	7.25	7.19	7.16	8.49	11.24	10.20	10.24	10.23	11.81	4.35	4.37	4.18	4.11	5.19
55-59	11.53	10.99	11.04	10.63	12.56	16.59	15.63	15.77	15.30	17.87	6.90	6.71	6.64	6.25	7.54
60-64	17.59	17.10	16.82	16.67	20.18	24.98	24.60	24.03	23.61	27.98	11.45	10.78	10.64	10.65	13.33
65-69	28.03	26.47	26.39	25.72	30.99	40.47	37.60	38.11	37.08	43.58	18.83	18.20	17.64	17.15	21.38
70-74	40.65	39.04	36.71	37.06	46.88	56.11	54.57	50.36	50.87	66.62	30.54	28.70	27.49	27.73	33.72
75-79	65.03	64.32	61.60	60.29	73.33	84.55	84.43	80.47	80.48	97.53	53.91	53.05	51.17	49.10	59.72
80-84	106.61	98.16	96.70	97.91	118.76	126.67	116.33	116.53	121.03	147.96	96.80	89.01	86.61	86.32	104.48
85+	187.35	184.79	180.34	174.28	191.89	177.11	176.21	167.86	164.22	191.85	191.46	188.34	185.65	178.67	191.91

\* Per 1000 live births.

## 7.2 Mortality rates by age group by region

### Akmola

Age	Number of deaths, people														
	total					male					female				
	2016	2017	2018	2019	2020	2016	2017	2018	2019	2020	2016	2017	2018	2019	2020
<b>Total population</b>															
<b>Total</b>	7328	7393	7360	7310	8520	3990	3978	3920	4047	4542	3338	3415	3440	3263	3978
0	88	95	70	89	81	46	54	36	47	48	42	41	34	42	33
1-4	32	29	23	16	26	20	13	16	7	13	12	16	7	9	13
5-9	17	18	13	13	17	10	11	7	10	10	7	7	6	3	7
10-14	21	15	11	11	10	14	11	9	8	8	7	4	2	3	2
15-19	32	41	24	26	28	20	24	14	18	16	12	17	10	8	12
20-24	67	67	44	56	50	50	49	33	44	38	17	18	11	12	12
25-29	126	106	78	79	67	101	82	57	58	52	25	24	21	21	15
30-34	134	140	167	142	152	104	96	125	116	126	30	44	42	26	26
35-39	207	211	152	196	206	150	160	104	138	147	57	51	48	58	59
40-44	221	258	234	263	287	155	189	161	191	201	66	69	73	72	86
45-49	298	339	297	308	355	198	228	216	229	242	100	111	81	79	113
50-54	453	411	412	388	400	327	284	283	274	277	126	127	129	114	123
55-59	625	659	651	624	711	456	451	445	446	450	169	208	206	178	261
60-64	712	717	725	783	926	455	475	465	527	613	257	242	260	256	313
65-69	787	791	852	867	1032	489	478	544	541	620	298	313	308	326	412



Age	Number of deaths, people														
	total					male					female				
	2016	2017	2018	2019	2020	2016	2017	2018	2019	2020	2016	2017	2018	2019	2020
70-74	566	600	608	744	926	305	324	343	421	516	261	276	265	323	410
75-79	1236	1139	995	827	819	560	502	436	360	363	676	637	559	467	456
80-84	776	843	1050	1037	1435	298	312	403	402	521	478	531	647	635	914
85+	927	914	954	840	992	230	235	223	209	281	697	679	731	631	711
not specified	3	0	0	1	0	2	0	0	1	0	1	0	0	0	0
<b>Urban population</b>															
<b>Total</b>	3837	3897	3900	3899	4588	2043	2032	2030	2119	2378	1794	1865	1870	1780	2210
0	46	39	40	50	41	26	17	21	30	23	20	22	19	20	18
1-4	14	17	9	5	16	10	8	5	3	9	4	9	4	2	7
5-9	6	8	6	6	7	5	4	3	4	4	1	4	3	2	3
10-14	8	4	6	4	5	7	4	5	3	3	1	0	1	1	2
15-19	10	13	6	10	12	7	8	4	7	6	3	5	2	3	6
20-24	28	27	21	24	18	22	19	15	18	12	6	8	6	6	6
25-29	62	53	38	37	34	52	40	30	28	27	10	13	8	9	7
30-34	71	79	101	78	70	57	56	80	66	57	14	23	21	12	13
35-39	112	115	86	108	104	81	83	60	71	77	31	32	26	37	27
40-44	121	146	118	155	142	84	105	76	113	106	37	41	42	42	36
45-49	154	182	155	162	181	98	119	109	124	117	56	63	46	38	64
50-54	228	233	224	194	206	159	161	143	142	138	69	72	81	52	68
55-59	330	317	332	310	374	229	211	222	228	239	101	106	110	82	135
60-64	379	374	376	408	465	241	245	230	276	295	138	129	146	132	170
65-69	423	418	447	473	567	263	257	282	284	344	160	161	165	189	223
70-74	289	306	313	432	526	154	156	183	233	285	135	150	130	199	241
75-79	613	595	495	417	460	265	244	216	167	195	348	351	279	250	265
80-84	386	437	564	556	781	139	159	220	206	277	247	278	344	350	504
85+	554	534	563	469	579	142	136	126	115	164	412	398	437	354	415
not specified	3	0	0	1	0	2	0	0	1	0	1	0	0	0	0
<b>Rural population</b>															
<b>Total</b>	3491	3496	3460	3411	3932	1947	1946	1890	1928	2164	1544	1550	1570	1483	1768
0	42	56	30	39	40	20	37	15	17	25	22	19	15	22	15
1-4	18	12	14	11	10	10	5	11	4	4	8	7	3	7	6
5-9	11	10	7	7	10	5	7	4	6	6	6	3	3	1	4
10-14	13	11	5	7	5	7	7	4	5	5	6	4	1	2	-
15-19	22	28	18	16	16	13	16	10	11	10	9	12	8	5	6
20-24	39	40	23	32	32	28	30	18	26	26	11	10	5	6	6
25-29	64	53	40	42	33	49	42	27	30	25	15	11	13	12	8
30-34	63	61	66	64	82	47	40	45	50	69	16	21	21	14	13
35-39	95	96	66	88	102	69	77	44	67	70	26	19	22	21	32
40-44	100	112	116	108	145	71	84	85	78	95	29	28	31	30	50
45-49	144	157	142	146	174	100	109	107	105	125	44	48	35	41	49
50-54	225	178	188	194	194	168	123	140	132	139	57	55	48	62	55
55-59	295	342	319	314	337	227	240	223	218	211	68	102	96	96	126
60-64	333	343	349	375	461	214	230	235	251	318	119	113	114	124	143
65-69	364	373	405	394	465	226	221	262	257	276	138	152	143	137	189
70-74	277	294	295	312	400	151	168	160	188	231	126	126	135	124	169
75-79	623	544	500	410	359	295	258	220	193	168	328	286	280	217	191
80-84	390	406	486	481	654	159	153	183	196	244	231	253	303	285	410
85+	373	380	391	371	413	88	99	97	94	117	285	281	294	277	296
not specified	0	0	0	0	0	0	0	0	0	0	0	0	0	0	0

Continuation

Age	Number of deaths per 1000 people														
	total					male					female				
	2016	2017	2018	2019	2020	2016	2017	2018	2019	2020	2016	2017	2018	2019	2020
<b>Total population</b>															
<b>Total</b>	9.91	10.04	9.96	9.91	11.57	11.16	11.15	10.94	11.30	12.70	8.74	8.99	9.04	8.60	10.51
0	7.03	7.69	5.64	7.25	6.50	7.11	8.45	5.64	7.39	7.39	6.94	6.87	5.64	7.09	5.52
1-4	0.63	0.58	0.46	0.33	0.54	0.77	0.51	0.63	0.28	0.53	0.49	0.66	0.29	0.38	0.56
5-9	0.29	0.30	0.21	0.21	0.28	0.33	0.35	0.22	0.32	0.32	0.24	0.24	0.20	0.10	0.24
10-14	0.42	0.29	0.21	0.20	0.18	0.55	0.42	0.33	0.28	0.28	0.29	0.16	0.08	0.11	0.07
15-19	0.70	0.95	0.55	0.58	0.60	0.85	1.09	0.63	0.78	0.67	0.54	0.81	0.47	0.37	0.53
20-24	1.21	1.28	0.89	1.23	1.17	1.74	1.80	1.29	1.85	1.70	0.63	0.72	0.47	0.55	0.58
25-29	2.12	1.84	1.39	1.44	1.27	3.23	2.70	1.93	2.03	1.89	0.89	0.88	0.78	0.80	0.59
30-34	2.43	2.48	2.89	2.45	2.65	3.69	3.30	4.16	3.83	4.18	1.11	1.61	1.52	0.94	0.96
35-39	4.02	4.13	2.96	3.80	3.95	5.85	6.28	4.03	5.28	5.55	2.20	1.99	1.88	2.28	2.29
40-44	4.43	5.19	4.71	5.28	5.77	6.42	7.79	6.60	7.80	8.16	2.56	2.71	2.88	2.85	3.43
45-49	6.23	7.11	6.22	6.45	7.44	8.58	9.95	9.42	9.98	10.58	4.03	4.48	3.26	3.18	4.55
50-54	8.93	8.35	8.57	8.32	8.74	13.62	12.18	12.38	12.31	12.67	4.72	4.90	5.12	4.67	5.15
55-59	12.85	13.29	13.06	12.56	14.59	20.49	19.68	19.24	19.27	19.74	6.41	7.80	7.72	6.71	10.07
60-64	19.73	19.35	18.87	19.70	22.38	29.67	29.96	27.99	30.46	33.81	12.38	11.42	11.92	11.40	13.47
65-69	29.90	28.45	29.59	29.40	34.23	46.31	43.15	47.45	46.05	51.60	18.90	18.71	17.77	18.37	22.72
70-74	44.43	45.85	41.52	43.79	47.64	66.54	66.97	62.57	66.52	71.97	32.01	33.46	28.92	30.30	33.43
75-79	71.21	68.95	68.14	67.10	80.49	102.68	98.47	98.59	96.59	116.65	56.77	55.78	54.91	54.31	64.57
80-84	115.31	107.73	117.15	103.34	134.79	156.06	138.98	159.19	146.72	183.84	99.17	95.16	100.60	87.05	117.00
85+	231.10	236.48	252.82	229.63	259.21	278.28	300.32	286.82	273.20	351.25	218.88	220.28	243.99	218.11	234.89
<b>Urban population</b>															
<b>Total</b>	10.96	11.18	11.19	11.20	13.16	12.44	12.40	12.37	12.91	14.46	9.66	10.09	10.14	9.67	11.99
0	6.84	5.90	6.20	7.74	6.27	7.48	4.95	6.24	8.93	6.81	6.15	6.93	6.15	6.45	5.69
1-4	0.53	0.66	0.35	0.20	0.64	0.74	0.60	0.38	0.23	0.69	0.31	0.71	0.32	0.16	0.58
5-9	0.21	0.27	0.20	0.20	0.23	0.34	0.26	0.19	0.25	0.25	0.07	0.28	0.20	0.14	0.20
10-14	0.38	0.18	0.27	0.17	0.20	0.64	0.36	0.43	0.25	0.23	0.10	0.00	0.09	0.09	0.16
15-19	0.52	0.70	0.32	0.52	0.60	0.71	0.84	0.42	0.71	0.58	0.32	0.55	0.22	0.32	0.62
20-24	1.14	1.18	0.98	1.20	0.94	1.80	1.63	1.36	1.75	1.23	0.48	0.71	0.58	0.62	0.65
25-29	2.04	1.80	1.36	1.41	1.39	3.43	2.75	2.18	2.16	2.21	0.65	0.87	0.56	0.68	0.57
30-34	2.65	2.88	3.58	2.73	2.44	4.27	4.07	5.61	4.57	3.93	1.04	1.69	1.51	0.85	0.92
35-39	4.54	4.72	3.55	4.44	4.21	6.65	6.91	5.01	5.88	6.31	2.48	2.59	2.13	3.02	2.16
40-44	5.17	6.29	5.11	6.72	6.16	7.70	9.58	6.91	10.19	9.44	2.96	3.35	3.48	3.51	3.04
45-49	6.98	8.27	7.03	7.34	8.19	9.59	11.68	10.71	12.17	11.53	4.73	5.33	3.88	3.19	5.35
50-54	9.75	10.29	10.19	9.15	9.95	15.09	15.83	14.46	14.88	14.74	5.37	5.78	6.70	4.46	5.99
55-59	14.48	13.73	14.44	13.52	16.65	23.45	21.10	22.19	22.76	24.16	7.75	8.10	8.46	6.35	10.74
60-64	21.57	20.84	20.25	21.35	23.51	34.26	34.04	30.75	35.78	37.07	13.10	12.00	13.17	11.58	14.38
65-69	32.08	29.95	31.00	32.01	37.55	52.82	49.32	52.64	51.81	61.30	19.46	18.41	18.20	20.33	23.50
70-74	47.90	48.71	43.48	50.82	53.38	73.21	69.92	71.40	77.93	84.10	34.36	37.03	28.05	36.11	37.28
75-79	73.77	74.80	71.02	70.21	93.88	113.02	110.48	112.97	100.85	138.49	58.29	61.08	55.16	58.37	75.89
80-84	116.46	114.37	129.24	114.90	154.53	162.67	160.69	201.93	179.68	244.27	100.41	98.18	105.05	94.79	128.57
85+	296.87	312.74	352.10	317.32	374.27	391.72	435.90	445.23	478.17	679.09	274.05	285.20	332.07	286.06	317.89
<b>Rural population</b>															
<b>Total</b>	8.96	9.01	8.87	8.76	10.15	10.08	10.09	9.73	9.94	11.20	7.87	7.94	8.01	7.59	9.10
0	7.25	9.74	5.03	6.70	6.76	6.69	12.51	4.98	5.66	8.07	7.87	6.80	5.08	7.84	5.33
1-4	0.74	0.50	0.58	0.47	0.44	0.80	0.40	0.89	0.33	0.34	0.67	0.60	0.26	0.61	0.54
5-9	0.36	0.32	0.23	0.23	0.33	0.32	0.44	0.25	0.39	0.39	0.40	0.20	0.20	0.07	0.27
10-14	0.45	0.38	0.16	0.23	0.16	0.48	0.47	0.26	0.31	0.32	0.43	0.28	0.07	0.13	0.00
15-19	0.83	1.13	0.72	0.62	0.60	0.96	1.27	0.78	0.84	0.74	0.70	1.00	0.66	0.40	0.46
20-24	1.26	1.36	0.83	1.25	1.35	1.70	1.92	1.23	1.93	2.08	0.76	0.72	0.38	0.49	0.53
25-29	2.21	1.88	1.42	1.48	1.17	3.04	2.66	1.72	1.93	1.64	1.17	0.89	1.04	0.93	0.61
30-34	2.22	2.10	2.23	2.18	2.87	3.16	2.61	2.85	3.15	4.41	1.18	1.53	1.53	1.04	1.00
35-39	3.54	3.59	2.44	3.23	3.71	5.13	5.71	3.19	4.77	4.90	1.94	1.43	1.66	1.59	2.42
40-44	3.77	4.22	4.35	4.04	5.43	5.37	6.31	6.35	5.82	7.08	2.18	2.11	2.34	2.25	3.77
45-49	5.58	6.12	5.52	5.68	6.79	7.78	8.57	8.39	8.23	9.82	3.40	3.71	2.70	3.17	3.81
50-54	8.24	6.69	7.21	7.62	7.74	12.47	9.35	10.79	10.38	11.12	4.12	4.09	3.66	4.86	4.38

Age	Number of deaths per 1000 people														
	total					male					female				
	2016	2017	2018	2019	2020	2016	2017	2018	2019	2020	2016	2017	2018	2019	2020
55-59	11.41	12.91	11.89	11.74	12.84	18.17	18.58	16.99	16.60	16.35	5.09	7.51	7.01	7.05	9.44
60-64	17.98	17.95	17.57	18.17	21.35	25.78	26.56	25.74	26.18	31.25	11.64	10.82	10.63	11.22	12.53
65-69	27.72	26.94	28.17	26.78	30.90	40.49	37.67	42.91	41.02	43.10	18.28	19.05	17.29	16.21	21.86
70-74	41.31	43.20	39.62	36.76	41.74	60.89	64.44	54.81	56.30	61.09	29.82	30.01	29.82	24.08	29.13
75-79	68.86	63.53	65.51	64.20	68.06	94.86	89.29	87.63	93.19	98.59	55.25	50.41	54.66	50.28	53.50
80-84	114.20	101.40	105.68	92.58	116.95	150.71	121.86	126.91	123.00	143.61	97.88	92.05	95.98	79.12	105.34
85+	173.81	176.13	179.81	170.18	181.14	189.66	210.41	196.16	179.22	209.49	169.44	166.57	175.00	167.32	171.94

## Aktobe

Age	Number of deaths, people														
	total					male					female				
	2016	2017	2018	2019	2020	2016	2017	2018	2019	2020	2016	2017	2018	2019	2020

## Total population

<b>Total</b>	5647	5456	5554	5675	6958	3137	2955	3043	3019	3716	2510	2501	2511	2656	3242
0	169	139	169	179	178	101	64	99	88	109	68	75	70	91	69
1-4	34	39	45	37	23	24	23	26	22	16	10	16	19	15	7
5-9	22	20	15	29	19	14	16	5	13	11	8	4	10	16	8
10-14	18	10	19	13	12	12	6	12	6	11	6	4	7	7	1
15-19	28	37	29	27	25	19	27	19	17	18	9	10	10	10	7
20-24	54	59	56	57	36	44	43	43	37	24	10	16	13	20	12
25-29	105	76	88	64	67	87	60	62	46	51	18	16	26	18	16
30-34	138	115	107	106	110	92	84	77	83	66	46	31	30	23	44
35-39	185	156	131	144	173	140	112	94	99	113	45	44	37	45	60
40-44	234	176	232	186	219	177	117	171	123	166	57	59	61	63	53
45-49	282	277	259	301	310	207	195	181	209	204	75	82	78	92	106
50-54	392	352	369	311	409	277	251	254	212	284	115	101	115	99	125
55-59	459	490	494	496	628	298	318	328	327	411	161	172	166	169	217
60-64	533	547	545	577	739	355	342	365	380	470	178	205	180	197	269
65-69	489	523	563	598	808	312	338	348	360	488	177	185	215	238	320
70-74	357	348	402	499	724	194	199	214	272	396	163	149	188	227	328
75-79	874	801	672	586	614	380	345	305	241	257	494	456	367	345	357
80-84	540	584	700	773	1108	193	237	263	297	415	347	347	437	476	693
85+	733	707	659	692	756	210	178	177	187	206	523	529	482	505	550
not specified	1	0	0	0	0	1	0	0	0	0	0	0	0	0	0

## Urban population

<b>Total</b>	3512	3761	3914	4038	4956	1915	1996	2098	2119	2640	1597	1765	1816	1919	2316
0	112	89	130	130	130	71	38	80	63	80	41	51	50	67	50
1-4	15	27	26	21	18	12	19	15	10	13	3	8	11	11	5
5-9	10	12	12	20	16	6	10	3	9	8	4	2	9	11	8
10-14	9	8	13	9	7	6	5	6	4	7	3	3	7	5	-
15-19	10	22	19	18	12	6	17	11	13	8	4	5	8	5	4
20-24	27	28	40	35	25	24	19	33	21	16	3	9	7	14	9
25-29	63	54	54	43	50	51	41	36	31	40	12	13	18	12	10
30-34	92	84	67	81	76	60	58	47	64	42	32	26	20	17	34
35-39	111	112	87	107	115	86	78	54	76	76	25	34	33	31	39
40-44	140	120	163	132	146	109	78	117	84	109	31	42	46	48	37
45-49	187	188	174	215	229	129	126	116	155	154	58	62	58	60	75
50-54	236	234	264	210	277	156	162	175	144	190	80	72	89	66	87
55-59	308	348	353	343	445	191	219	228	222	279	117	129	125	121	166
60-64	341	392	375	407	545	229	238	248	266	337	112	154	127	141	208
65-69	322	346	409	442	581	199	224	250	265	353	123	122	159	177	228
70-74	205	240	286	367	546	107	139	157	197	307	98	101	129	170	239
75-79	521	532	441	393	423	225	220	201	160	180	296	312	240	233	243
80-84	305	398	504	539	758	107	167	182	203	292	198	231	322	336	466
85+	497	527	497	526	557	140	138	139	132	149	357	389	358	394	408

Continuation

Age	Number of deaths, people														
	total					male					female				
	2016	2017	2018	2019	2020	2016	2017	2018	2019	2020	2016	2017	2018	2019	2020
not specified	1	0	0	0	0	1	0	0	0	0	0	0	0	0	0
<b>Rural population</b>															
<b>Total</b>	2135	1695	1640	1637	2002	1222	959	945	900	1076	913	736	695	737	926
0	57	50	39	49	48	30	26	19	25	29	27	24	20	24	19
1-4	19	12	19	16	5	12	4	11	12	3	7	8	8	4	2
5-9	12	8	3	9	3	8	6	2	4	3	4	2	1	5	-
10-14	9	2	6	4	5	6	1	6	2	4	3	1	0	2	1
15-19	18	15	10	9	13	13	10	8	4	10	5	5	2	5	3
20-24	27	31	16	22	11	20	24	10	16	8	7	7	6	6	3
25-29	42	22	34	21	17	36	19	26	15	11	6	3	8	6	6
30-34	46	31	40	25	34	32	26	30	19	24	14	5	10	6	10
35-39	74	44	44	37	58	54	34	40	23	37	20	10	4	14	21
40-44	94	56	69	54	73	68	39	54	39	57	26	17	15	15	16
45-49	95	89	85	86	81	78	69	65	54	50	17	20	20	32	31
50-54	156	118	105	101	132	121	89	79	68	94	35	29	26	33	38
55-59	151	142	141	153	183	107	99	100	105	132	44	43	41	48	51
60-64	192	155	170	170	194	126	104	117	114	133	66	51	53	56	61
65-69	167	177	154	156	227	113	114	98	95	135	54	63	56	61	92
70-74	152	108	116	132	178	87	60	57	75	89	65	48	59	57	89
75-79	353	269	231	193	191	155	125	104	81	77	198	144	127	112	114
80-84	235	186	196	234	350	86	70	81	94	123	149	116	115	140	227
85+	236	180	162	166	199	70	40	38	55	57	166	140	124	111	142
not specified	0	0	0	0	0	0	0	0	0	0	0	0	0	0	0

Continuation

Age	Number of deaths per 1000 people														
	total					male					female				
	2016	2017	2018	2019	2020	2016	2017	2018	2019	2020	2016	2017	2018	2019	2020
<b>Total population</b>															
<b>Total</b>	6.72	6.41	6.43	6.48	7.84	7.72	7.17	7.28	7.11	8.62	5.78	5.69	5.64	5.89	7.09
0	8.54	7.22	8.66	8.80	8.40	9.89	6.45	9.86	8.38	9.92	7.10	8.05	7.39	9.25	6.77
1-4	0.46	0.51	0.58	0.48	0.30	0.62	0.58	0.65	0.55	0.40	0.28	0.44	0.51	0.40	0.19
5-9	0.28	0.25	0.18	0.33	0.21	0.35	0.38	0.11	0.29	0.23	0.21	0.10	0.24	0.38	0.18
10-14	0.32	0.17	0.30	0.19	0.17	0.42	0.20	0.37	0.17	0.30	0.22	0.14	0.23	0.21	0.03
15-19	0.54	0.74	0.58	0.53	0.47	0.72	1.05	0.74	0.65	0.66	0.36	0.41	0.41	0.40	0.27
20-24	0.75	0.91	0.94	1.03	0.69	1.22	1.30	1.41	1.31	0.90	0.28	0.50	0.45	0.74	0.47
25-29	1.23	0.88	1.03	0.78	0.88	2.10	1.44	1.50	1.15	1.35	0.41	0.36	0.59	0.43	0.42
30-34	2.01	1.60	1.43	1.36	1.36	2.71	2.36	2.08	2.16	1.67	1.32	0.85	0.79	0.58	1.06
35-39	3.22	2.66	2.18	2.32	2.71	4.94	3.87	3.16	3.23	3.57	1.55	1.49	1.22	1.44	1.86
40-44	4.44	3.34	4.38	3.47	4.01	7.07	4.65	6.71	4.73	6.22	2.07	2.15	2.22	2.28	1.90
45-49	5.59	5.47	5.09	5.89	6.08	8.69	8.17	7.57	8.73	8.52	2.81	3.06	2.89	3.39	3.91
50-54	7.73	7.01	7.46	6.39	8.46	11.82	10.81	11.09	9.40	12.64	4.21	3.75	4.33	3.79	4.83
55-59	10.62	10.82	10.57	10.34	13.00	15.31	15.58	15.50	14.98	18.72	6.78	6.92	6.49	6.47	8.24
60-64	17.77	17.30	16.19	16.24	19.65	27.85	25.25	25.17	24.73	28.75	10.30	11.34	9.40	9.77	12.65
65-69	23.31	23.55	24.31	24.35	31.25	37.04	38.18	37.91	36.89	47.18	14.10	13.85	15.38	16.08	20.63
70-74	38.40	35.46	35.56	37.09	45.91	58.30	54.84	50.45	54.03	67.74	27.31	24.09	26.62	26.96	33.05
75-79	69.04	66.19	61.54	63.01	78.86	92.51	89.58	88.56	82.03	104.64	57.77	55.27	49.09	54.23	66.98
80-84	107.68	97.37	100.86	100.24	136.96	129.88	130.51	125.84	131.79	179.89	98.33	82.97	90.09	87.21	119.83
85+	212.99	211.61	198.23	213.02	228.57	234.64	204.36	205.57	222.22	235.43	205.38	214.17	195.66	209.80	226.10
<b>Urban population</b>															
<b>Total</b>	6.67	6.33	6.43	6.50	7.81	7.67	7.06	7.24	7.15	8.71	5.77	5.67	5.70	5.91	6.99
0	8.52	6.13	9.06	8.52	8.23	10.42	5.04	10.76	8.00	9.79	6.48	7.30	7.26	9.06	6.57
1-4	0.31	0.51	0.46	0.37	0.31	0.48	0.69	0.51	0.34	0.43	0.13	0.31	0.40	0.40	0.18
5-9	0.21	0.22	0.20	0.32	0.24	0.25	0.36	0.10	0.28	0.23	0.18	0.08	0.31	0.36	0.25
10-14	0.28	0.22	0.31	0.20	0.14	0.37	0.27	0.28	0.17	0.28	0.19	0.17	0.35	0.23	0.00
15-19	0.35	0.73	0.59	0.55	0.35	0.41	1.11	0.67	0.77	0.45	0.29	0.34	0.51	0.31	0.24

Age	Number of deaths per 1000 people														
	total					male					female				
	2016	2017	2018	2019	2020	2016	2017	2018	2019	2020	2016	2017	2018	2019	2020
20-24	0.62	0.69	1.03	0.97	0.72	1.11	0.93	1.69	1.16	0.93	0.14	0.45	0.36	0.78	0.52
25-29	1.07	0.86	0.84	0.70	0.90	1.84	1.40	1.19	1.07	1.50	0.38	0.39	0.53	0.37	0.35
30-34	2.05	1.68	1.21	1.39	1.23	2.77	2.40	1.76	2.28	1.43	1.38	1.01	0.70	0.56	1.05
35-39	3.03	2.80	2.00	2.36	2.44	4.87	4.03	2.55	3.45	3.32	1.32	1.65	1.48	1.33	1.61
40-44	4.27	3.46	4.42	3.50	3.75	7.23	4.85	6.76	4.69	5.84	1.75	2.26	2.35	2.42	1.83
45-49	5.96	5.64	4.92	6.02	6.37	9.04	8.32	7.20	9.55	9.39	3.39	3.41	3.01	3.08	3.84
50-54	7.36	7.05	7.70	6.22	8.23	11.02	10.97	11.42	9.55	12.57	4.47	3.91	4.69	3.54	4.69
55-59	11.30	11.51	10.74	10.12	12.98	16.12	16.57	15.77	14.84	18.53	7.59	7.58	6.79	6.40	8.63
60-64	18.09	18.66	15.90	16.24	20.44	29.51	27.20	25.11	25.35	30.01	10.08	12.56	9.26	9.68	13.47
65-69	24.36	23.20	24.82	25.12	31.09	38.57	38.48	38.80	38.50	48.20	15.27	13.42	15.85	16.52	20.07
70-74	36.45	37.42	36.38	38.91	48.92	56.21	61.41	55.36	57.60	76.22	26.34	24.34	25.67	28.28	33.50
75-79	69.32	70.06	60.64	62.26	78.65	96.53	94.36	91.01	84.50	113.14	57.09	59.30	47.40	52.73	64.17
80-84	95.40	100.01	106.33	103.60	139.16	119.75	147.01	134.17	139.61	197.83	85.96	81.24	95.17	89.64	117.35
85+	226.99	236.96	215.76	235.77	247.17	267.69	257.22	248.21	246.04	268.71	214.22	230.52	205.33	232.52	240.14
Rural population															
Total	6.80	5.58	6.42	6.44	7.90	7.80	6.41	7.36	7.03	8.41	5.82	5.18	5.47	5.84	7.37
0	8.57	10.59	7.69	9.65	8.91	8.82	10.85	7.3	9.51	10.34	8.30	10.32	8.10	9.81	7.38
1-4	0.73	0.52	0.94	0.81	0.26	0.90	0.34	1.06	1.18	0.30	0.56	0.71	0.81	0.41	0.21
5-9	0.40	0.29	0.12	0.37	0.12	0.52	0.42	0.16	0.32	0.24	0.27	0.15	0.08	0.42	0.00
10-14	0.37	0.09	0.27	0.17	0.21	0.48	0.08	0.53	0.17	0.33	0.26	0.09	0.00	0.18	0.09
15-19	0.78	0.74	0.55	0.50	0.71	1.09	0.95	0.86	0.43	1.06	0.44	0.51	0.23	0.57	0.34
20-24	0.96	1.27	0.78	1.16	0.62	1.37	1.88	0.92	1.58	0.84	0.51	0.60	0.62	0.67	0.36
25-29	1.58	0.94	1.65	1.02	0.83	2.60	1.54	2.37	1.36	1.00	0.47	0.27	0.83	0.63	0.63
30-34	1.93	1.41	2.04	1.28	1.78	2.60	2.28	2.91	1.85	2.37	1.21	0.47	1.07	0.65	1.12
35-39	3.56	2.36	2.65	2.23	3.46	5.05	3.54	4.68	2.67	4.24	1.98	1.11	0.50	1.74	2.61
40-44	4.74	3.11	4.30	3.40	4.66	6.82	4.29	6.61	4.81	7.12	2.63	1.91	1.90	1.93	2.09
45-49	4.98	5.13	5.47	5.60	5.36	8.17	7.92	8.31	7.01	6.63	1.78	2.32	2.59	4.18	4.10
50-54	8.34	6.95	6.92	6.77	8.98	13.04	10.52	10.43	9.11	12.77	3.72	3.40	3.42	4.42	5.18
55-59	9.46	9.45	10.14	10.86	13.05	14.06	13.75	14.91	15.28	19.14	5.27	5.50	5.70	6.65	7.16
60-64	17.21	14.60	16.89	16.23	17.73	25.25	21.70	25.28	23.39	25.98	10.71	8.76	9.75	9.99	10.48
65-69	21.52	24.26	23.04	22.40	31.67	34.63	37.59	35.84	33.04	44.70	12.01	14.78	14.18	14.92	22.18
70-74	41.39	31.76	33.69	32.82	38.63	61.10	43.96	40.54	46.45	48.95	28.91	23.58	28.96	23.67	31.90
75-79	68.63	59.67	63.33	64.59	79.32	87.25	82.24	84.18	77.55	89.02	58.81	48.18	52.65	57.63	73.88
80-84	129.26	92.15	89.07	93.26	132.43	145.15	102.94	110.43	117.57	148.01	121.58	86.66	78.39	81.90	125.28
85+	188.50	161.15	158.67	163.14	188.80	188.17	119.58	126.25	180.83	177.85	188.64	178.91	172.22	155.79	193.59

## Almaty

Age	Number of deaths, people														
	total					male					female				
	2016	2017	2018	2019	2020	2016	2017	2018	2019	2020	2016	2017	2018	2019	2020
Total population															
Total	13457	13486	13286	13578	16137	7504	7549	7308	7602	8927	5953	5937	5978	5976	7210
0	381	384	351	384	414	219	225	205	243	242	162	159	146	141	172
1-4	108	137	123	132	94	61	76	68	75	58	47	61	55	57	36
5-9	61	67	56	60	55	36	39	37	40	34	25	28	19	20	21
10-14	40	60	43	69	66	28	43	25	44	40	12	17	18	25	26
15-19	74	92	74	84	85	52	60	54	56	59	22	32	20	28	26
20-24	155	184	123	129	92	99	122	90	101	68	56	62	33	28	24
25-29	264	216	185	167	158	184	166	142	122	109	80	50	43	45	49
30-34	295	290	296	292	294	216	211	213	212	204	79	79	83	80	90
35-39	393	413	404	390	417	277	283	289	266	299	116	130	115	124	118
40-44	570	532	481	555	584	396	376	343	390	411	174	156	138	165	173
45-49	669	697	626	646	772	464	474	436	465	541	205	223	190	181	231
50-54	914	886	795	756	946	637	607	516	526	630	277	279	279	230	316
55-59	1167	1126	1144	1124	1361	770	722	736	735	903	397	404	408	389	458

Continuation

Age	Number of deaths, people														
	total					male					female				
	2016	2017	2018	2019	2020	2016	2017	2018	2019	2020	2016	2017	2018	2019	2020
60-64	1325	1328	1338	1460	1715	835	856	842	922	1074	490	472	496	538	641
65-69	1441	1462	1538	1534	1959	883	899	948	926	1166	558	563	590	608	793
70-74	1046	1023	1065	1241	1794	584	575	593	678	1003	462	448	472	563	791
75-79	1723	1690	1536	1405	1465	806	787	730	681	690	917	903	806	724	775
80-84	1263	1327	1551	1643	2168	507	566	612	689	880	756	761	939	954	1288
85+	1567	1572	1557	1507	1698	449	462	429	431	516	1118	1110	1128	1076	1182
notspecified	1	0	0	0	0	1	0	0	0	0	0	0	0	0	0
<b>Urban population</b>															
<b>Total</b>	4083	3968	4002	4014	4818	2210	2137	2130	2131	2573	1873	1831	1872	1883	2245
0	106	84	86	118	136	66	50	48	72	79	40	34	38	46	57
1-4	28	36	20	32	18	17	22	12	16	11	11	14	8	16	7
5-9	16	25	19	12	12	10	13	14	8	9	6	12	5	4	3
10-14	10	11	15	19	13	5	8	9	10	11	5	3	6	9	2
15-19	13	23	18	21	19	9	11	12	13	12	4	12	6	8	7
20-24	33	35	32	38	20	22	22	23	28	17	11	13	9	10	3
25-29	71	50	60	33	51	42	36	43	19	31	29	14	17	14	20
30-34	92	78	74	85	93	73	57	57	56	59	19	21	17	29	34
35-39	104	105	117	94	114	73	74	86	65	85	31	31	31	29	29
40-44	179	158	132	158	161	127	117	87	107	104	52	41	45	51	57
45-49	205	196	182	204	214	139	133	122	146	148	66	63	60	58	66
50-54	279	267	254	196	269	194	181	163	138	173	85	86	91	58	96
55-59	322	330	332	334	383	208	202	210	212	243	114	128	122	122	140
60-64	401	408	402	431	487	246	260	244	264	307	155	148	158	167	180
65-69	481	449	490	477	608	289	267	287	280	372	192	182	203	197	236
70-74	307	272	357	398	571	168	149	190	206	317	139	123	167	192	254
75-79	534	515	434	412	411	247	227	204	185	194	287	288	230	227	217
80-84	385	427	472	483	679	142	184	190	175	262	243	243	282	308	417
85+	517	499	506	469	559	133	124	129	131	139	384	375	377	338	420
not specified	0	0	0	0	0	0	0	0	0	0	0	0	0	0	0
<b>Rural population</b>															
<b>Total</b>	9374	9518	9284	9564	11319	5294	5412	5178	5471	6354	4080	4106	4106	4093	4965
0	275	300	265	266	278	153	175	157	171	163	122	125	108	95	115
1-4	80	101	103	100	76	44	54	56	59	47	36	47	47	41	29
5-9	45	42	37	48	43	26	26	23	32	25	19	16	14	16	18
10-14	30	49	28	50	53	23	35	16	34	29	7	14	12	16	24
15-19	61	69	56	63	66	43	49	42	43	47	18	20	14	20	19
20-24	122	149	91	91	72	77	100	67	73	51	45	49	24	18	21
25-29	193	166	125	134	107	142	130	99	103	78	51	36	26	31	29
30-34	203	212	222	207	201	143	154	156	156	145	60	58	66	51	56
35-39	289	308	287	296	303	204	209	203	201	214	85	99	84	95	89
40-44	391	374	349	397	423	269	259	256	283	307	122	115	93	114	116
45-49	464	501	444	442	558	325	341	314	319	393	139	160	130	123	165
50-54	635	619	541	560	677	443	426	353	388	457	192	193	188	172	220
55-59	845	796	812	790	978	562	520	526	523	660	283	276	286	267	318
60-64	924	920	936	1029	1228	589	596	598	658	767	335	324	338	371	461
65-69	960	1013	1048	1057	1351	594	632	661	646	794	366	381	387	411	557
70-74	739	751	708	843	1223	416	426	403	472	686	323	325	305	371	537
75-79	1189	1175	1102	993	1054	559	560	526	496	496	630	615	576	497	558
80-84	878	900	1079	1160	1489	365	382	422	514	618	513	518	657	646	871
85+	1050	1073	1051	1038	1139	316	338	300	300	377	734	735	751	738	762
not specified	1	0	0	0	0	1	0	0	0	0	0	0	0	0	0

Age	Number of deaths per 1000 people														
	Total					Male					Female				
	2016	2017	2018	2019	2020	2016	2017	2018	2019	2020	2016	2017	2018	2019	2020
<b>Total population</b>															
<b>Total</b>	6.85	6.74	6.55	6.63	7.81	7.75	7.64	7.28	7.50	8.73	5.97	5.86	5.84	5.78	6.90
0	7.54	7.66	6.98	7.61	7.70	8.33	8.66	7.94	9.34	8.79	6.68	6.59	5.96	5.76	6.56
1-4	0.58	0.71	0.63	0.68	0.48	0.64	0.77	0.67	0.74	0.58	0.52	0.65	0.58	0.60	0.38
5-9	0.31	0.32	0.26	0.27	0.25	0.35	0.36	0.34	0.36	0.30	0.26	0.28	0.18	0.19	0.19
10-14	0.27	0.39	0.26	0.39	0.36	0.37	0.54	0.29	0.49	0.42	0.17	0.23	0.23	0.29	0.29
15-19	0.62	0.76	0.59	0.64	0.62	0.84	0.96	0.84	0.83	0.84	0.38	0.54	0.33	0.44	0.39
20-24	1.08	1.36	0.97	1.09	0.81	1.32	1.73	1.36	1.63	1.16	0.82	0.97	0.55	0.49	0.44
25-29	1.54	1.31	1.18	1.13	1.14	2.11	1.96	1.74	1.56	1.48	0.94	0.62	0.58	0.65	0.75
30-34	1.84	1.74	1.75	1.73	1.78	2.71	2.54	2.51	2.50	2.45	0.98	0.95	0.98	0.96	1.11
35-39	2.85	2.95	2.82	2.67	2.81	4.04	4.05	4.05	3.65	4.05	1.68	1.85	1.60	1.69	1.58
40-44	4.45	4.10	3.67	4.23	4.42	6.28	5.87	5.29	5.99	6.28	2.68	2.37	2.09	2.50	2.59
45-49	5.81	5.95	5.24	5.32	6.28	8.33	8.33	7.50	7.85	9.01	3.45	3.70	3.10	2.91	3.68
50-54	8.10	7.89	7.15	6.85	8.58	11.92	11.36	9.71	9.98	11.96	4.66	4.74	4.80	3.99	5.49
55-59	12.10	11.23	10.99	10.53	12.65	17.39	15.65	15.31	14.85	18.03	7.61	7.46	7.28	6.80	7.96
60-64	18.65	17.87	17.31	18.10	20.17	26.58	25.98	24.51	25.67	28.29	12.37	11.41	11.55	12.02	13.62
65-69	28.49	27.25	27.22	25.98	32.23	41.94	40.40	40.35	37.59	45.75	18.89	17.93	17.88	17.67	22.47
70-74	39.06	37.46	35.70	36.48	46.28	53.36	51.14	48.54	49.57	65.74	29.18	27.89	26.80	27.68	33.65
75-79	59.48	59.12	56.62	56.96	66.24	75.36	75.24	73.53	74.64	82.65	50.19	49.81	46.86	46.58	56.29
80-84	99.71	91.22	95.53	92.29	114.03	111.27	108.30	105.77	110.90	135.99	93.22	81.65	89.86	82.32	102.71
85+	179.79	178.40	170.85	163.75	177.83	143.84	141.22	123.42	119.51	136.45	199.86	200.36	200.09	192.26	204.96
<b>Urban population</b>															
<b>Total</b>	8.63	8.45	8.68	8.83	10.63	9.79	9.51	9.65	9.81	11.90	7.58	7.47	7.79	7.94	9.47
0	8.40	6.61	6.85	9.33	10.52	10.07	7.64	7.48	10.96	11.96	6.61	5.52	6.2	7.16	9.01
1-4	0.59	0.76	0.43	0.71	0.40	0.71	0.91	0.51	0.69	0.48	0.48	0.61	0.36	0.74	0.32
5-9	0.34	0.51	0.38	0.24	0.23	0.42	0.52	0.55	0.31	0.35	0.26	0.50	0.20	0.16	0.12
10-14	0.31	0.33	0.43	0.52	0.34	0.30	0.46	0.51	0.54	0.56	0.32	0.18	0.35	0.51	0.11
15-19	0.48	0.86	0.67	0.76	0.67	0.65	0.80	0.87	0.93	0.83	0.31	0.93	0.46	0.60	0.50
20-24	1.00	1.18	1.21	1.58	0.87	1.29	1.42	1.65	2.22	1.44	0.69	0.92	0.72	0.88	0.27
25-29	1.78	1.34	1.76	1.07	1.80	2.13	1.91	2.45	1.17	2.05	1.43	0.75	1.03	0.96	1.52
30-34	2.55	2.17	2.13	2.57	2.90	4.19	3.27	3.34	3.42	3.71	1.02	1.14	0.97	1.73	2.11
35-39	3.20	3.30	3.79	3.13	3.88	4.67	4.84	5.83	4.54	6.08	1.83	1.87	1.92	1.85	1.88
40-44	5.82	5.23	4.50	5.54	5.75	9.00	8.40	6.37	8.02	7.91	3.13	2.52	2.87	3.37	3.84
45-49	7.19	6.91	6.50	7.40	7.88	10.63	10.26	9.64	11.81	12.19	4.27	4.08	3.91	3.81	4.39
50-54	9.89	9.74	9.62	7.61	10.58	15.35	14.78	13.85	12.05	15.27	5.46	5.67	6.22	4.06	6.81
55-59	13.08	13.14	13.03	13.03	15.03	19.44	18.38	18.80	18.91	21.95	8.19	9.06	8.53	8.45	9.72
60-64	21.45	21.26	20.55	21.59	23.53	32.04	33.28	30.79	32.61	36.32	14.07	13.01	13.58	14.07	14.70
65-69	34.22	30.70	32.83	31.29	39.40	53.40	48.05	50.43	47.99	63.42	22.21	20.07	21.98	20.93	24.67
70-74	43.65	37.33	44.29	43.40	55.11	61.81	52.64	61.99	61.36	86.75	32.21	27.61	33.43	33.02	37.87
75-79	67.78	67.45	61.97	65.91	74.32	92.56	89.35	88.91	89.35	101.68	55.09	56.53	48.84	54.30	59.91
80-84	108.06	107.26	107.64	101.36	136.51	123.16	143.30	136.69	118.97	176.43	100.83	90.10	94.16	93.50	119.52
85+	229.98	227.33	228.55	216.93	251.07	174.88	158.16	157.80	160.74	166.67	258.15	265.77	269.96	250.93	301.62
<b>Rural population</b>															
<b>Total</b>	6.28	6.22	5.92	6.00	7.02	7.13	7.09	6.61	6.87	7.88	5.44	5.35	5.24	5.14	6.15
0	7.26	8.02	7.02	7.03	6.82	7.76	9.00	8.09	8.79	7.78	6.71	6.96	5.88	5.16	5.80
1-4	0.57	0.70	0.69	0.66	0.51	0.62	0.72	0.73	0.76	0.61	0.53	0.67	0.65	0.56	0.40
5-9	0.30	0.26	0.22	0.28	0.25	0.33	0.32	0.27	0.37	0.28	0.26	0.21	0.17	0.19	0.21
10-14	0.26	0.40	0.21	0.36	0.36	0.39	0.56	0.24	0.47	0.39	0.13	0.24	0.19	0.24	0.34
15-19	0.65	0.73	0.57	0.61	0.61	0.90	1.01	0.83	0.81	0.84	0.40	0.43	0.29	0.40	0.36
20-24	1.10	1.42	0.91	0.96	0.79	1.33	1.81	1.28	1.48	1.08	0.86	0.98	0.50	0.40	0.48
25-29	1.46	1.30	1.02	1.15	0.97	2.10	1.97	1.54	1.67	1.33	0.79	0.59	0.45	0.56	0.56
30-34	1.63	1.63	1.65	1.53	1.51	2.30	2.35	2.30	2.28	2.15	0.97	0.89	0.99	0.76	0.86
35-39	2.74	2.85	2.55	2.55	2.54	3.85	3.83	3.58	3.44	3.57	1.62	1.84	1.51	1.65	1.50
40-44	4.02	3.75	3.44	3.87	4.06	5.50	5.17	5.00	5.47	5.87	2.52	2.32	1.85	2.24	2.23
45-49	5.36	5.64	4.85	4.71	5.83	7.63	7.76	6.90	6.81	8.21	3.16	3.57	2.83	2.62	3.45

Continuation

Age	Number of deaths per 1000 people														
	Total					Male					Female				
	2016	2017	2018	2019	2020	2016	2017	2018	2019	2020	2016	2017	2018	2019	2020
50-54	7.51	7.29	6.38	6.62	7.99	10.86	10.34	8.53	9.41	11.05	4.38	4.42	4.33	3.97	5.07
55-59	11.77	10.59	10.33	9.75	11.91	16.74	14.80	14.26	13.65	16.92	7.40	6.89	6.85	6.25	7.37
60-64	17.65	16.69	16.21	16.95	19.09	24.81	23.71	22.62	23.65	25.99	11.71	10.80	10.80	11.28	13.24
65-69	26.28	25.96	25.21	24.14	29.79	37.99	37.86	37.12	34.36	40.47	17.51	17.06	16.28	16.45	21.65
70-74	37.43	37.51	32.52	33.93	43.06	50.56	50.64	44.04	45.73	59.12	28.05	28.00	24.17	25.55	31.96
75-79	56.38	56.08	54.76	53.92	63.55	69.64	70.72	68.90	70.32	77.03	48.23	47.19	46.11	43.73	54.99
80-84	96.45	85.18	91.05	88.98	106.07	107.24	96.91	96.00	108.39	123.95	90.00	78.21	88.13	77.88	96.22
85+	162.35	162.17	152.33	147.42	155.56	133.84	135.88	112.85	107.47	127.91	178.74	178.01	177.08	173.67	174.19

## Atyrau

Age	Number of deaths, people														
	total					male					female				
	2016	2017	2018	2019	2020	2016	2017	2018	2019	2020	2016	2017	2018	2019	2020
<b>Total population</b>															
<b>Total</b>	3751	3456	3547	3601	4728	2122	1859	1913	2045	2641	1629	1597	1634	1556	2087
0	148	117	181	189	168	73	64	109	103	80	75	53	72	86	88
1-4	35	42	35	30	19	20	18	21	21	9	15	24	14	9	10
5-9	19	13	16	16	14	11	5	11	10	7	8	8	5	6	7
10-14	15	12	16	16	11	13	5	13	12	9	2	7	3	4	2
15-19	22	19	34	33	20	16	14	22	25	18	6	5	12	8	2
20-24	48	24	35	41	45	34	21	28	29	35	14	3	7	12	10
25-29	68	89	48	43	47	54	63	34	32	36	14	26	14	11	11
30-34	84	89	54	68	79	56	59	41	56	50	28	30	13	12	29
35-39	123	105	84	71	100	91	79	62	53	67	32	26	22	18	33
40-44	139	125	108	138	140	101	87	78	101	92	38	38	30	37	48
45-49	180	135	176	160	202	134	102	131	119	143	46	33	45	41	59
50-54	280	270	231	226	306	202	186	172	169	208	78	84	59	57	98
55-59	344	294	297	330	468	255	209	210	231	325	89	85	87	99	143
60-64	312	307	382	383	563	205	202	247	272	363	107	105	135	111	200
65-69	351	312	331	372	514	237	191	190	249	337	114	121	141	123	177
70-74	243	214	233	266	507	138	114	120	153	284	105	100	113	113	223
75-79	473	438	400	296	389	207	199	166	139	189	266	239	234	157	200
80-84	418	384	409	482	609	153	131	143	169	232	265	253	266	313	377
85+	449	467	477	441	527	122	110	115	102	157	327	357	362	339	370
not specified	0	0	0	0	0	0	0	0	0	0	0	0	0	0	0
<b>Urban population</b>															
<b>Total</b>	1812	1762	1853	1933	2661	1015	910	962	1065	1473	797	852	891	868	1188
0	79	68	88	118	95	36	36	47	59	50	43	32	41	59	45
1-4	15	19	15	8	4	8	5	6	5	0	7	14	9	3	4
5-9	7	3	10	10	9	5	1	7	6	4	2	2	3	4	5
10-14	5	3	8	7	3	5	2	6	6	2	0	1	2	1	1
15-19	5	6	13	17	9	4	3	8	14	9	1	3	5	3	-
20-24	20	8	19	27	18	14	8	13	17	13	6	0	6	10	5
25-29	31	42	28	17	21	25	27	21	12	17	6	15	7	5	4
30-34	37	49	24	39	35	24	34	19	30	20	13	15	5	9	15
35-39	55	59	47	40	59	40	42	34	33	39	15	17	13	7	20
40-44	69	61	53	75	91	47	39	37	52	60	22	22	16	23	31
45-49	92	70	100	88	119	68	50	75	63	81	24	20	25	25	38
50-54	131	151	134	131	177	93	99	99	92	113	38	52	35	39	64
55-59	158	149	137	172	264	115	99	85	111	183	43	50	52	61	81
60-64	166	160	204	197	331	115	110	133	140	202	51	50	71	57	129
65-69	182	174	184	199	287	118	101	106	135	190	64	73	78	64	97
70-74	117	114	132	155	284	68	58	68	84	170	49	56	64	71	114



Continuation

Age	Number of deaths, people														
	total					male					female				
	2016	2017	2018	2019	2020	2016	2017	2018	2019	2020	2016	2017	2018	2019	2020
75-79	220	209	190	153	246	93	90	74	56	117	127	119	116	97	129
80-84	197	192	209	242	320	67	60	68	93	117	130	132	141	149	203
85+	226	225	258	238	289	70	46	56	57	86	156	179	202	181	203
not specified	0	0	0	0	0	0	0	0	0	0	0	0	0	0	0
<b>Rural population</b>															
<b>Total</b>	1939	1694	1694	1668	2067	1107	949	951	980	1168	832	745	743	688	899
0	69	49	93	71	73	37	28	62	44	30	32	21	31	27	43
1-4	20	23	20	22	15	12	13	15	16	9	8	10	5	6	6
5-9	12	10	6	6	5	6	4	4	4	3	6	6	2	2	2
10-14	10	9	8	9	8	8	3	7	6	7	2	6	1	3	1
15-19	17	13	21	16	11	12	11	14	11	9	5	2	7	5	2
20-24	28	16	16	14	27	20	13	15	12	22	8	3	1	2	5
25-29	37	47	20	26	26	29	36	13	20	19	8	11	7	6	7
30-34	47	40	30	29	44	32	25	22	26	30	15	15	8	3	14
35-39	68	46	37	31	41	51	37	28	20	28	17	9	9	11	13
40-44	70	64	55	63	49	54	48	41	49	32	16	16	14	14	17
45-49	88	65	76	72	83	66	52	56	56	62	22	13	20	16	21
50-54	149	119	97	95	129	109	87	73	77	95	40	32	24	18	34
55-59	186	145	160	158	204	140	110	125	120	142	46	35	35	38	62
60-64	146	147	178	186	232	90	92	114	132	161	56	55	64	54	71
65-69	169	138	147	173	227	119	90	84	114	147	50	48	63	59	80
70-74	126	100	101	111	223	70	56	52	69	114	56	44	49	42	109
75-79	253	229	210	143	143	114	109	92	83	72	139	120	118	60	71
80-84	221	192	200	240	289	86	71	75	76	115	135	121	125	164	174
85+	223	242	219	203	238	52	64	59	45	71	171	178	160	158	167
not specified	0	0	0	0	0	0	0	0	0	0	0	0	0	0	0

Continuation

Age	Number of deaths per 1000 people														
	total					male					female				
	2016	2017	2018	2019	2020	2016	2017	2018	2019	2020	2016	2017	2018	2019	2020
<b>Total population</b>															
<b>Total</b>	6.24	5.63	5.65	5.63	7.26	7.18	6.15	6.19	6.49	8.23	5.33	5.12	5.14	4.80	6.32
0	8.87	7.10	10.69	11.13	9.37	8.49	7.52	12.44	11.63	8.66	9.28	6.64	8.80	10.57	10.13
1-4	0.55	0.65	0.54	0.46	0.29	0.61	0.54	0.63	0.62	0.27	0.49	0.77	0.44	0.28	0.31
5-9	0.29	0.18	0.22	0.21	0.18	0.32	0.14	0.29	0.26	0.18	0.25	0.23	0.14	0.16	0.19
10-14	0.32	0.24	0.30	0.28	0.18	0.54	0.20	0.48	0.41	0.29	0.09	0.29	0.12	0.14	0.07
15-19	0.55	0.48	0.85	0.79	0.46	0.78	0.68	1.06	1.17	0.81	0.31	0.26	0.62	0.40	0.09
20-24	1.03	0.53	0.80	0.98	1.11	1.40	0.90	1.24	1.33	1.66	0.62	0.14	0.34	0.60	0.51
25-29	1.22	1.62	0.90	0.84	0.95	1.94	2.28	1.26	1.22	1.42	0.51	0.96	0.53	0.44	0.46
30-34	1.74	1.76	1.02	1.24	1.42	2.33	2.34	1.55	2.05	1.80	1.16	1.18	0.49	0.44	1.04
35-39	3.07	2.55	1.97	1.62	2.20	4.62	3.88	2.94	2.42	2.96	1.57	1.24	1.02	0.82	1.45
40-44	3.97	3.54	2.99	3.72	3.68	5.87	5.02	4.43	5.59	4.95	2.14	2.11	1.62	1.94	2.46
45-49	5.26	3.95	5.18	4.72	5.97	8.07	6.15	7.90	7.19	8.66	2.61	1.88	2.58	2.37	3.40
50-54	8.29	7.96	6.84	6.76	9.25	12.62	11.50	10.67	10.62	13.22	4.39	4.73	3.34	3.26	5.65
55-59	12.53	10.22	9.90	10.62	14.78	20.63	16.12	15.39	16.18	22.25	5.90	5.38	5.32	5.89	8.38
60-64	16.91	15.38	17.86	16.95	23.53	26.06	23.48	26.59	27.79	34.98	10.11	9.24	11.15	8.67	14.76
65-69	30.13	24.96	24.75	25.88	33.65	51.66	39.20	36.35	43.75	55.34	16.14	15.87	17.31	14.16	19.27
70-74	45.34	38.56	37.25	35.39	57.77	73.80	57.11	52.39	55.64	89.34	30.09	28.13	28.51	23.71	39.85
75-79	69.91	68.21	68.70	58.88	90.68	93.90	96.84	91.41	90.03	146.28	58.31	54.74	58.41	45.15	66.71
80-84	131.14	107.11	103.98	113.32	140.52	169.44	127.25	125.11	138.30	189.85	116.00	99.00	95.32	103.27	121.11
85+	231.38	245.27	254.20	250.35	300.89	243.63	267.25	243.09	237.76	362.17	220.35	245.36	253.86	255.37	280.73
<b>Urban population</b>															
<b>Total</b>	6.30	5.48	5.65	5.52	7.50	7.37	5.88	6.09	6.30	8.58	5.32	5.10	5.25	4.80	6.48
0	9.22	7.46	9.67	12.32	9.74	8.17	7.57	9.99	11.81	9.89	10.34	7.34	9.32	12.86	9.58
1-4	0.47	0.56	0.42	0.21	0.11	0.49	0.29	0.33	0.26	0.00	0.45	0.84	0.52	0.16	0.22

Continuation

Age	Number of deaths per 1000 people														
	total					male					female				
	2016	2017	2018	2019	2020	2016	2017	2018	2019	2020	2016	2017	2018	2019	2020
5-9	0.22	0.08	0.25	0.23	0.21	0.30	0.05	0.34	0.27	0.18	0.13	0.11	0.15	0.19	0.23
10-14	0.24	0.13	0.31	0.24	0.09	0.48	0.17	0.45	0.39	0.12	0.00	0.09	0.16	0.07	0.06
15-19	0.29	0.33	0.67	0.81	0.41	0.45	0.32	0.81	1.30	0.81	0.12	0.34	0.53	0.29	0.00
20-24	0.98	0.39	0.92	1.29	0.88	1.35	0.77	1.23	1.58	1.23	0.60	0.00	0.60	0.98	0.50
25-29	1.11	1.47	0.99	0.61	0.80	1.85	1.95	1.51	0.86	1.30	0.42	1.02	0.48	0.35	0.30
30-34	1.51	1.82	0.82	1.24	1.10	2.05	2.63	1.35	1.97	1.30	1.02	1.07	0.33	0.55	0.91
35-39	2.77	2.74	2.04	1.60	2.29	4.28	4.14	3.10	2.76	3.15	1.42	1.50	1.07	0.54	1.49
40-44	4.12	3.45	2.81	3.66	4.31	5.99	4.71	4.21	5.44	6.09	2.47	2.34	1.59	2.10	2.75
45-49	5.56	4.07	5.65	4.79	6.55	8.97	6.29	9.09	7.32	9.50	2.68	2.17	2.64	2.56	3.94
50-54	8.01	8.82	7.56	7.13	9.76	12.65	12.79	12.33	11.07	13.78	4.22	5.55	3.61	3.88	6.44
55-59	12.12	10.41	8.80	10.25	15.45	20.60	16.08	12.50	14.92	24.12	5.76	6.13	5.92	6.53	8.52
60-64	18.61	16.02	18.53	16.21	25.90	31.94	26.93	29.19	27.86	38.18	9.59	8.47	11.00	8.00	17.22
65-69	31.86	27.51	26.67	25.88	35.22	54.23	42.32	40.76	46.26	61.41	18.09	18.53	18.15	13.42	19.19
70-74	46.38	40.67	39.76	37.58	59.64	78.21	58.35	57.17	57.20	102.16	29.64	30.96	30.04	26.73	36.80
75-79	77.29	74.10	70.95	61.88	113.57	107.64	106.51	93.67	75.57	184.54	64.06	60.24	61.44	56.02	84.20
80-84	146.41	120.98	115.41	119.51	158.10	190.88	145.81	142.71	174.48	226.74	130.72	112.29	105.66	99.87	134.62
85+	293.32	282.31	308.24	311.93	400.83	359.90	232.32	268.59	295.34	488.64	270.83	298.83	321.40	317.54	372.48
Rural population															
Total	6.19	5.79	5.66	5.76	6.98	7.02	6.43	6.29	6.70	7.82	5.35	4.92	5.01	4.80	6.12
0	8.53	6.66	11.85	9.58	8.97	8.88	7.43	15.31	11.62	7.19	8.16	5.85	8.15	7.61	10.85
1-4	0.64	0.76	0.68	0.79	0.53	0.74	0.83	0.99	1.12	0.62	0.53	0.68	0.35	0.45	0.44
5-9	0.35	0.30	0.18	0.18	0.15	0.34	0.23	0.23	0.24	0.17	0.36	0.36	0.12	0.13	0.12
10-14	0.38	0.34	0.30	0.33	0.28	0.59	0.22	0.50	0.43	0.48	0.16	0.47	0.08	0.23	0.07
15-19	0.75	0.60	1.00	0.78	0.51	1.02	0.98	1.29	1.03	0.81	0.46	0.19	0.70	0.50	0.19
20-24	1.06	0.65	0.70	0.67	1.34	1.44	1.00	1.24	1.09	2.09	0.64	0.26	0.09	0.20	0.52
25-29	1.34	1.80	0.81	1.11	1.12	2.02	2.62	0.99	1.62	1.55	0.60	0.88	0.60	0.54	0.64
30-34	1.98	1.69	1.27	1.26	1.87	2.59	2.03	1.78	2.16	2.44	1.32	1.32	0.71	0.27	1.24
35-39	3.37	2.33	1.90	1.63	2.08	4.93	3.63	2.76	2.01	2.72	1.73	0.94	0.96	1.21	1.38
40-44	3.83	3.62	3.18	3.79	2.89	5.76	5.30	4.65	5.75	3.67	1.80	1.86	1.65	1.73	2.06
45-49	4.97	3.83	4.67	4.64	5.29	7.32	6.01	6.72	7.04	7.76	2.53	1.56	2.51	2.11	2.73
50-54	8.56	7.08	6.04	6.31	8.62	12.59	10.33	9.02	10.13	12.61	4.57	3.82	3.02	2.41	4.58
55-59	12.91	10.04	11.09	11.05	14.00	20.65	16.17	18.25	17.55	20.23	6.03	4.59	4.62	5.09	8.21
60-64	15.33	14.73	17.15	17.82	20.81	21.10	20.36	24.09	27.73	31.66	10.65	10.07	11.33	9.51	11.71
65-69	28.46	22.36	22.71	25.87	31.86	49.35	36.21	31.98	41.12	49.07	14.18	13.02	16.38	15.07	19.38
70-74	44.41	36.40	34.42	32.73	55.56	69.97	55.89	47.23	53.86	75.30	30.48	25.21	26.72	19.90	43.62
75-79	64.55	63.60	66.78	55.98	67.33	85.04	90.08	89.67	102.60	109.42	53.90	50.20	55.70	34.37	48.43
80-84	119.98	96.10	94.23	107.70	125.05	155.80	114.89	112.53	110.22	162.89	104.65	87.68	85.85	106.56	108.41
85+	190.60	218.61	210.68	203.30	230.96	198.47	254.98	243.80	186.72	275.73	188.33	207.94	200.63	208.58	216.04

## Batys Kazakhstan

Age	Number of deaths, people														
	total					male					female				
	2016	2017	2018	2019	2020	2016	2017	2018	2019	2020	2016	2017	2018	2019	2020
Total population															
Total	5667	5426	5515	5532	6647	3103	2912	3015	2996	3615	2564	2514	2500	2536	3032
0	107	86	86	92	125	65	47	57	57	63	42	39	29	35	62
1-4	19	25	15	20	24	12	12	7	13	16	7	13	8	7	8
5-9	14	14	20	16	20	11	6	13	9	15	3	8	7	7	5
10-14	22	10	13	20	16	14	4	6	10	12	8	6	7	10	4
15-19	25	34	31	26	23	16	22	19	20	18	9	12	12	6	5
20-24	59	52	46	39	38	44	44	31	29	25	15	8	15	10	13
25-29	90	76	77	63	57	76	52	60	48	39	14	24	17	15	18
30-34	94	92	105	99	134	75	72	74	67	100	19	20	31	32	34
35-39	157	170	147	119	160	116	130	107	89	116	41	40	40	30	44
40-44	199	179	167	162	193	154	120	126	125	140	45	59	41	37	53

Age	Number of deaths, people														
	total					male					female				
	2016	2017	2018	2019	2020	2016	2017	2018	2019	2020	2016	2017	2018	2019	2020
45-49	245	241	231	240	253	177	161	163	173	176	68	80	68	67	77
50-54	376	337	360	311	332	281	256	274	228	229	95	81	86	83	103
55-59	488	437	509	486	506	337	301	365	352	376	151	136	144	134	130
60-64	496	489	499	540	727	344	339	344	361	500	152	150	155	179	227
65-69	540	533	556	554	710	333	332	344	361	445	207	201	212	193	265
70-74	336	335	387	467	680	182	197	210	258	401	154	138	177	209	279
75-79	923	841	694	625	578	400	375	313	281	246	523	466	381	344	332
80-84	644	687	730	864	1155	241	245	272	308	434	403	442	458	556	721
85+	822	787	842	789	916	216	196	230	207	264	606	591	612	582	652
not specified	11	1	0	0	0	9	1	0	0	0	2	0	0	0	0
<b>Urban population</b>															
<b>Total</b>	2971	2752	2970	3010	3731	1599	1418	1576	1514	1949	1372	1334	1394	1496	1782
0	58	52	50	55	80	36	25	34	35	41	22	27	16	20	39
1-4	12	12	8	13	14	7	5	4	7	10	5	7	4	6	4
5-9	6	9	7	4	8	6	4	5	2	7	0	5	2	2	1
10-14	10	2	2	7	6	8	1	0	3	4	2	1	2	4	2
15-19	9	14	11	10	9	4	9	6	5	7	5	5	5	5	2
20-24	26	29	27	12	16	18	24	15	8	11	8	5	12	4	5
25-29	42	38	46	32	27	32	24	37	22	19	10	14	9	10	8
30-34	55	49	65	59	78	45	33	42	38	58	10	16	23	21	20
35-39	83	99	85	62	102	58	75	62	45	74	25	24	23	17	28
40-44	104	78	88	87	109	73	50	64	65	79	31	28	24	22	30
45-49	125	115	118	110	129	88	71	79	72	83	37	44	39	38	46
50-54	203	159	167	163	169	144	120	123	112	108	59	39	44	51	61
55-59	268	215	275	248	267	183	147	194	163	186	85	68	81	85	81
60-64	270	232	266	300	406	181	154	176	197	271	89	78	90	103	135
65-69	284	302	304	321	419	173	179	184	188	263	111	123	120	133	156
70-74	176	167	221	276	400	98	99	107	149	220	78	68	114	127	180
75-79	442	390	348	321	311	186	164	159	144	125	256	226	189	177	186
80-84	326	354	382	462	620	124	120	151	143	225	202	234	231	319	395
85+	461	435	500	468	561	126	113	134	116	158	335	322	366	352	403
not specified	11	1	0	0	0	9	1	0	0	0	2	0	0	0	0
<b>Rural population</b>															
<b>Total</b>	2696	2674	2545	2522	2916	1504	1494	1439	1482	1666	1192	1180	1106	1040	1250
0	49	34	36	37	45	29	22	23	22	22	20	12	13	15	23
1-4	7	13	7	7	10	5	7	3	6	6	2	6	4	1	4
5-9	8	5	13	12	12	5	2	8	7	8	3	3	5	5	4
10-14	12	8	11	13	10	6	3	6	7	8	6	5	5	6	2
15-19	16	20	20	16	14	12	13	13	15	11	4	7	7	1	3
20-24	33	23	19	27	22	26	20	16	21	14	7	3	3	6	8
25-29	48	38	31	31	30	44	28	23	26	20	4	10	8	5	10
30-34	39	43	40	40	56	30	39	32	29	42	9	4	8	11	14
35-39	74	71	62	57	58	58	55	45	44	42	16	16	17	13	16
40-44	95	101	79	75	84	81	70	62	60	61	14	31	17	15	23
45-49	120	126	113	130	124	89	90	84	101	93	31	36	29	29	31
50-54	173	178	193	148	163	137	136	151	116	121	36	42	42	32	42
55-59	220	222	234	238	239	154	154	171	189	190	66	68	63	49	49
60-64	226	257	233	240	321	163	185	168	164	229	63	72	65	76	92
65-69	256	231	252	233	291	160	153	160	173	182	96	78	92	60	109
70-74	160	168	166	191	280	84	98	103	109	181	76	70	63	82	99
75-79	481	451	346	304	267	214	211	154	137	121	267	240	192	167	146
80-84	318	333	348	402	535	117	125	121	165	209	201	208	227	237	326
85+	361	352	342	321	355	90	83	96	91	106	271	269	246	230	249
not specified	0	0	0	0	0	0	0	0	0	0	0	0	0	0	0

Continuation

Age	Number of deaths per 1000 people														
	total					male					female				
	2016	2017	2018	2019	2020	2016	2017	2018	2019	2020	2016	2017	2018	2019	2020
<b>Total population</b>															
<b>Total</b>	8.87	8.42	8.49	8.45	10.09	10.04	9.34	9.58	9.44	11.29	7.76	7.56	7.47	7.52	8.94
0	8.14	6.66	6.61	7.01	9.19	9.44	7.06	8.51	8.32	8.92	6.71	6.25	4.59	5.59	9.47
1-4	0.38	0.49	0.29	0.39	0.46	0.47	0.46	0.26	0.49	0.60	0.29	0.53	0.32	0.28	0.32
5-9	0.26	0.25	0.34	0.27	0.33	0.39	0.21	0.43	0.29	0.48	0.11	0.29	0.25	0.24	0.17
10-14	0.53	0.23	0.28	0.42	0.32	0.65	0.18	0.25	0.40	0.46	0.39	0.28	0.32	0.43	0.16
15-19	0.64	0.90	0.82	0.68	0.58	0.82	1.15	1.00	1.03	0.89	0.46	0.64	0.64	0.32	0.26
20-24	1.17	1.10	1.04	0.95	0.99	1.70	1.82	1.37	1.38	1.28	0.61	0.35	0.69	0.49	0.69
25-29	1.56	1.34	1.40	1.18	1.11	2.60	1.79	2.12	1.74	1.47	0.50	0.87	0.63	0.58	0.73
30-34	1.89	1.77	1.94	1.79	2.40	3.00	2.77	2.73	2.40	3.53	0.77	0.77	1.15	1.17	1.23
35-39	3.62	3.89	3.32	2.63	3.44	5.37	5.93	4.82	3.93	4.98	1.89	1.83	1.82	1.33	1.90
40-44	4.87	4.40	4.08	3.94	4.69	7.77	6.07	6.30	6.20	6.90	2.14	2.82	1.96	1.77	2.54
45-49	6.04	5.97	5.76	6.02	6.38	9.03	8.27	8.44	9.01	9.23	3.24	3.83	3.27	3.24	3.74
50-54	8.80	8.04	8.83	7.81	8.48	13.88	12.90	14.15	12.06	12.28	4.22	3.67	4.02	3.97	5.02
55-59	12.82	11.03	12.56	11.86	12.39	19.53	16.62	19.61	18.59	19.86	7.24	6.32	6.57	6.08	5.93
60-64	18.39	17.15	16.46	17.01	21.84	30.29	28.07	26.67	26.47	34.72	9.71	9.13	8.90	9.88	12.02
65-69	29.44	27.23	27.01	25.28	30.75	46.11	43.21	42.80	42.36	49.42	18.59	16.90	16.89	14.41	18.82
70-74	37.84	37.22	38.33	39.05	49.18	58.54	60.31	56.04	58.38	80.25	26.69	24.07	27.88	27.72	31.60
75-79	67.29	65.25	60.92	66.03	75.45	95.44	96.82	92.78	101.30	108.80	54.87	51.69	47.51	51.40	61.48
80-84	111.75	101.66	95.05	101.34	128.28	143.24	124.30	123.64	129.19	179.64	98.74	92.34	83.58	90.52	109.44
85+	213.06	207.43	224.14	216.16	251.93	238.54	218.38	257.85	240.98	307.87	205.25	204.04	213.65	208.53	234.66
<b>Urban population</b>															
<b>Total</b>	9.26	8.37	8.83	8.81	10.77	10.77	9.30	10.08	9.50	12.04	7.96	7.57	7.75	8.20	9.66
0	7.89	7.04	6.62	7.30	10.38	9.36	6.56	8.79	8.90	10.23	6.27	7.57	4.34	5.57	10.55
1-4	0.45	0.44	0.29	0.45	0.47	0.51	0.35	0.27	0.47	0.65	0.39	0.54	0.30	0.43	0.28
5-9	0.23	0.31	0.23	0.12	0.24	0.44	0.27	0.31	0.12	0.41	0.00	0.36	0.13	0.13	0.06
10-14	0.57	0.11	0.10	0.31	0.24	0.89	0.10	0.00	0.26	0.32	0.23	0.11	0.20	0.37	0.17
15-19	0.53	0.81	0.62	0.57	0.50	0.49	1.08	0.70	0.57	0.76	0.57	0.56	0.55	0.57	0.22
20-24	1.04	1.25	1.25	0.60	0.87	1.48	2.12	1.41	0.81	1.21	0.62	0.42	1.09	0.39	0.53
25-29	1.34	1.21	1.50	1.09	0.98	2.14	1.60	2.52	1.54	1.40	0.61	0.86	0.57	0.66	0.57
30-34	2.04	1.71	2.17	1.92	2.50	3.51	2.43	2.93	2.58	3.88	0.71	1.07	1.47	1.31	1.23
35-39	3.67	4.25	3.54	2.48	3.95	5.38	6.73	5.41	3.79	6.01	2.11	1.98	1.83	1.30	2.07
40-44	5.06	3.76	4.16	4.04	4.99	7.81	5.29	6.57	6.49	7.73	2.77	2.48	2.11	1.91	2.58
45-49	6.30	5.76	5.87	5.46	6.37	9.79	7.85	8.70	7.93	9.11	3.41	4.03	3.54	3.44	4.13
50-54	9.73	7.75	8.33	8.25	8.63	15.51	13.13	13.80	12.77	12.41	5.08	3.43	3.95	4.64	5.61
55-59	14.26	10.88	13.54	12.08	13.03	22.85	17.36	22.23	18.40	21.01	7.84	6.02	6.99	7.28	6.96
60-64	20.05	16.02	17.06	18.22	23.42	33.78	26.64	28.31	29.90	39.14	10.92	8.96	9.60	10.43	12.96
65-69	29.25	29.13	27.79	27.55	34.24	48.11	46.90	45.95	44.24	58.71	18.12	18.78	17.30	17.97	20.11
70-74	39.22	35.21	40.60	42.55	52.65	66.08	60.62	55.54	65.29	84.49	25.97	21.86	32.42	30.21	36.05
75-79	63.94	59.58	59.78	65.12	77.09	96.19	90.96	100.54	108.07	113.64	51.35	47.65	44.58	49.21	63.37
80-84	107.58	99.70	94.36	103.21	130.66	144.84	120.18	139.30	124.89	194.13	92.86	91.69	77.92	95.75	110.15
85+	215.12	207.19	243.96	237.38	293.56	245.85	231.56	282.70	257.78	367.12	205.46	199.81	232.31	231.35	272.21
<b>Rural population</b>															
<b>Total</b>	8.47	8.48	8.12	8.06	9.32	9.37	9.38	9.09	9.37	10.53	7.55	7.56	7.14	6.73	8.09
0	8.42	6.14	6.59	6.60	7.63	9.54	7.72	8.13	7.53	7.21	7.17	4.48	4.94	5.59	8.07
1-4	0.30	0.56	0.30	0.31	0.45	0.42	0.58	0.25	0.51	0.52	0.18	0.53	0.36	0.09	0.38
5-9	0.29	0.18	0.48	0.45	0.44	0.35	0.14	0.57	0.50	0.57	0.23	0.23	0.38	0.39	0.30
10-14	0.50	0.32	0.43	0.50	0.38	0.48	0.24	0.46	0.52	0.59	0.51	0.42	0.41	0.49	0.16
15-19	0.73	0.97	1.00	0.78	0.65	1.05	1.21	1.25	1.42	1.01	0.38	0.71	0.73	0.10	0.29
20-24	1.29	0.95	0.83	1.27	1.11	1.88	1.55	1.33	1.87	1.33	0.60	0.27	0.28	0.60	0.85
25-29	1.83	1.50	1.27	1.29	1.27	3.07	2.01	1.69	1.96	1.54	0.34	0.88	0.74	0.47	0.94
30-34	1.71	1.84	1.66	1.63	2.27	2.47	3.14	2.50	2.20	3.15	0.84	0.37	0.71	0.96	1.24
35-39	3.58	3.47	3.07	2.82	2.81	5.36	5.10	4.19	4.09	3.82	1.62	1.65	1.79	1.37	1.65
40-44	4.67	5.06	3.98	3.83	4.35	7.73	6.78	6.05	5.91	6.06	1.42	3.21	1.78	1.59	2.49
45-49	5.79	6.18	5.64	6.59	6.39	8.40	8.63	8.20	9.99	9.35	3.06	3.61	2.96	3.01	3.28

Age	Number of deaths per 1000 people														
	total					male					female				
	2016	2017	2018	2019	2020	2016	2017	2018	2019	2020	2016	2017	2018	2019	2020
50-54	7.90	8.32	9.31	7.38	8.32	12.49	12.70	14.45	11.44	12.17	3.29	3.94	4.09	3.23	4.36
55-59	11.41	11.17	11.58	11.63	11.74	16.62	15.96	17.30	18.75	18.85	6.59	6.65	6.10	4.72	4.76
60-64	16.73	18.33	15.82	15.70	20.13	27.14	29.39	25.15	23.26	30.63	8.39	9.32	8.08	9.22	10.86
65-69	29.64	25.09	26.12	22.71	26.83	44.13	39.57	39.68	40.49	40.22	19.16	14.61	16.39	10.02	17.24
70-74	36.43	39.47	35.67	34.89	44.96	51.66	59.99	56.56	51.01	75.67	27.48	26.69	22.24	24.57	25.81
75-79	70.71	71.10	62.11	67.01	73.63	94.80	101.93	85.94	95.04	104.13	58.75	56.17	50.81	53.96	59.23
80-84	116.40	103.84	95.83	99.27	125.59	141.56	128.53	108.42	133.17	166.14	105.48	93.09	90.24	84.33	108.59
85+	210.50	207.73	200.35	191.24	205.80	229.01	202.69	229.67	222.49	248.24	204.99	209.34	190.85	181.17	191.83

## Zhambyl

Age	Number of deaths, people														
	total					male					female				
	2016	2017	2018	2019	2020	2016	2017	2018	2019	2020	2016	2017	2018	2019	2020
<b>Total population</b>															
<b>Total</b>	7306	7241	7190	7387	9139	4087	4001	4038	4145	5008	3219	3240	3152	3242	4131
0	248	220	199	240	197	146	136	118	148	117	102	84	81	92	80
1-4	79	70	62	73	59	37	35	31	41	32	42	35	31	32	27
5-9	45	33	33	36	32	31	20	19	25	18	14	13	14	11	14
10-14	19	35	45	40	24	9	21	34	32	14	10	14	11	8	10
15-19	58	48	50	51	37	40	32	35	30	29	18	16	15	21	8
20-24	76	57	76	66	70	49	41	57	43	46	27	16	19	23	24
25-29	116	104	87	106	91	84	78	57	80	65	32	26	30	26	26
30-34	154	122	134	136	155	111	85	96	99	107	43	37	38	37	48
35-39	214	182	190	184	182	170	123	141	141	136	44	59	49	43	46
40-44	327	287	251	247	273	223	208	185	174	210	104	79	66	73	63
45-49	326	344	324	352	373	222	258	227	240	257	104	86	97	112	116
50-54	486	463	409	413	543	343	313	283	288	368	143	150	126	125	175
55-59	609	600	574	603	809	422	414	387	413	551	187	186	187	190	258
60-64	700	738	718	729	1000	446	460	465	489	611	254	278	253	240	389
65-69	798	865	845	886	1092	491	515	531	523	650	307	350	314	363	442
70-74	595	548	590	724	1124	355	306	334	406	615	240	242	256	318	509
75-79	1019	1001	935	789	924	449	456	461	380	426	570	545	474	409	498
80-84	585	653	825	925	1262	233	277	327	355	490	352	376	498	570	772
85+	849	866	829	780	889	223	218	237	231	263	626	648	592	549	626
not specified	3	5	14	7	3	3	5	13	7	3	0	0	1	0	0
<b>Urban population</b>															
<b>Total</b>	3323	3386	3284	3446	4544	1835	1833	1801	1930	2464	1488	1553	1483	1516	2080
0	125	103	81	122	123	78	66	52	72	75	47	37	29	50	48
1-4	26	25	26	27	20	17	12	13	20	12	9	13	13	7	8
5-9	15	11	19	15	13	11	7	11	9	5	4	4	8	6	8
10-14	7	13	14	12	8	3	7	11	10	6	4	6	3	2	2
15-19	18	20	21	20	17	12	13	15	11	17	6	7	6	9	-
20-24	29	26	38	28	29	18	15	28	18	17	11	11	10	10	12
25-29	46	55	35	46	46	31	42	22	36	33	15	13	13	10	13
30-34	70	55	67	66	77	49	34	47	46	48	21	21	20	20	29
35-39	116	80	94	104	101	89	52	71	84	71	27	28	23	20	30
40-44	166	131	129	124	137	105	99	93	90	98	61	32	36	34	39
45-49	149	162	165	178	196	100	119	115	113	129	49	43	50	65	67
50-54	208	221	191	191	261	146	140	126	137	180	62	81	65	54	81
55-59	289	288	267	277	398	208	190	180	193	263	81	98	87	84	135
60-64	331	378	319	354	499	212	230	202	234	313	119	148	117	120	186
65-69	373	423	384	420	568	216	257	232	254	326	157	166	152	166	242
70-74	254	246	263	328	583	154	136	138	176	318	100	110	125	152	265
75-79	453	433	413	329	413	189	183	204	159	183	264	250	209	170	230
80-84	263	303	373	409	611	101	125	135	153	245	162	178	238	256	366

Continuation

Age	Number of deaths, people														
	total					male					female				
	2016	2017	2018	2019	2020	2016	2017	2018	2019	2020	2016	2017	2018	2019	2020
85+	382	411	372	389	441	93	104	94	108	122	289	307	278	281	319
not specified	3	2	13	7	3	3	2	12	7	3	0	0	1	0	0
<b>Rural population</b>															
<b>Total</b>	3983	3855	3906	3941	4595	2252	2168	2237	2215	2544	1731	1687	1669	1726	2051
0	123	117	118	118	74	68	70	66	76	42	55	47	52	42	32
1-4	53	45	36	46	39	20	23	18	21	20	33	22	18	25	19
5-9	30	22	14	21	19	20	13	8	16	13	10	9	6	5	6
10-14	12	22	31	28	16	6	14	23	22	8	6	8	8	6	8
15-19	40	28	29	31	20	28	19	20	19	12	12	9	9	12	8
20-24	47	31	38	38	41	31	26	29	25	29	16	5	9	13	12
25-29	70	49	52	60	45	53	36	35	44	32	17	13	17	16	13
30-34	84	67	67	70	78	62	51	49	53	59	22	16	18	17	19
35-39	98	102	96	80	81	81	71	70	57	65	17	31	26	23	16
40-44	161	156	122	123	136	118	109	92	84	112	43	47	30	39	24
45-49	177	182	159	174	177	122	139	112	127	128	55	43	47	47	49
50-54	278	242	218	222	282	197	173	157	151	188	81	69	61	71	94
55-59	320	312	307	326	411	214	224	207	220	288	106	88	100	106	123
60-64	369	360	399	375	501	234	230	263	255	298	135	130	136	120	203
65-69	425	442	461	466	524	275	258	299	269	324	150	184	162	197	200
70-74	341	302	327	396	541	201	170	196	230	297	140	132	131	166	244
75-79	566	568	522	460	511	260	273	257	221	243	306	295	265	239	268
80-84	322	350	452	516	651	132	152	192	202	245	190	198	260	314	406
85+	467	455	457	391	448	130	114	143	123	141	337	341	314	268	307
not specified	0	3	1	0	0	0	3	1	0	0	0	0	0	0	0

Continuation

Age	Number of deaths per 1000 people														
	total					male					female				
	2016	2017	2018	2019	2020	2016	2017	2018	2019	2020	2016	2017	2018	2019	2020
<b>Total population</b>															
<b>Total</b>	6.56	6.49	6.41	6.55	8.05	7.48	7.29	7.32	7.46	8.94	5.68	5.71	5.54	5.67	7.19
0	8.80	8.21	7.39	8.87	6.86	10.13	9.87	8.50	10.59	7.88	7.42	6.47	6.21	7.03	5.77
1-4	0.70	0.63	0.57	0.68	0.56	0.64	0.61	0.55	0.75	0.59	0.76	0.65	0.58	0.62	0.53
5-9	0.35	0.25	0.25	0.27	0.24	0.47	0.29	0.28	0.36	0.26	0.22	0.20	0.22	0.17	0.22
10-14	0.20	0.35	0.43	0.36	0.20	0.19	0.41	0.63	0.55	0.23	0.22	0.29	0.22	0.15	0.17
15-19	0.74	0.62	0.64	0.63	0.44	1.00	0.81	0.88	0.73	0.67	0.47	0.42	0.39	0.53	0.19
20-24	0.87	0.69	0.98	0.89	0.98	1.09	0.96	1.41	1.12	1.24	0.64	0.40	0.51	0.65	0.70
25-29	1.35	1.25	1.07	1.32	1.15	1.94	1.84	1.36	1.91	1.57	0.75	0.64	0.76	0.67	0.69
30-34	1.95	1.52	1.66	1.69	1.95	2.82	2.12	2.37	2.45	2.67	1.09	0.93	0.94	0.92	1.22
35-39	3.00	2.59	2.71	2.62	2.56	4.82	3.53	4.07	4.03	3.83	1.22	1.66	1.39	1.22	1.30
40-44	4.71	4.17	3.68	3.64	4.06	6.59	6.18	5.53	5.24	6.37	2.92	2.24	1.90	2.11	1.84
45-49	5.18	5.40	5.03	5.44	5.76	7.29	8.36	7.28	7.67	8.20	3.20	2.61	2.92	3.36	3.47
50-54	8.07	7.80	6.97	7.08	9.32	12.11	11.17	10.18	10.38	13.21	4.48	4.78	4.08	4.09	5.76
55-59	11.75	11.21	10.46	10.79	14.49	17.84	16.90	15.35	16.01	21.38	6.64	6.40	6.30	6.32	8.58
60-64	18.51	18.86	17.73	17.33	22.69	27.54	27.28	26.50	26.72	31.54	11.73	12.48	11.02	10.10	15.75
65-69	28.38	29.46	27.93	28.41	34.49	43.36	43.66	43.68	58.71	50.75	18.27	19.93	17.35	19.51	23.45
70-74	43.55	38.98	37.73	39.83	54.01	66.72	56.16	55.41	89.86	78.99	28.77	28.11	26.64	28.24	39.08
75-79	68.01	67.54	67.03	63.60	85.79	86.91	89.48	96.64	133.46	114.30	58.04	56.04	51.64	50.02	70.72
80-84	107.16	100.36	109.31	108.43	138.53	139.98	136.76	137.95	258.68	176.51	92.77	83.91	96.20	97.10	121.90
85+	224.04	238.90	236.69	238.57	272.49	218.84	218.33	244.71	58.71	304.40	225.95	246.72	233.62	231.01	260.99
<b>Urban population</b>															
<b>Total</b>	7.40	7.59	7.37	7.70	10.07	8.62	8.65	8.51	9.07	11.49	6.30	6.62	6.34	6.46	8.79
0	11.05	9.42	7.13	10.38	9.64	13.46	11.82	8.88	11.84	11.43	8.51	6.92	5.27	8.82	7.76
1-4	0.58	0.57	0.60	0.63	0.46	0.74	0.53	0.59	0.91	0.54	0.41	0.61	0.62	0.33	0.38
5-9	0.30	0.21	0.36	0.29	0.25	0.43	0.26	0.41	0.34	0.19	0.17	0.16	0.31	0.23	0.31
10-14	0.20	0.36	0.36	0.29	0.18	0.17	0.37	0.55	0.47	0.26	0.24	0.34	0.16	0.10	0.09

Age	Number of deaths per 1000 people														
	total					male					female				
	2016	2017	2018	2019	2020	2016	2017	2018	2019	2020	2016	2017	2018	2019	2020
15-19	0.62	0.70	0.73	0.68	0.55	0.81	0.89	1.01	0.72	1.07	0.42	0.50	0.43	0.62	0.00
20-24	0.85	0.84	1.34	1.04	1.11	1.06	0.96	1.93	1.32	1.28	0.64	0.71	0.72	0.76	0.93
25-29	1.31	1.63	1.07	1.46	1.52	1.84	2.56	1.37	2.29	2.17	0.83	0.75	0.78	0.63	0.86
30-34	2.27	1.78	2.16	2.13	2.49	3.28	2.26	3.11	3.05	3.21	1.32	1.32	1.26	1.25	1.82
35-39	4.00	2.84	3.41	3.81	3.70	6.53	3.92	5.44	6.43	5.41	1.76	1.88	1.58	1.40	2.12
40-44	5.72	4.62	4.67	4.58	5.12	8.04	7.71	7.42	7.31	7.99	3.82	2.06	2.39	2.30	2.69
45-49	5.55	6.00	6.12	6.64	7.36	8.30	9.86	9.57	9.52	11.01	3.31	2.88	3.35	4.35	4.50
50-54	7.98	8.69	7.67	7.77	10.72	12.74	12.55	11.56	12.72	16.84	4.25	5.67	4.64	3.91	5.93
55-59	12.68	12.37	11.29	11.60	16.77	21.18	18.82	17.58	18.70	25.82	6.25	7.43	6.49	6.19	9.97
60-64	19.62	21.79	17.84	19.11	25.98	31.09	32.89	28.00	31.29	40.14	11.82	14.29	10.97	10.86	16.30
65-69	29.97	32.59	28.74	30.56	40.61	45.97	52.62	46.04	49.02	62.07	20.23	20.50	18.26	19.39	27.70
70-74	44.50	40.98	38.70	41.00	63.57	73.90	62.41	56.74	62.57	100.70	27.60	28.76	28.65	29.31	44.08
75-79	69.79	68.71	70.77	63.62	92.68	91.92	92.21	112.27	99.72	132.61	59.49	57.91	52.01	47.53	74.77
80-84	103.22	102.83	111.24	108.73	153.40	134.04	144.34	137.54	140.11	221.72	90.28	85.56	100.36	95.90	127.17
85+	237.49	263.46	248.50	279.96	321.66	235.44	257.74	239.49	297.93	346.59	238.15	265.46	251.70	273.61	313.05
Rural population															
Total	6.00	5.75	5.78	5.79	6.72	6.75	6.43	6.57	6.46	7.36	5.24	5.07	4.97	5.12	6.07
0	7.29	7.38	7.55	7.69	4.64	7.89	8.53	8.18	9.62	5.08	6.67	6.14	6.88	5.64	4.17
1-4	0.78	0.67	0.54	0.72	0.63	0.57	0.66	0.53	0.64	0.63	1.00	0.67	0.56	0.80	0.64
5-9	0.37	0.27	0.17	0.26	0.23	0.49	0.31	0.19	0.38	0.31	0.26	0.23	0.15	0.13	0.15
10-14	0.20	0.35	0.47	0.40	0.22	0.20	0.44	0.67	0.61	0.21	0.21	0.26	0.25	0.17	0.22
15-19	0.82	0.58	0.59	0.61	0.38	1.12	0.77	0.80	0.73	0.44	0.50	0.38	0.37	0.48	0.31
20-24	0.89	0.60	0.77	0.81	0.91	1.11	0.96	1.12	1.01	1.22	0.64	0.21	0.38	0.58	0.57
25-29	1.38	0.99	1.06	1.23	0.93	2.00	1.38	1.35	1.68	1.22	0.70	0.55	0.74	0.71	0.58
30-34	1.75	1.36	1.35	1.41	1.60	2.53	2.03	1.93	2.09	2.35	0.94	0.66	0.74	0.70	0.81
35-39	2.32	2.42	2.26	1.86	1.85	3.74	3.29	3.24	2.60	2.90	0.82	1.50	1.25	1.10	0.75
40-44	3.99	3.85	3.00	3.02	3.36	5.68	5.23	4.40	4.02	5.41	2.19	2.39	1.52	1.97	1.22
45-49	4.90	4.95	4.25	4.60	4.64	6.62	7.40	5.85	6.54	6.52	3.11	2.39	2.58	2.55	2.64
50-54	8.13	7.13	6.45	6.58	8.31	11.69	10.26	9.29	8.90	10.95	4.67	4.04	3.61	4.23	5.61
55-59	11.02	10.31	9.83	10.20	12.80	15.47	15.55	13.83	14.22	18.48	6.97	5.55	6.14	6.42	7.44
60-64	17.61	16.52	17.64	15.92	20.15	24.95	23.31	25.45	23.56	25.75	11.66	10.90	11.07	9.43	15.27
65-69	27.12	26.99	27.28	26.71	29.65	41.49	37.32	42.01	36.34	42.87	16.59	19.44	16.56	19.61	19.77
70-74	42.87	37.49	36.98	38.91	46.49	62.10	51.99	54.51	56.07	64.17	29.67	27.59	24.96	27.33	34.80
75-79	66.64	66.67	64.33	63.58	80.94	83.57	87.74	87.02	83.89	103.54	56.85	54.55	51.35	51.96	67.57
80-84	110.61	98.31	107.77	108.20	127.00	144.90	131.09	138.23	128.83	146.53	95.00	82.48	92.69	98.09	117.51
85+	214.12	220.34	227.87	207.98	236.85	208.33	191.60	248.26	231.86	275.39	216.44	231.97	219.66	198.59	222.54

## Karagandy

Age	Number of deaths, people														
	total					male					female				
	2016	2017	2018	2019	2020	2016	2017	2018	2019	2020	2016	2017	2018	2019	2020
Total population															
Total	13611	13227	13356	13414	15478	7079	6823	7031	7019	7999	6532	6404	6325	6395	7479
0	195	181	174	196	199	116	107	109	109	108	79	74	65	87	91
1-4	42	45	35	54	34	22	23	22	39	18	20	22	13	15	16
5-9	34	35	18	25	24	20	21	10	14	13	14	14	8	11	11
10-14	32	32	27	28	22	21	19	20	19	17	11	13	7	9	5
15-19	54	41	52	44	43	41	21	39	28	25	13	20	13	16	18
20-24	99	95	92	92	76	66	68	71	68	58	33	27	21	24	18
25-29	198	175	149	167	127	145	114	127	128	96	53	61	22	39	31
30-34	280	329	263	272	262	199	243	188	190	198	81	86	75	82	64
35-39	435	350	362	358	344	310	234	249	251	227	125	116	113	107	117
40-44	488	457	481	493	557	339	318	330	347	375	149	139	151	146	182
45-49	581	538	579	619	670	385	374	399	407	447	196	164	180	212	223
50-54	812	750	694	703	808	550	523	463	485	540	262	227	231	218	268

Continuation

Age	Number of deaths, people														
	total					male					female				
	2016	2017	2018	2019	2020	2016	2017	2018	2019	2020	2016	2017	2018	2019	2020
55-59	1171	1137	1166	1100	1281	809	773	770	768	824	362	364	396	332	457
60-64	1336	1320	1337	1376	1645	828	839	868	880	1028	508	481	469	496	617
65-69	1500	1475	1607	1514	1835	888	832	970	898	1061	612	643	637	616	774
70-74	1096	1041	1145	1312	1820	572	552	594	684	947	524	489	551	628	873
75-79	2202	2009	1807	1551	1501	942	847	772	663	695	1260	1162	1035	888	806
80-84	1391	1593	1764	1949	2421	457	572	650	678	881	934	1021	1114	1271	1540
85+	1665	1624	1603	1556	1808	369	343	379	360	441	1296	1281	1224	1196	1367
not specified	0	0	1	5	1	0	0	1	3	0	0	0	0	2	1
<b>Urban population</b>															
<b>Total</b>	11145	10986	11050	11088	12745	5726	5562	5738	5734	6463	5419	5424	5312	5354	6282
0	158	151	136	165	169	93	90	87	94	89	65	61	49	71	80
1-4	27	37	31	42	22	16	20	19	28	13	11	17	12	14	9
5-9	26	27	12	18	21	15	16	9	10	12	11	11	3	8	9
10-14	21	24	19	20	15	14	14	13	12	12	7	10	6	8	3
15-19	29	29	37	29	26	21	16	30	18	15	8	13	7	11	11
20-24	73	70	64	71	61	47	52	47	53	43	26	18	17	18	18
25-29	154	141	113	136	106	113	87	97	103	79	41	54	16	33	27
30-34	234	277	224	224	214	167	202	158	152	164	67	75	66	72	50
35-39	361	279	302	297	270	250	180	204	211	179	111	99	98	86	91
40-44	397	371	410	422	462	269	254	285	306	306	128	117	125	116	156
45-49	463	445	472	516	540	302	305	324	331	353	161	140	148	185	187
50-54	661	600	555	576	656	453	419	364	392	431	208	181	191	184	225
55-59	956	953	955	898	1048	666	643	623	620	674	290	310	332	278	374
60-64	1102	1086	1109	1137	1358	683	689	721	721	854	419	397	388	416	504
65-69	1219	1212	1312	1257	1523	709	669	789	749	868	510	543	523	508	655
70-74	890	870	951	1073	1507	453	465	494	558	772	437	405	457	515	735
75-79	1787	1654	1482	1275	1178	751	678	616	527	523	1036	976	866	748	655
80-84	1179	1367	1495	1596	2006	386	476	539	543	709	793	891	956	1053	1297
85+	1408	1393	1370	1331	1562	318	287	318	303	367	1090	1106	1052	1028	1195
not specified	0	0	1	5	1	0	0	1	3	0	0	0	0	2	1
<b>Rural population</b>															
<b>Total</b>	2466	2241	2306	2326	2733	1353	1261	1293	1285	1536	1113	980	1013	1041	1197
0	37	30	38	31	30	23	17	22	15	19	14	13	16	16	11
1-4	15	8	4	12	12	6	3	3	11	5	9	5	1	1	7
5-9	8	8	6	7	3	5	5	1	4	1	3	3	5	3	2
10-14	11	8	8	8	7	7	5	7	7	5	4	3	1	1	2
15-19	25	12	15	15	17	20	5	9	10	10	5	7	6	5	7
20-24	26	25	28	21	15	19	16	24	15	15	7	9	4	6	-
25-29	44	34	36	31	21	32	27	30	25	17	12	7	6	6	4
30-34	46	52	39	48	48	32	41	30	38	34	14	11	9	10	14
35-39	74	71	60	61	74	60	54	45	40	48	14	17	15	21	26
40-44	91	86	71	71	95	70	64	45	41	69	21	22	26	30	26
45-49	118	93	107	103	130	83	69	75	76	94	35	24	32	27	36
50-54	151	150	139	127	152	97	104	99	93	109	54	46	40	34	43
55-59	215	184	211	202	233	143	130	147	148	150	72	54	64	54	83
60-64	234	234	228	239	287	145	150	147	159	174	89	84	81	80	113
65-69	281	263	295	257	312	179	163	181	149	193	102	100	114	108	119
70-74	206	171	194	239	313	119	87	100	126	175	87	84	94	113	138
75-79	415	355	325	276	323	191	169	156	136	172	224	186	169	140	151
80-84	212	226	269	353	415	71	96	111	135	172	141	130	158	218	243
85+	257	231	233	225	246	51	56	61	57	74	206	175	172	168	172
not specified	0	0	0	0	0	0	0	0	0	0	0	0	0	0	0



Age	Number of deaths per 1000 people														
	total					male					female				
	2016	2017	2018	2019	2020	2016	2017	2018	2019	2020	2016	2017	2018	2019	2020
<b>Total population</b>															
<b>Total</b>	9.84	9.57	9.68	9.74	11.25	10.80	10.42	10.74	10.73	12.23	8.97	8.81	8.72	8.84	10.35
0	8.12	7.89	7.59	8.51	8.52	9.42	9.14	9.13	9.04	8.95	6.75	6.59	5.91	7.93	8.07
1-4	0.43	0.47	0.37	0.59	0.38	0.44	0.47	0.46	0.83	0.39	0.42	0.47	0.28	0.33	0.36
5-9	0.31	0.31	0.16	0.22	0.21	0.36	0.37	0.17	0.24	0.22	0.26	0.26	0.14	0.20	0.20
10-14	0.36	0.35	0.28	0.28	0.22	0.46	0.40	0.41	0.38	0.33	0.25	0.29	0.15	0.19	0.10
15-19	0.66	0.52	0.66	0.55	0.52	0.97	0.51	0.96	0.68	0.59	0.33	0.52	0.34	0.41	0.45
20-24	0.95	0.97	1.00	1.06	0.93	1.25	1.36	1.51	1.53	1.38	0.65	0.57	0.47	0.57	0.46
25-29	1.64	1.49	1.33	1.55	1.24	2.39	1.94	2.24	2.34	1.83	0.88	1.05	0.40	0.74	0.62
30-34	2.54	2.92	2.29	2.35	2.27	3.61	4.31	3.27	3.29	3.44	1.47	1.53	1.31	1.42	1.11
35-39	4.38	3.54	3.65	3.59	3.41	6.39	4.81	5.08	5.07	4.52	2.46	2.31	2.26	2.13	2.31
40-44	5.16	4.85	5.15	5.31	6.00	7.58	7.13	7.43	7.81	8.38	2.99	2.81	3.08	3.01	3.78
45-49	6.68	6.13	6.54	6.95	7.54	9.40	9.05	9.59	9.74	10.73	4.26	3.53	3.83	4.49	4.72
50-54	9.22	8.81	8.38	8.65	10.00	13.69	13.42	12.19	12.99	14.47	5.47	4.92	5.16	4.96	6.16
55-59	13.85	13.15	13.42	12.77	15.25	21.67	20.19	20.05	20.04	22.04	7.67	7.55	8.20	6.94	9.81
60-64	20.82	20.17	19.72	19.64	22.62	31.59	31.21	30.02	30.02	33.58	13.38	12.47	11.83	12.17	14.65
65-69	29.62	27.94	29.86	27.67	33.36	46.88	42.09	43.54	43.54	50.70	19.31	19.47	18.92	18.07	22.71
70-74	42.91	39.94	39.45	39.20	47.82	64.39	60.22	58.92	58.92	72.51	31.46	28.94	29.24	28.72	34.92
75-79	66.20	62.93	62.79	62.69	71.07	91.77	87.25	88.38	88.54	107.69	54.79	52.31	51.48	51.51	54.96
80-84	106.29	105.09	100.92	98.15	113.36	125.53	133.68	124.28	124.36	152.87	98.88	93.85	88.66	88.25	98.76
85+	211.94	206.42	203.98	199.58	221.26	213.79	190.77	191.24	193.65	218.80	211.42	211.06	203.83	202.23	222.06
<b>Urban population</b>															
<b>Total</b>	10.15	10.00	10.06	10.10	11.60	11.21	10.87	11.21	11.19	12.59	9.23	9.24	9.06	9.15	10.73
0	8.19	8.23	7.39	8.98	9.11	9.44	9.65	9.00	9.73	9.31	6.88	6.76	5.59	8.15	8.91
1-4	0.35	0.48	0.41	0.57	0.31	0.41	0.51	0.50	0.75	0.35	0.29	0.46	0.33	0.39	0.26
5-9	0.31	0.31	0.13	0.20	0.23	0.35	0.36	0.20	0.22	0.26	0.26	0.26	0.07	0.18	0.20
10-14	0.32	0.34	0.26	0.26	0.19	0.41	0.39	0.35	0.31	0.30	0.22	0.29	0.17	0.22	0.08
15-19	0.48	0.49	0.62	0.48	0.42	0.67	0.52	0.98	0.58	0.47	0.27	0.45	0.24	0.38	0.36
20-24	0.91	0.93	0.91	1.07	0.97	1.17	1.37	1.32	1.57	1.33	0.65	0.48	0.49	0.55	0.58
25-29	1.53	1.45	1.22	1.55	1.28	2.31	1.83	2.12	2.36	1.91	0.80	1.08	0.34	0.75	0.65
30-34	2.60	2.99	2.37	2.34	2.22	3.77	4.43	3.39	3.23	3.48	1.46	1.59	1.37	1.48	1.02
35-39	4.49	3.46	3.73	3.63	3.26	6.46	4.61	5.17	5.28	4.41	2.67	2.39	2.36	2.06	2.15
40-44	5.25	4.92	5.47	5.65	6.16	7.70	7.26	8.14	8.70	8.60	3.14	2.89	3.13	2.93	3.96
45-49	6.74	6.38	6.68	7.25	7.59	9.50	9.48	10.00	10.16	10.87	4.37	3.73	3.87	4.79	4.84
50-54	9.60	9.04	8.60	9.08	10.34	14.78	14.11	12.59	13.77	15.04	5.44	4.94	5.37	5.26	6.47
55-59	14.29	13.93	13.93	13.24	15.89	23.20	21.90	21.13	21.21	23.71	7.59	7.94	8.49	7.20	9.96
60-64	21.47	20.75	20.47	20.33	23.40	33.72	33.16	33.18	31.91	36.20	13.48	12.58	11.96	12.49	14.64
65-69	29.79	28.42	30.13	28.35	34.17	47.90	43.43	50.23	46.58	53.38	19.52	19.93	18.79	17.98	23.14
70-74	43.49	41.43	40.45	39.42	48.39	66.23	65.35	62.15	61.49	75.13	32.07	29.17	29.37	28.38	35.22
75-79	65.57	63.24	63.22	63.51	68.60	93.25	89.03	91.05	90.53	104.39	53.97	52.64	51.93	52.47	53.85
80-84	106.41	107.64	102.57	96.57	113.37	128.82	137.99	137.90	125.64	155.76	98.10	96.32	89.62	86.27	98.69
85+	214.52	211.45	208.32	203.63	228.13	222.38	192.68	207.30	193.61	220.75	212.33	216.93	208.63	206.78	230.49
<b>Rural population</b>															
<b>Total</b>	8.62	7.92	8.20	8.31	9.84	9.36	8.82	9.09	9.07	10.91	7.86	7.01	7.29	7.53	8.75
0	7.82	6.54	8.39	6.69	6.27	9.33	7.16	9.54	6.32	7.64	6.18	5.88	7.21	7.09	4.79
1-4	0.76	0.41	0.21	0.64	0.65	0.59	0.30	0.30	1.13	0.53	0.93	0.53	0.11	0.11	0.79
5-9	0.33	0.33	0.25	0.30	0.13	0.40	0.41	0.08	0.33	0.08	0.25	0.25	0.43	0.26	0.18
10-14	0.48	0.35	0.34	0.34	0.30	0.61	0.42	0.59	0.59	0.42	0.36	0.27	0.09	0.09	0.18
15-19	1.21	0.61	0.77	0.75	0.84	1.88	0.49	0.89	0.98	0.96	0.50	0.73	0.63	0.52	0.71
20-24	1.11	1.12	1.32	1.05	0.81	1.49	1.32	2.11	1.42	1.53	0.66	0.88	0.41	0.64	0.00
25-29	2.14	1.72	1.84	1.56	1.04	2.75	2.40	2.70	2.23	1.51	1.34	0.82	0.71	0.69	0.45
30-34	2.31	2.59	1.94	2.43	2.53	2.99	3.78	2.76	3.53	3.24	1.52	1.19	0.98	1.11	1.66
35-39	3.92	3.87	3.30	3.38	4.12	6.14	5.65	4.71	4.18	5.01	1.53	1.93	1.74	2.48	3.10
40-44	4.80	4.60	3.85	3.90	5.31	7.13	6.65	4.77	4.42	7.55	2.30	2.43	2.89	3.37	2.98
45-49	6.44	5.14	5.96	5.77	7.33	9.05	7.53	8.16	8.24	10.22	3.83	2.69	3.65	3.13	4.22
50-54	7.85	8.01	7.61	7.13	8.75	10.16	11.21	10.92	10.50	12.58	5.58	4.86	4.34	3.80	4.94

Continuation

Age	Number of deaths per 1000 people														
	total					male					female				
	2016	2017	2018	2019	2020	2016	2017	2018	2019	2020	2016	2017	2018	2019	2020
55-59	12.18	10.18	11.53	11.04	12.93	16.59	14.58	16.21	16.30	16.74	7.98	5.90	6.93	5.86	9.17
60-64	18.24	17.84	16.75	16.89	19.52	24.35	24.57	22.95	23.69	24.78	12.95	11.98	11.24	10.76	14.71
65-69	28.94	25.92	28.70	24.78	29.89	43.22	37.34	40.69	32.79	41.34	18.32	17.30	19.55	18.53	20.62
70-74	40.60	33.75	35.16	38.25	45.24	58.22	42.42	44.76	49.71	62.86	28.72	27.85	28.63	30.42	33.39
75-79	69.05	61.57	60.92	59.16	81.86	86.39	80.76	81.74	80.93	119.11	58.96	50.63	49.33	46.90	60.35
80-84	105.66	91.93	92.68	105.99	113.26	110.25	115.73	110.45	119.10	142.03	103.49	79.80	83.27	99.23	99.10
85+	198.84	180.54	181.75	178.57	185.73	172.30	181.52	190.92	179.53	209.63	206.72	180.23	178.70	178.25	177.05

## Kostanai

Age	Number of deaths, people														
	total					male					female				
	2016	2017	2018	2019	2020	2016	2017	2018	2019	2020	2016	2017	2018	2019	2020
<b>Total population</b>															
<b>Total</b>	9240	8911	8866	8978	10596	4722	4631	4642	4662	5486	4518	4280	4224	4316	5110
0	112	123	120	110	121	57	76	75	72	71	55	47	45	38	50
1-4	28	21	14	25	27	18	11	8	20	16	10	10	6	5	11
5-9	14	17	19	11	15	7	12	15	7	9	7	5	4	4	6
10-14	18	10	15	13	15	9	4	10	9	9	9	6	5	4	6
15-19	35	30	30	24	27	21	23	16	15	23	14	7	14	9	4
20-24	72	62	64	46	49	48	45	52	33	37	24	17	12	13	12
25-29	138	116	104	101	90	99	84	72	78	60	39	32	32	23	30
30-34	191	176	162	176	165	136	128	119	122	116	55	48	43	54	49
35-39	258	212	240	254	222	191	157	159	198	161	67	55	81	56	61
40-44	316	279	277	313	349	232	188	207	223	254	84	91	70	90	95
45-49	369	329	357	343	379	271	237	249	219	259	98	92	108	124	120
50-54	533	500	457	451	499	369	360	311	330	336	164	140	146	121	163
55-59	792	756	709	741	824	530	519	502	505	547	262	237	207	236	277
60-64	822	833	912	884	1102	507	547	611	570	699	315	286	301	314	403
65-69	952	914	956	992	1163	558	556	551	584	704	394	358	405	408	459
70-74	642	626	661	807	1224	314	352	367	440	696	328	274	294	367	528
75-79	1621	1497	1237	1022	1049	692	626	532	404	421	929	871	705	618	628
80-84	1040	1171	1291	1452	1865	368	428	479	525	685	672	743	812	927	1180
85+	1287	1239	1241	1210	1409	295	278	307	305	381	992	961	934	905	1028
not specified	0	0	0	3	2	0	0	0	3	2	0	0	0	0	0
<b>Urban population</b>															
<b>Total</b>	5026	4889	4972	5340	6580	2510	2466	2562	2687	3338	2516	2423	2410	2653	3242
0	63	64	68	58	85	30	35	43	37	54	33	29	25	21	31
1-4	12	8	7	10	12	8	4	5	8	6	4	4	2	2	6
5-9	7	10	11	7	9	4	8	9	4	4	3	2	2	3	5
10-14	5	5	5	9	7	0	1	3	8	4	5	4	2	1	3
15-19	11	10	14	10	7	8	7	7	5	6	3	3	7	5	1
20-24	27	33	27	14	27	17	22	20	12	22	10	11	7	2	5
25-29	65	57	53	52	51	44	43	36	42	34	21	14	17	10	17
30-34	95	89	89	88	97	67	61	65	66	68	28	28	24	22	29
35-39	128	107	142	144	128	97	83	93	112	93	31	24	49	32	35
40-44	165	145	150	178	220	126	108	109	132	153	39	37	41	46	67
45-49	178	175	210	208	225	134	129	150	127	149	44	46	60	81	76
50-54	258	256	243	252	274	184	190	163	186	189	74	66	80	66	85
55-59	404	395	380	398	486	268	268	274	272	327	136	127	106	126	159
60-64	436	421	488	502	651	263	270	319	322	408	173	151	169	180	243
65-69	502	512	494	584	698	286	314	271	338	413	216	198	223	246	285
70-74	363	336	395	509	801	186	191	227	273	457	177	145	168	236	344
75-79	919	833	687	617	672	381	336	290	243	264	538	497	397	374	408
80-84	625	671	757	908	1194	232	241	285	312	422	393	430	472	596	772
85+	763	762	752	789	934	175	155	193	185	263	588	607	559	604	671
not specified	0	0	0	3	2	0	0	0	3	2	0	0	0	0	0

Continuation

Age	Number of deaths, people														
	total					male					female				
	2016	2017	2018	2019	2020	2016	2017	2018	2019	2020	2016	2017	2018	2019	2020
<b>Rural population</b>															
<b>Total</b>	4214	4022	3894	3638	4016	2212	2165	2080	1975	2148	2002	1857	1814	1663	1868
0	49	59	52	52	36	27	41	32	35	17	22	18	20	17	19
1-4	16	13	7	15	15	10	7	3	12	10	6	6	4	3	5
5-9	7	7	8	4	6	3	4	6	3	5	4	3	2	1	1
10-14	13	5	10	4	8	9	3	7	1	5	4	2	3	3	3
15-19	24	20	16	14	20	13	16	9	10	17	11	4	7	4	3
20-24	45	29	37	32	22	31	23	32	21	15	14	6	5	11	7
25-29	73	59	51	49	39	55	41	36	36	26	18	18	15	13	13
30-34	96	87	73	88	68	69	67	54	56	48	27	20	19	32	20
35-39	130	105	98	110	94	94	74	66	86	68	36	31	32	24	26
40-44	151	134	127	135	129	106	80	98	91	101	45	54	29	44	28
45-49	191	154	147	135	154	137	108	99	92	110	54	46	48	43	44
50-54	275	244	214	199	225	185	170	148	144	147	90	74	66	55	78
55-59	388	361	329	343	338	262	251	228	233	220	126	110	101	110	118
60-64	386	412	424	382	451	244	277	292	248	291	142	135	132	134	160
65-69	450	402	462	408	465	272	242	280	246	291	178	160	182	162	174
70-74	279	290	266	298	423	128	161	140	167	239	151	129	126	131	184
75-79	702	664	550	405	377	311	290	242	161	157	391	374	308	244	220
80-84	415	500	534	544	671	136	187	194	213	263	279	313	340	331	408
85+	524	477	489	421	475	120	123	114	120	118	404	354	375	301	357
not specified	0	0	0	0	0	0	0	0	0	0	0	0	0	0	0

Continuation

Age	Number of deaths per 1000 people														
	total					male					female				
	2016	2017	2018	2019	2020	2016	2017	2018	2019	2020	2016	2017	2018	2019	2020
<b>Total population</b>															
<b>Total</b>	10.48	10.16	10.14	10.31	12.23	11.32	11.14	11.19	11.28	13.33	9.73	9.27	9.19	9.44	11.23
0	9.07	10.42	10.30	9.58	10.40	8.89	12.37	12.55	12.28	11.89	9.25	8.29	7.93	6.76	8.83
1-4	0.55	0.42	0.29	0.52	0.58	0.70	0.43	0.32	0.81	0.67	0.40	0.41	0.25	0.22	0.49
5-9	0.23	0.28	0.31	0.18	0.25	0.23	0.38	0.48	0.22	0.29	0.24	0.17	0.13	0.13	0.20
10-14	0.34	0.19	0.28	0.23	0.27	0.33	0.15	0.36	0.32	0.31	0.35	0.23	0.19	0.15	0.22
15-19	0.70	0.61	0.61	0.48	0.54	0.81	0.90	0.63	0.59	0.90	0.57	0.29	0.58	0.37	0.16
20-24	1.14	1.07	1.18	0.90	1.00	1.48	1.50	1.85	1.24	1.45	0.78	0.61	0.46	0.53	0.51
25-29	1.66	1.45	1.38	1.43	1.39	2.39	2.10	1.89	2.18	1.81	0.94	0.80	0.85	0.66	0.95
30-34	2.61	2.34	2.09	2.24	2.08	3.70	3.38	3.06	3.09	2.92	1.51	1.28	1.12	1.38	1.24
35-39	4.13	3.34	3.74	3.88	3.32	6.26	5.03	4.99	6.08	4.82	2.10	1.71	2.50	1.71	1.82
40-44	5.47	4.88	4.86	5.47	6.04	8.53	6.98	7.65	8.13	9.12	2.75	3.01	2.34	3.02	3.18
45-49	6.47	5.79	6.32	6.12	6.87	10.16	8.93	9.45	8.38	10.05	3.22	3.04	3.58	4.15	4.08
50-54	8.55	8.42	8.04	8.21	9.26	12.78	13.10	11.85	13.08	13.56	4.91	4.39	4.77	4.08	5.60
55-59	13.02	12.15	11.33	11.97	13.71	19.13	18.26	17.54	17.79	19.90	7.91	7.01	6.10	7.03	8.50
60-64	18.62	18.27	19.08	17.61	20.90	27.18	28.17	29.71	26.21	30.42	12.35	10.93	11.06	11.04	13.54
65-69	29.46	26.65	26.86	27.05	30.77	43.98	41.15	39.16	40.07	46.80	20.08	17.23	18.82	18.46	20.17
70-74	39.31	38.09	36.03	37.89	50.21	55.99	60.83	56.03	57.89	80.02	30.59	25.74	24.93	26.79	33.67
75-79	64.20	63.21	59.62	58.94	73.73	86.90	85.50	84.69	77.10	96.56	53.74	53.23	48.73	51.07	63.64
80-84	95.89	94.13	90.25	90.36	110.28	116.42	118.64	115.71	114.08	143.67	87.44	84.12	79.88	80.85	97.18
85+	189.66	178.66	176.18	170.05	185.60	170.87	149.26	156.15	152.50	179.08	196.07	189.45	183.93	176.86	188.14
<b>Urban population</b>															
<b>Total</b>	10.74	10.38	10.48	10.64	13.05	11.70	11.41	11.76	11.63	14.38	9.93	9.51	9.40	9.79	11.92
0	8.95	9.40	9.97	8.24	11.82	8.28	10.02	12.48	10.32	14.53	9.66	8.75	7.43	6.08	8.91
1-4	0.42	0.28	0.25	0.34	0.42	0.55	0.27	0.35	0.53	0.41	0.29	0.29	0.15	0.14	0.43
5-9	0.22	0.31	0.32	0.19	0.24	0.25	0.47	0.52	0.21	0.21	0.20	0.13	0.12	0.17	0.28
10-14	0.21	0.20	0.19	0.31	0.23	0.00	0.08	0.22	0.53	0.25	0.43	0.33	0.16	0.07	0.20
15-19	0.49	0.44	0.60	0.40	0.27	0.68	0.59	0.57	0.39	0.46	0.28	0.28	0.63	0.41	0.08
20-24	0.84	1.13	0.99	0.51	1.03	1.06	1.50	1.46	0.87	1.64	0.62	0.76	0.52	0.15	0.39
25-29	1.31	1.19	1.17	1.20	1.31	1.86	1.88	1.65	1.98	1.78	0.81	0.56	0.72	0.45	0.86

Continuation

Age	Number of deaths per 1000 people														
	total					male					female				
	2016	2017	2018	2019	2020	2016	2017	2018	2019	2020	2016	2017	2018	2019	2020
30-34	2.33	2.09	1.98	1.79	1.90	3.36	2.92	2.96	2.76	2.76	1.35	1.29	1.04	0.87	1.10
35-39	3.83	3.12	4.05	3.76	3.22	6.08	5.03	5.46	6.00	4.79	1.77	1.35	2.71	1.63	1.72
40-44	5.49	4.83	4.96	5.52	6.67	9.21	7.86	7.84	8.77	9.85	2.38	2.27	2.51	2.67	3.84
45-49	6.05	5.92	7.08	6.68	7.31	10.21	9.82	11.41	9.15	10.83	2.70	2.80	3.63	4.69	4.47
50-54	8.16	8.44	8.30	8.38	9.18	13.28	14.28	12.70	14.15	14.51	4.17	3.88	4.86	3.90	5.06
55-59	12.86	12.29	11.75	11.75	14.71	19.82	19.42	19.75	18.62	22.98	7.60	6.93	5.74	6.54	8.46
60-64	18.64	17.38	19.07	17.52	21.46	28.58	28.01	31.01	27.79	33.12	12.19	10.35	11.05	10.55	13.49
65-69	27.35	26.27	24.41	26.70	31.06	42.34	43.70	36.22	41.27	49.04	18.62	16.09	17.48	17.98	20.28
70-74	38.34	34.80	36.28	37.96	52.20	61.61	60.40	62.64	61.18	89.71	27.45	22.34	23.13	26.38	33.56
75-79	62.95	60.22	56.10	57.17	74.97	85.67	81.84	81.72	78.14	102.60	53.00	51.09	45.65	48.68	63.83
80-84	98.82	92.60	90.14	91.23	113.50	126.36	116.40	120.23	112.70	145.72	87.56	83.08	78.31	82.96	101.25
85+	186.14	182.14	177.82	178.00	197.82	176.23	143.72	169.89	153.08	204.51	189.31	195.46	180.73	187.34	195.31
<b>Rural population</b>															
<b>Total</b>	10.19	9.89	9.74	9.86	11.08	10.91	10.84	10.56	10.83	11.97	9.50	8.98	8.94	8.92	10.21
0	9.24	11.78	10.76	11.76	8.11	9.68	15.47	12.63	15.46	7.55	8.73	7.59	8.69	7.88	8.68
1-4	0.72	0.60	0.33	0.80	0.84	0.88	0.63	0.28	1.24	1.08	0.56	0.57	0.39	0.33	0.58
5-9	0.24	0.25	0.29	0.16	0.25	0.20	0.28	0.43	0.24	0.40	0.28	0.21	0.15	0.08	0.08
10-14	0.46	0.18	0.36	0.15	0.31	0.62	0.21	0.49	0.08	0.38	0.29	0.15	0.22	0.23	0.24
15-19	0.87	0.75	0.61	0.56	0.81	0.92	1.17	0.68	0.79	1.36	0.81	0.30	0.54	0.33	0.25
20-24	1.45	1.00	1.37	1.33	0.97	1.89	1.50	2.23	1.63	1.23	0.95	0.44	0.39	0.98	0.66
25-29	2.17	1.85	1.68	1.81	1.51	3.10	2.41	2.20	2.46	1.85	1.14	1.21	1.07	1.05	1.10
30-34	2.96	2.67	2.25	2.99	2.40	4.09	3.95	3.19	3.61	3.17	1.73	1.28	1.23	2.31	1.51
35-39	4.48	3.60	3.36	4.06	3.47	6.47	5.03	4.45	6.18	4.86	2.48	2.15	2.23	1.82	1.99
40-44	5.45	4.94	4.74	5.41	5.21	7.85	6.06	7.45	7.36	8.20	3.17	3.89	2.13	3.49	2.25
45-49	6.91	5.65	5.48	5.43	6.32	10.11	8.06	7.50	7.50	9.17	3.83	3.32	3.52	3.41	3.56
50-54	8.96	8.39	7.76	8.02	9.35	12.31	11.99	11.04	11.91	12.51	5.74	4.97	4.66	4.32	6.33
55-59	13.19	12.00	10.88	12.22	12.49	18.47	17.16	15.45	16.92	16.60	8.27	7.11	6.52	7.70	8.55
60-64	18.60	19.29	19.09	17.74	20.13	25.83	28.32	28.41	24.41	27.30	12.56	11.66	11.07	11.78	13.63
65-69	32.24	27.16	30.10	27.57	30.35	45.84	38.25	42.50	38.53	43.96	22.18	18.88	20.77	19.25	20.00
70-74	40.64	42.78	35.68	37.76	46.81	49.43	61.35	47.86	53.22	66.32	35.31	31.05	27.81	27.56	33.87
75-79	65.91	67.40	64.68	61.85	71.63	88.45	90.16	88.55	75.59	87.91	54.80	56.37	53.37	55.23	63.29
80-84	91.78	96.26	90.40	88.95	104.99	102.64	121.67	109.67	116.17	140.42	87.28	85.59	82.17	77.32	90.31
85+	195.01	173.36	173.71	156.91	165.51	163.60	156.79	137.35	151.61	140.23	206.81	179.97	188.92	159.01	175.99

## Kyzylorda

Age	Number of deaths, people														
	total					male					female				
	2016	2017	2018	2019	2020	2016	2017	2018	2019	2020	2016	2017	2018	2019	2020
<b>Total population</b>															
<b>Total</b>	4500	4314	4299	4527	5988	2633	2541	2507	2642	3494	1867	1773	1792	1885	2494
0	190	164	174	181	227	104	89	106	107	147	86	75	68	74	80
1-4	71	55	67	73	64	45	38	38	47	37	26	17	29	26	27
5-9	19	24	28	37	15	13	14	17	25	6	6	10	11	12	9
10-14	18	23	20	19	19	15	18	14	13	13	3	5	6	6	6
15-19	43	46	33	25	32	35	35	24	17	20	8	11	9	8	12
20-24	60	48	66	63	35	51	38	46	43	22	9	10	20	20	13
25-29	73	79	72	63	57	56	55	50	52	40	17	24	22	11	17
30-34	97	100	85	88	85	76	82	64	61	59	21	18	21	27	26
35-39	134	107	106	107	123	89	90	80	79	90	45	17	26	28	33
40-44	209	164	160	148	187	155	126	122	113	141	54	38	38	35	46
45-49	214	220	228	225	275	155	158	160	160	205	59	62	68	65	70
50-54	294	279	262	235	363	213	190	195	182	246	81	89	67	53	117
55-59	384	323	385	412	492	272	235	255	299	346	112	88	130	113	146
60-64	426	412	406	447	652	279	271	270	291	437	147	141	136	156	215
65-69	490	480	487	548	722	284	274	302	330	432	206	206	185	218	290

Age	Number of deaths, people														
	total					male					female				
	2016	2017	2018	2019	2020	2016	2017	2018	2019	2020	2016	2017	2018	2019	2020
70-74	386	365	365	439	763	213	199	202	246	416	173	166	163	193	347
75-79	668	652	574	507	607	337	357	279	241	301	331	295	295	266	306
80-84	351	401	425	552	821	136	161	196	220	373	215	240	229	332	448
85+	373	372	356	358	449	105	111	87	116	163	268	261	269	242	286
not specified	0	0	0	0	0	0	0	0	0	0	0	0	0	0	0
<b>Urban population</b>															
<b>Total</b>	2075	1926	2014	2099	2863	1208	1126	1157	1193	1643	867	800	857	906	1220
0	116	80	97	91	123	68	42	61	47	89	48	38	36	44	34
1-4	30	21	29	34	24	20	12	17	25	12	10	9	12	9	12
5-9	8	9	11	17	5	4	5	7	10	2	4	4	4	7	3
10-14	7	9	8	11	12	5	9	5	10	7	2	0	3	1	5
15-19	15	14	12	7	11	12	12	9	5	8	3	2	3	2	3
20-24	21	23	32	25	15	16	16	23	16	11	5	7	9	9	4
25-29	35	42	25	33	28	26	30	15	25	17	9	12	10	8	11
30-34	44	45	34	42	41	33	36	30	26	27	11	9	4	16	14
35-39	63	49	49	53	59	42	41	36	39	48	21	8	13	14	11
40-44	96	75	77	78	85	66	52	56	58	57	30	23	21	20	28
45-49	105	106	108	112	139	71	77	78	79	105	34	29	30	33	34
50-54	147	141	124	108	193	107	97	97	78	122	40	44	27	30	71
55-59	192	154	196	211	261	140	110	126	152	177	52	44	70	59	84
60-64	215	185	195	236	336	140	121	128	153	238	75	64	67	83	98
65-69	217	219	228	254	351	133	129	141	145	200	84	90	87	109	151
70-74	160	149	162	203	372	85	77	85	121	191	75	72	77	82	181
75-79	280	265	252	204	276	131	138	127	80	129	149	127	125	124	147
80-84	179	171	198	240	333	66	74	80	84	139	113	97	118	156	194
85+	145	169	177	140	199	43	48	36	40	64	102	121	141	100	135
not specified	0	0	0	0	0	0	0	0	0	0	0	0	0	0	0
<b>Rural population</b>															
<b>Total</b>	2425	2388	2285	2428	3125	1425	1415	1350	1449	1851	1000	973	935	979	1274
0	74	84	77	90	104	36	47	45	60	58	38	37	32	30	46
1-4	41	34	38	39	40	25	26	21	22	25	16	8	17	17	15
5-9	11	15	17	20	10	9	9	10	15	4	2	6	7	5	6
10-14	11	14	12	8	7	10	9	9	3	6	1	5	3	5	1
15-19	28	32	21	18	21	23	23	15	12	12	5	9	6	6	9
20-24	39	25	34	38	20	35	22	23	27	11	4	3	11	11	9
25-29	38	37	47	30	29	30	25	35	27	23	8	12	12	3	6
30-34	53	55	51	46	44	43	46	34	35	32	10	9	17	11	12
35-39	71	58	57	54	64	47	49	44	40	42	24	9	13	14	22
40-44	113	89	83	70	102	89	74	66	55	84	24	15	17	15	18
45-49	109	114	120	113	136	84	81	82	81	100	25	33	38	32	36
50-54	147	138	138	127	170	106	93	98	104	124	41	45	40	23	46
55-59	192	169	189	201	231	132	125	129	147	169	60	44	60	54	62
60-64	211	227	211	211	316	139	150	142	138	199	72	77	69	73	117
65-69	273	261	259	294	371	151	145	161	185	232	122	116	98	109	139
70-74	226	216	203	236	391	128	122	117	125	225	98	94	86	111	166
75-79	388	387	322	303	331	206	219	152	161	172	182	168	170	142	159
80-84	172	230	227	312	488	70	87	116	136	234	102	143	111	176	254
85+	228	203	179	218	250	62	63	51	76	99	166	140	128	142	151
not specified	0	0	0	0	0	0	0	0	0	0	0	0	0	0	0

Continuation

Age	Number of deaths per 1000 people														
	total					male					female				
	2016	2017	2018	2019	2020	2016	2017	2018	2019	2020	2016	2017	2018	2019	2020
<b>Total population</b>															
<b>Total</b>	5.85	5.54	5.45	5.67	7.40	6.84	6.52	6.34	6.59	8.60	4.86	4.56	4.56	4.73	6.19
0	9.83	8.61	9.09	9.37	10.55	10.31	9.02	10.71	10.72	13.19	9.30	8.18	7.35	7.92	7.71
1-4	0.91	0.71	0.87	0.95	0.85	1.11	0.94	0.95	1.19	0.94	0.69	0.45	0.78	0.70	0.74
5-9	0.21	0.26	0.30	0.39	0.16	0.28	0.29	0.35	0.51	0.12	0.14	0.22	0.24	0.26	0.19
10-14	0.28	0.34	0.28	0.25	0.23	0.46	0.53	0.38	0.33	0.31	0.10	0.15	0.17	0.16	0.15
15-19	0.75	0.82	0.59	0.44	0.54	1.19	1.22	0.84	0.59	0.67	0.29	0.40	0.33	0.29	0.41
20-24	0.93	0.78	1.12	1.13	0.65	1.53	1.18	1.49	1.45	0.78	0.29	0.34	0.72	0.76	0.52
25-29	1.16	1.27	1.16	1.01	0.92	1.73	1.69	1.53	1.58	1.22	0.56	0.81	0.75	0.37	0.59
30-34	1.72	1.72	1.43	1.46	1.41	2.65	2.77	2.11	1.98	1.90	0.76	0.63	0.72	0.92	0.89
35-39	2.65	2.12	2.07	2.06	2.32	3.49	3.53	3.10	3.00	3.35	1.79	0.68	1.03	1.09	1.27
40-44	4.33	3.39	3.29	3.04	3.84	6.43	5.21	5.01	4.63	5.79	2.24	1.57	1.57	1.44	1.89
45-49	4.93	4.96	5.07	4.93	5.96	7.21	7.21	7.19	7.06	8.95	2.70	2.76	2.99	2.83	3.01
50-54	7.19	6.85	6.47	5.81	8.92	10.79	9.61	9.87	9.21	12.31	3.83	4.25	3.23	2.57	5.65
55-59	11.31	9.06	10.36	10.75	12.74	17.23	14.12	14.64	16.60	19.02	6.16	4.63	6.59	5.56	7.14
60-64	18.31	16.90	15.84	16.56	22.63	27.24	25.12	23.64	23.97	33.61	11.29	10.38	9.57	10.50	13.60
65-69	29.31	27.63	26.60	28.36	36.81	41.20	38.19	39.71	41.12	52.98	20.97	20.20	17.29	19.29	25.31
70-74	45.96	41.42	38.29	40.77	61.68	62.69	56.21	53.60	58.40	86.61	34.59	31.48	28.28	29.44	45.86
75-79	80.01	78.07	71.28	68.90	94.02	100.37	108.71	90.01	58.41	125.31	66.31	58.21	59.55	58.49	75.48
80-84	120.06	116.52	107.64	125.03	173.43	130.64	127.37	134.11	85.73	218.64	114.21	110.22	92.08	118.61	147.95
85+	234.15	233.82	216.15	218.76	272.12	217.62	227.69	165.09	136.14	283.97	241.33	236.52	240.18	224.07	265.80
<b>Urban population</b>															
<b>Total</b>	6.15	5.61	5.77	5.91	7.92	7.32	6.70	6.76	6.84	9.25	5.03	4.56	4.81	5.01	6.64
0	12.56	8.81	10.50	9.54	11.78	14.01	8.95	12.65	9.45	16.36	10.95	8.67	8.17	9.64	6.78
1-4	0.81	0.57	0.80	0.95	0.67	1.05	0.63	0.90	1.35	0.65	0.56	0.51	0.68	0.52	0.70
5-9	0.20	0.21	0.25	0.38	0.11	0.20	0.23	0.31	0.43	0.09	0.21	0.20	0.19	0.32	0.14
10-14	0.27	0.33	0.27	0.34	0.34	0.39	0.65	0.33	0.61	0.39	0.16	0.00	0.21	0.06	0.29
15-19	0.68	0.64	0.54	0.31	0.46	1.06	1.06	0.79	0.43	0.66	0.28	0.19	0.28	0.18	0.26
20-24	0.79	0.91	1.34	1.09	0.68	1.17	1.24	1.88	1.36	0.96	0.38	0.57	0.77	0.81	0.37
25-29	1.24	1.47	0.88	1.18	1.03	1.79	2.04	1.02	1.71	1.20	0.65	0.87	0.74	0.60	0.84
30-34	1.77	1.75	1.29	1.56	1.50	2.71	2.83	2.27	1.91	1.93	0.87	0.69	0.30	1.20	1.05
35-39	2.81	2.19	2.17	2.29	2.50	3.89	3.80	3.29	3.46	4.15	1.81	0.69	1.11	1.18	0.91
40-44	4.45	3.47	3.55	3.60	3.92	6.46	5.09	5.45	5.65	5.52	2.64	2.02	1.84	1.75	2.46
45-49	5.21	5.17	5.25	5.42	6.68	7.49	8.02	8.10	8.15	10.77	3.18	2.66	2.74	3.00	3.08
50-54	7.76	7.46	6.61	5.75	10.21	12.17	11.03	11.12	8.93	13.87	3.94	4.36	2.69	2.99	7.02
55-59	12.32	9.33	11.39	11.93	14.66	19.96	14.86	16.35	19.18	22.17	6.07	4.83	7.37	6.04	8.55
60-64	21.33	17.46	17.23	19.40	25.45	33.10	26.83	26.28	29.09	41.80	12.82	10.52	10.39	12.02	13.05
65-69	30.01	28.78	28.27	29.80	40.56	47.15	43.80	44.84	43.60	59.14	19.05	19.30	17.68	20.98	28.64
70-74	47.68	41.33	40.59	44.06	69.45	66.82	56.60	57.47	71.58	97.85	35.99	32.07	30.65	28.11	53.17
75-79	88.11	83.01	82.00	72.30	110.62	120.24	126.95	122.88	84.43	157.32	71.34	60.32	61.29	66.17	87.81
80-84	154.64	127.28	129.54	141.93	186.87	174.37	172.90	171.12	169.53	280.24	145.06	105.95	111.22	130.49	150.86
85+	265.08	317.67	339.41	287.18	408.21	364.41	434.39	298.76	311.28	453.90	237.76	287.07	351.62	278.55	389.61
<b>Rural population</b>															
<b>Total</b>	5.62	5.49	5.20	5.47	6.98	6.48	6.39	6.02	6.40	8.10	4.72	4.57	4.34	4.50	5.81
0	7.33	8.43	7.76	9.22	9.43	6.88	9.07	8.84	12.01	10.20	7.80	7.74	6.61	6.28	8.61
1-4	0.99	0.83	0.93	0.96	1.00	1.17	1.23	0.99	1.05	1.21	0.80	0.41	0.86	0.87	0.77
5-9	0.22	0.30	0.34	0.40	0.20	0.35	0.35	0.38	0.57	0.15	0.08	0.25	0.29	0.21	0.25
10-14	0.29	0.35	0.28	0.18	0.15	0.51	0.44	0.41	0.13	0.25	0.05	0.26	0.15	0.23	0.04
15-19	0.80	0.94	0.62	0.53	0.60	1.27	1.32	0.88	0.70	0.67	0.29	0.54	0.36	0.35	0.52
20-24	1.04	0.69	0.98	1.15	0.64	1.77	1.14	1.23	1.52	0.65	0.23	0.18	0.68	0.72	0.62
25-29	1.11	1.10	1.39	0.87	0.84	1.68	1.41	1.94	1.47	1.24	0.49	0.75	0.76	0.19	0.38
30-34	1.68	1.69	1.54	1.38	1.33	2.60	2.72	1.98	2.04	1.87	0.67	0.58	1.06	0.68	0.75
35-39	2.52	2.06	2.00	1.87	2.18	3.20	3.33	2.96	2.65	2.74	1.78	0.67	0.95	1.01	1.57
40-44	4.24	3.33	3.08	2.59	3.78	6.41	5.30	4.69	3.89	5.99	1.88	1.17	1.32	1.16	1.38
45-49	4.69	4.78	4.92	4.53	5.36	6.98	6.58	6.50	6.25	7.61	2.23	2.86	3.23	2.67	2.95

Age	Number of deaths per 1000 people														
	total					male					female				
	2016	2017	2018	2019	2020	2016	2017	2018	2019	2020	2016	2017	2018	2019	2020
50-54	6.70	6.32	6.34	5.87	7.80	9.68	8.47	8.89	9.43	11.08	3.73	4.14	3.73	2.17	4.34
55-59	10.45	8.82	9.48	9.74	11.09	15.05	13.52	13.29	14.58	16.55	6.25	4.44	5.86	5.12	5.84
60-64	16.00	16.48	14.74	14.22	20.24	23.11	23.89	21.68	20.06	27.22	10.04	10.27	8.88	9.17	14.09
65-69	28.78	26.73	25.29	27.22	33.86	37.09	34.29	36.09	39.37	48.62	22.54	20.95	16.96	17.86	22.47
70-74	44.81	41.48	36.63	38.32	55.75	60.22	55.98	51.09	49.58	78.92	33.59	31.04	26.45	30.51	39.88
75-79	75.03	75.01	64.66	66.78	83.56	90.83	99.68	73.57	86.47	108.72	62.69	56.71	58.34	53.10	66.81
80-84	97.40	109.63	93.80	114.54	165.31	105.66	104.07	116.70	121.43	193.39	92.43	113.31	77.84	109.76	145.81
85+	217.97	191.69	159.04	189.73	215.05	170.10	167.11	125.46	180.09	228.64	243.58	205.28	178.03	196.95	206.99

## Mangystau

Age	Number of deaths, people														
	total					male					female				
	2016	2017	2018	2019	2020	2016	2017	2018	2019	2020	2016	2017	2018	2019	2020

## Total population

<b>Total</b>	2786	2733	3024	3054	4205	1667	1586	1777	1790	2449	1119	1147	1247	1264	1756
0	187	150	194	188	179	107	91	105	102	101	80	59	89	86	78
1-4	41	46	42	47	31	20	23	23	30	20	21	23	19	17	11
5-9	23	23	26	20	23	15	11	22	16	13	8	12	4	4	10
10-14	16	11	6	21	23	10	7	2	15	13	6	4	4	6	10
15-19	26	25	32	31	24	18	11	19	17	16	8	14	13	14	8
20-24	40	49	50	38	32	27	32	38	25	23	13	17	12	13	9
25-29	53	68	47	51	36	33	55	29	39	27	20	13	18	12	9
30-34	65	70	72	86	72	47	52	56	63	51	18	18	16	23	21
35-39	102	79	95	103	118	74	62	68	72	89	28	17	27	31	29
40-44	138	120	116	97	140	105	86	91	73	102	33	34	25	24	38
45-49	163	148	181	156	219	106	112	126	114	166	57	36	55	42	53
50-54	209	205	210	200	260	151	144	151	138	180	58	61	59	62	80
55-59	240	233	281	263	388	169	149	186	188	267	71	84	95	75	121
60-64	287	248	317	309	504	186	160	200	206	335	101	88	117	103	169
65-69	304	326	331	333	486	179	203	203	199	287	125	123	128	134	199
70-74	214	217	252	306	516	121	117	137	163	278	93	100	115	143	238
75-79	272	291	306	281	374	134	134	148	138	172	138	157	158	143	202
80-84	175	202	249	290	420	78	76	102	121	177	97	126	147	169	243
85+	230	220	215	234	343	86	59	69	71	116	144	161	146	163	227
not specified	1	2	2	0	17	1	2	2	0	16	0	0	0	0	1

## Urban population

<b>Total</b>	1476	1406	1546	1570	2164	851	792	877	898	1218	625	614	669	672	946
0	76	55	76	94	100	47	33	40	54	52	29	22	36	40	48
1-4	18	11	17	17	14	11	4	9	11	9	7	7	8	6	5
5-9	13	9	13	9	8	9	4	12	7	4	4	5	1	2	4
10-14	4	6	3	6	13	1	3	2	5	8	3	3	1	1	5
15-19	8	12	17	8	6	4	4	9	3	4	4	8	8	5	2
20-24	18	16	23	21	13	11	10	18	13	8	7	6	5	8	5
25-29	20	41	22	25	15	11	30	14	19	9	9	11	8	6	6
30-34	31	31	28	42	31	23	20	22	30	21	8	11	6	12	10
35-39	53	41	54	56	54	36	30	35	37	41	17	11	19	19	13
40-44	66	64	55	49	69	48	49	46	34	55	18	15	9	15	14
45-49	85	78	102	81	124	60	63	68	61	95	25	15	34	20	29
50-54	113	113	99	104	141	87	77	74	71	92	26	36	25	33	49
55-59	134	122	148	135	201	98	76	95	95	134	36	46	53	40	67
60-64	157	125	165	155	264	104	84	105	98	164	53	41	60	57	100
65-69	174	170	182	179	248	96	101	117	108	149	78	69	65	71	99
70-74	120	112	132	159	275	60	57	68	83	144	60	55	64	76	131
75-79	150	170	165	137	178	68	74	67	73	75	82	96	98	64	103

Continuation

Age	Number of deaths, people														
	total					male					female				
	2016	2017	2018	2019	2020	2016	2017	2018	2019	2020	2016	2017	2018	2019	2020
80-84	101	113	129	171	225	39	38	44	67	87	62	75	85	104	138
85+	135	116	114	122	169	38	34	30	29	52	97	82	84	93	117
not specified	0	1	2	0	16	0	1	2	0	15	0	0	0	0	1
<b>Rural population</b>															
<b>Total</b>	1310	1327	1478	1484	2041	816	794	900	892	1231	494	533	578	592	810
0	111	95	118	94	79	60	58	65	48	49	51	37	53	46	30
1-4	23	35	25	30	17	9	19	14	19	11	14	16	11	11	6
5-9	10	14	13	11	15	6	7	10	9	9	4	7	3	2	6
10-14	12	5	3	15	10	9	4	0	10	5	3	1	3	5	5
15-19	18	13	15	23	18	14	7	10	14	12	4	6	5	9	6
20-24	22	33	27	17	19	16	22	20	12	15	6	11	7	5	4
25-29	33	27	25	26	21	22	25	15	20	18	11	2	10	6	3
30-34	34	39	44	44	41	24	32	34	33	30	10	7	10	11	11
35-39	49	38	41	47	64	38	32	33	35	48	11	6	8	12	16
40-44	72	56	61	48	71	57	37	45	39	47	15	19	16	9	24
45-49	78	70	79	75	95	46	49	58	53	71	32	21	21	22	24
50-54	96	92	111	96	119	64	67	77	67	88	32	25	34	29	31
55-59	106	111	133	128	187	71	73	91	93	133	35	38	42	35	54
60-64	130	123	152	154	240	82	76	95	108	171	48	47	57	46	69
65-69	130	156	149	154	238	83	102	86	91	138	47	54	63	63	100
70-74	94	105	120	147	241	61	60	69	80	134	33	45	51	67	107
75-79	122	121	141	144	196	66	60	81	65	97	56	61	60	79	99
80-84	74	89	120	119	195	39	38	58	54	90	35	51	62	65	105
85+	95	104	101	112	174	48	25	39	42	64	47	79	62	70	110
not specified	1	1	0	0	1	1	1	0	0	1	0	0	0	0	0

Continuation

Age	Number of deaths per 1000 people														
	total					male					female				
	2016	2017	2018	2019	2020	2016	2017	2018	2019	2020	2016	2017	2018	2019	2020
<b>Total population</b>															
<b>Total</b>	4.39	4.19	4.52	4.44	5.93	5.28	4.89	5.33	5.22	6.93	3.51	3.51	3.71	3.66	4.94
0	9.48	7.70	9.81	9.22	8.32	10.49	9.01	10.21	9.72	9.00	8.41	6.29	9.38	8.70	7.57
1-4	0.57	0.62	0.55	0.61	0.40	0.54	0.60	0.58	0.75	0.49	0.60	0.64	0.52	0.46	0.29
5-9	0.32	0.31	0.33	0.24	0.26	0.41	0.28	0.54	0.37	0.29	0.23	0.33	0.10	0.10	0.24
10-14	0.31	0.20	0.10	0.33	0.34	0.37	0.25	0.07	0.46	0.37	0.24	0.15	0.14	0.20	0.31
15-19	0.61	0.59	0.73	0.67	0.49	0.82	0.50	0.84	0.72	0.64	0.39	0.68	0.61	0.62	0.34
20-24	0.79	1.00	1.06	0.84	0.72	1.03	1.27	1.56	1.07	1.00	0.53	0.71	0.52	0.59	0.42
25-29	0.91	1.18	0.84	0.92	0.66	1.13	1.90	1.02	1.38	0.97	0.68	0.46	0.65	0.44	0.34
30-34	1.21	1.25	1.24	1.45	1.21	1.75	1.85	1.93	2.13	1.72	0.67	0.64	0.55	0.78	0.71
35-39	2.30	1.74	2.02	2.10	2.30	3.35	2.73	2.89	2.93	3.46	1.26	0.75	1.15	1.27	1.14
40-44	3.67	3.11	2.91	2.36	3.28	5.66	4.51	4.62	3.58	4.83	1.73	1.74	1.24	1.15	1.77
45-49	4.83	4.30	5.17	4.36	5.99	6.47	6.70	7.40	6.52	9.30	3.29	2.03	3.06	2.29	2.83
50-54	6.80	6.58	6.67	6.30	8.05	10.32	9.69	10.04	9.11	11.68	3.60	3.74	3.59	3.74	4.73
55-59	9.42	8.69	10.02	9.01	13.06	14.28	11.97	14.36	13.89	19.29	5.21	5.84	6.29	4.79	7.62
60-64	16.36	13.20	15.80	14.52	22.27	24.24	19.18	22.25	21.63	33.06	10.23	8.42	10.56	8.76	13.52
65-69	25.90	26.17	24.99	23.42	32.07	37.48	40.18	37.69	34.01	45.73	17.93	16.62	16.29	16.02	22.42
70-74	39.71	37.05	37.73	39.01	56.64	57.08	50.85	52.60	54.12	80.67	28.45	28.12	28.22	29.59	42.02
75-79	56.55	57.33	61.08	60.29	87.88	78.25	74.18	83.62	83.16	112.13	44.55	48.02	48.77	47.65	74.21
80-84	96.79	97.51	106.03	108.27	142.32	140.92	115.33	132.64	140.86	192.39	77.32	89.20	93.07	92.88	119.70
85+	199.22	187.79	175.73	188.03	272.33	254.81	180.98	204.44	203.44	329.55	176.25	190.42	164.79	182.02	250.14
<b>Urban population</b>															
<b>Total</b>	5.42	5.18	5.72	5.73	7.67	6.22	5.82	6.49	6.57	8.66	4.60	4.54	4.96	4.90	6.68
0	8.77	6.06	8.59	11.29	11.33	10.57	7.09	8.74	12.60	11.27	6.88	4.98	8.43	9.90	11.38
1-4	0.61	0.37	0.58	0.62	0.52	0.71	0.26	0.59	0.77	0.65	0.50	0.49	0.57	0.45	0.38
5-9	0.45	0.31	0.43	0.28	0.24	0.58	0.25	0.74	0.41	0.23	0.30	0.37	0.07	0.14	0.25



Age	Number of deaths per 1000 people														
	total					male					female				
	2016	2017	2018	2019	2020	2016	2017	2018	2019	2020	2016	2017	2018	2019	2020
10-14	0.19	0.27	0.13	0.25	0.50	0.09	0.26	0.17	0.39	0.58	0.30	0.29	0.09	0.09	0.42
15-19	0.49	0.74	1.03	0.46	0.32	0.45	0.46	1.02	0.32	0.40	0.53	1.09	1.05	0.61	0.22
20-24	0.91	0.87	1.36	1.30	0.81	1.01	1.00	1.95	1.49	0.93	0.78	0.72	0.65	1.08	0.67
25-29	0.83	1.83	1.05	1.22	0.74	0.90	2.59	1.27	1.75	0.83	0.77	1.02	0.80	0.62	0.64
30-34	1.35	1.34	1.20	1.78	1.31	1.96	1.69	1.85	2.52	1.77	0.71	0.97	0.52	1.03	0.85
35-39	2.80	2.17	2.82	2.82	2.58	3.85	3.18	3.63	3.69	3.87	1.77	1.16	2.00	1.93	1.26
40-44	3.88	3.83	3.31	2.91	3.99	5.88	6.11	5.76	4.18	6.56	2.03	1.72	1.04	1.72	1.57
45-49	5.25	4.88	6.49	5.14	7.84	7.70	8.24	9.10	8.22	12.82	2.98	1.80	4.12	2.40	3.45
50-54	7.38	7.50	6.69	7.10	9.59	12.19	10.94	10.63	10.35	13.37	3.18	4.49	3.19	4.24	6.26
55-59	10.26	9.12	10.88	9.64	14.25	16.47	12.50	15.50	14.99	20.94	5.07	6.31	7.10	5.22	8.69
60-64	17.58	13.30	16.74	14.98	24.08	27.14	20.77	24.72	21.98	34.46	10.39	7.66	10.69	9.68	16.12
65-69	28.59	27.29	28.28	26.28	34.39	40.05	41.12	45.93	39.76	51.70	21.15	18.29	16.72	17.34	22.87
70-74	47.03	39.68	40.37	41.04	61.19	60.73	52.22	54.91	58.37	89.83	38.38	31.77	31.51	31.01	45.33
75-79	64.09	71.50	74.11	68.02	97.75	95.98	100.82	94.23	109.86	121.36	50.25	58.41	64.67	47.42	85.55
80-84	116.43	116.43	120.67	142.98	175.23	183.10	150.20	156.31	222.22	284.31	94.73	104.53	107.94	116.27	141.10
85+	295.73	266.06	258.50	285.38	410.19	358.49	402.37	397.35	381.58	717.24	276.75	233.29	229.82	264.58	344.62
Rural population															
Total	3.62	3.49	3.70	3.58	4.78	4.55	4.21	4.54	4.32	5.78	2.70	2.78	2.88	2.84	3.78
0	10.05	9.10	10.86	7.83	6.23	10.44	10.63	11.47	7.78	7.41	9.62	7.42	10.19	7.88	4.93
1-4	0.54	0.79	0.53	0.61	0.33	0.42	0.83	0.58	0.74	0.41	0.67	0.73	0.48	0.46	0.25
5-9	0.23	0.31	0.27	0.21	0.28	0.28	0.30	0.41	0.35	0.33	0.19	0.31	0.12	0.08	0.23
10-14	0.39	0.15	0.08	0.38	0.24	0.58	0.24	0.00	0.50	0.24	0.20	0.06	0.17	0.26	0.24
15-19	0.69	0.49	0.55	0.80	0.60	1.06	0.52	0.73	0.97	0.79	0.31	0.45	0.37	0.63	0.40
20-24	0.71	1.07	0.89	0.58	0.66	1.05	1.45	1.33	0.81	1.04	0.38	0.71	0.46	0.34	0.28
25-29	0.96	0.77	0.71	0.74	0.61	1.29	1.44	0.86	1.15	1.06	0.63	0.11	0.56	0.34	0.17
30-34	1.11	1.19	1.27	1.24	1.15	1.58	1.97	1.98	1.87	1.69	0.65	0.42	0.57	0.61	0.61
35-39	1.93	1.43	1.47	1.61	2.11	2.98	2.41	2.38	2.41	3.17	0.87	0.45	0.57	0.82	1.05
40-44	3.50	2.56	2.62	1.97	2.81	5.48	3.35	3.84	3.19	3.69	1.47	1.75	1.38	0.74	1.91
45-49	4.45	3.80	4.10	3.74	4.58	5.35	5.40	6.07	5.27	6.80	3.58	2.24	2.16	2.20	2.33
50-54	6.22	5.72	6.66	5.62	6.76	8.54	8.57	9.52	8.09	10.32	4.03	3.02	3.96	3.29	3.41
55-59	8.54	8.25	9.20	8.42	11.99	12.07	11.48	13.34	12.92	17.88	5.36	5.36	5.51	4.37	6.62
60-64	15.09	13.09	14.89	14.09	20.56	21.35	17.68	20.03	21.33	31.82	10.06	9.22	10.43	7.84	10.95
65-69	23.02	25.05	21.89	20.79	29.97	34.92	39.29	30.30	29.02	40.66	14.31	14.87	15.88	14.75	21.99
70-74	33.13	34.60	35.20	37.01	52.21	53.89	49.61	50.51	50.31	72.71	19.35	24.65	24.96	28.13	38.59
75-79	49.40	44.84	50.66	54.41	80.46	65.74	55.94	76.49	65.33	105.90	38.21	37.52	34.79	47.84	65.17
80-84	78.68	80.84	93.79	80.27	116.98	114.54	93.60	118.97	96.86	146.34	58.33	73.38	78.28	70.27	99.81
85+	136.10	141.40	129.07	137.09	205.31	207.34	103.52	148.85	153.85	228.98	100.75	159.92	119.12	128.68	193.66

## Pavlodar

Age	Number of deaths, people														
	total					male					female				
	2016	2017	2018	2019	2020	2016	2017	2018	2019	2020	2016	2017	2018	2019	2020
Total population															
Total	7316	7277	7360	7377	8704	3852	3769	3956	3937	4566	3464	3508	3404	3440	4138
0	101	93	66	79	67	57	56	37	45	44	44	37	29	34	23
1-4	14	28	20	17	17	9	17	12	9	10	5	11	8	8	7
5-9	11	17	10	13	10	8	9	9	10	7	3	8	1	3	3
10-14	12	19	16	13	12	6	10	9	8	2	6	9	7	5	10
15-19	28	26	20	20	27	19	17	14	18	14	9	9	6	2	13
20-24	48	38	37	39	42	39	29	29	27	26	9	9	8	12	16
25-29	103	89	81	69	68	83	69	62	57	53	20	20	19	12	15
30-34	155	152	148	153	164	116	111	119	119	124	39	41	29	34	40
35-39	227	211	211	214	210	172	147	162	162	153	55	64	49	52	57
40-44	259	228	224	277	272	186	157	158	201	194	73	71	66	76	78
45-49	314	283	324	301	372	217	201	218	201	251	97	82	106	100	121

Continuation

Age	Number of deaths, people														
	total					male					female				
	2016	2017	2018	2019	2020	2016	2017	2018	2019	2020	2016	2017	2018	2019	2020
50-54	473	397	438	424	450	315	263	299	297	300	158	134	139	127	150
55-59	625	626	643	627	678	413	414	438	426	440	212	212	205	201	238
60-64	715	681	704	783	963	449	442	452	493	622	266	239	252	290	341
65-69	805	808	836	811	992	461	498	516	473	598	344	310	320	338	394
70-74	499	541	605	697	1073	248	284	314	369	582	251	257	291	328	491
75-79	1264	1170	1017	841	780	565	508	472	368	321	699	662	545	473	459
80-84	734	908	1016	1096	1478	268	334	385	432	536	466	574	631	664	942
85+	928	961	944	903	1029	220	202	251	222	289	708	759	693	681	740
not specified	1	1	0	0	0	1	1	0	0	0	0	0	0	0	0
<b>Urban population</b>															
<b>Total</b>	5142	5114	5246	5212	6296	2660	2601	2792	2711	3224	2482	2513	2454	2501	3072
0	67	70	50	59	47	35	43	28	33	32	32	27	22	26	15
1-4	9	17	17	11	10	7	9	9	7	5	2	8	8	4	5
5-9	5	11	10	11	7	4	7	9	8	5	1	4	1	3	2
10-14	6	11	13	8	5	2	5	7	6	1	4	6	6	2	4
15-19	20	14	12	9	15	14	10	8	7	6	6	4	4	2	9
20-24	32	24	28	23	26	24	16	21	16	15	8	8	7	7	11
25-29	73	50	53	40	50	60	40	40	33	37	13	10	13	7	13
30-34	110	99	101	114	108	82	74	86	89	80	28	25	15	25	28
35-39	168	151	148	149	147	130	107	109	113	106	38	44	39	36	41
40-44	175	161	169	193	189	127	104	123	139	134	48	57	46	54	55
45-49	223	200	228	209	265	153	146	153	134	175	70	54	75	75	90
50-54	312	279	307	286	301	207	184	202	195	210	105	95	105	91	91
55-59	421	418	448	434	483	274	272	299	288	318	147	146	149	146	165
60-64	501	464	488	551	685	314	296	307	344	438	187	168	181	207	247
65-69	576	581	617	562	722	335	356	381	325	418	241	225	236	237	304
70-74	356	382	429	512	810	170	198	225	269	431	186	184	204	243	379
75-79	875	828	726	615	568	379	360	334	259	223	496	468	392	356	345
80-84	518	634	706	763	1068	184	230	268	289	373	334	404	438	474	695
85+	694	719	696	663	790	158	143	183	157	217	536	576	513	506	573
not specified	1	1	0	0	0	1	1	0	0	0	0	0	0	0	0
<b>Rural population</b>															
<b>Total</b>	2174	2163	2114	2165	2408	1192	1168	1164	1226	1342	982	995	950	939	1066
0	34	23	16	20	20	22	13	9	12	12	12	10	7	8	8
1-4	5	11	3	6	7	2	8	3	2	5	3	3	0	4	2
5-9	6	6	0	2	3	4	2	0	2	2	2	4	0	0	1
10-14	6	8	3	5	7	4	5	2	2	1	2	3	1	3	6
15-19	8	12	8	11	12	5	7	6	11	8	3	5	2	0	4
20-24	16	14	9	16	16	15	13	8	11	11	1	1	1	5	5
25-29	30	39	28	29	18	23	29	22	24	16	7	10	6	5	2
30-34	45	53	47	39	56	34	37	33	30	44	11	16	14	9	12
35-39	59	60	63	65	63	42	40	53	49	47	17	20	10	16	16
40-44	84	67	55	84	83	59	53	35	62	60	25	14	20	22	23
45-49	91	83	96	92	107	64	55	65	67	76	27	28	31	25	31
50-54	161	118	131	138	149	108	79	97	102	90	53	39	34	36	59
55-59	204	208	195	193	195	139	142	139	138	122	65	66	56	55	73
60-64	214	217	216	232	278	135	146	145	149	184	79	71	71	83	94
65-69	229	227	219	249	270	126	142	135	148	180	103	85	84	101	90
70-74	143	159	176	185	263	78	86	89	100	151	65	73	87	85	112
75-79	389	342	291	226	212	186	148	138	109	98	203	194	153	117	114
80-84	216	274	310	333	410	84	104	117	143	163	132	170	193	190	247
85+	234	242	248	240	239	62	59	68	65	72	172	183	180	175	167
not specified	0	0	0	0	0	0	0	0	0	0	0	0	0	0	0

Age	Number of deaths per 1000 people														
	total					male					female				
	2016	2017	2018	2019	2020	2016	2017	2018	2019	2020	2016	2017	2018	2019	2020
<b>Total population</b>															
<b>Total</b>	9.65	9.63	9.76	9.80	11.58	10.76	10.55	11.08	11.04	12.82	8.66	8.80	8.57	8.68	10.46
0	7.99	7.67	5.55	6.80	5.71	8.71	8.89	6.09	7.47	7.32	7.21	6.35	4.99	6.08	4.01
1-4	0.28	0.56	0.40	0.35	0.36	0.34	0.66	0.47	0.36	0.41	0.20	0.45	0.33	0.34	0.30
5-9	0.19	0.29	0.17	0.21	0.16	0.27	0.29	0.29	0.32	0.22	0.11	0.28	0.03	0.10	0.10
10-14	0.26	0.40	0.33	0.25	0.22	0.26	0.41	0.36	0.30	0.07	0.27	0.39	0.29	0.20	0.39
15-19	0.69	0.65	0.50	0.49	0.64	0.91	0.84	0.68	0.85	0.65	0.45	0.46	0.31	0.10	0.63
20-24	0.91	0.77	0.81	0.92	1.04	1.44	1.15	1.23	1.23	1.25	0.35	0.38	0.36	0.58	0.82
25-29	1.56	1.41	1.35	1.22	1.28	2.52	2.17	2.04	1.97	1.94	0.61	0.64	0.64	0.43	0.58
30-34	2.55	2.44	2.33	2.40	2.59	3.86	3.59	3.77	3.75	3.93	1.27	1.30	0.91	1.06	1.26
35-39	4.18	3.92	3.92	3.93	3.80	6.56	5.64	6.19	6.10	5.66	1.96	2.31	1.77	1.87	2.02
40-44	4.82	4.28	4.26	5.35	5.32	7.29	6.21	6.31	8.13	7.92	2.59	2.54	2.40	2.81	2.93
45-49	6.10	5.51	6.30	5.86	7.30	9.00	8.32	9.02	8.31	10.45	3.55	3.01	3.89	3.69	4.50
50-54	8.84	7.67	8.76	8.71	9.34	12.92	11.14	13.05	13.30	13.53	5.42	4.77	5.14	4.82	5.77
55-59	12.65	12.28	12.39	12.08	13.36	18.83	18.27	18.93	18.38	19.35	7.71	7.48	7.12	7.00	8.49
60-64	20.16	18.52	18.26	19.32	22.62	30.28	28.48	27.67	28.62	34.29	12.89	11.25	11.34	12.44	13.96
65-69	28.93	28.01	28.61	27.35	32.93	44.21	46.01	46.87	41.68	51.11	19.78	17.20	17.57	18.47	21.38
70-74	37.02	38.95	38.24	37.54	50.77	54.61	59.57	57.14	57.50	80.77	28.08	28.17	28.18	26.99	35.25
75-79	65.68	63.51	62.29	61.01	67.73	93.17	89.77	96.96	91.54	95.37	53.01	51.87	47.56	48.44	56.32
80-84	96.40	102.93	99.12	94.38	118.46	123.59	131.29	130.02	130.53	154.38	85.58	91.44	86.57	79.97	104.60
85+	194.67	202.17	199.70	191.23	206.73	218.47	193.76	237.35	213.46	263.09	188.30	204.53	188.85	184.95	190.77
<b>Urban population</b>															
<b>Total</b>	9.62	9.58	9.85	9.81	11.87	10.79	10.55	11.35	11.05	13.17	8.61	8.74	8.56	8.74	10.75
0	7.58	8.29	6.01	7.22	5.82	7.59	9.71	6.58	7.79	7.71	7.57	6.73	5.41	6.61	3.81
1-4	0.26	0.49	0.50	0.33	0.30	0.39	0.50	0.51	0.41	0.30	0.12	0.48	0.49	0.25	0.32
5-9	0.13	0.27	0.24	0.27	0.17	0.20	0.33	0.42	0.38	0.23	0.05	0.20	0.05	0.15	0.10
10-14	0.20	0.36	0.40	0.23	0.14	0.13	0.32	0.43	0.35	0.05	0.28	0.40	0.38	0.12	0.23
15-19	0.76	0.54	0.46	0.34	0.55	1.05	0.76	0.61	0.52	0.43	0.47	0.32	0.31	0.15	0.67
20-24	0.89	0.72	0.91	0.81	0.97	1.32	0.95	1.35	1.11	1.10	0.45	0.48	0.46	0.50	0.83
25-29	1.46	1.05	1.19	0.97	1.31	2.48	1.72	1.82	1.61	1.94	0.51	0.41	0.57	0.34	0.68
30-34	2.44	2.12	2.12	2.37	2.25	3.77	3.28	3.72	3.82	3.45	1.20	1.04	0.61	1.01	1.13
35-39	4.28	3.88	3.79	3.76	3.64	7.04	5.85	5.91	6.02	5.53	1.83	2.14	1.89	1.73	1.93
40-44	4.52	4.21	4.48	5.21	5.17	7.14	5.89	7.04	8.08	7.88	2.30	2.77	2.27	2.72	2.81
45-49	6.03	5.39	6.14	5.65	7.26	9.14	8.70	9.14	8.04	10.63	3.46	2.66	3.68	3.69	4.50
50-54	8.23	7.62	8.66	8.26	8.75	12.40	11.40	12.85	12.71	13.79	4.96	4.64	5.32	4.72	4.75
55-59	12.17	11.62	12.19	11.83	13.47	18.57	17.69	18.94	18.19	20.49	7.41	7.09	7.11	7.00	8.11
60-64	20.16	18.07	18.13	19.40	22.82	31.63	28.59	28.26	30.03	36.15	12.53	10.96	11.28	12.21	13.80
65-69	28.77	28.04	29.35	26.31	33.35	46.56	48.06	50.61	41.77	52.26	18.79	16.90	17.49	17.46	22.27
70-74	36.01	37.03	36.48	37.23	51.94	52.58	57.68	57.25	59.07	84.78	27.95	26.73	26.05	26.42	36.06
75-79	64.20	63.13	62.04	61.45	66.93	90.18	91.42	97.98	90.83	91.88	52.60	50.99	47.27	49.74	56.94
80-84	97.26	102.16	96.80	91.80	118.57	123.49	131.05	130.70	124.97	151.63	87.07	90.77	83.54	79.01	106.17
85+	199.43	208.25	205.01	196.47	225.07	219.44	191.30	242.22	213.03	283.30	194.20	212.94	194.35	191.85	208.82
<b>Rural population</b>															
<b>Total</b>	9.74	9.75	9.54	9.77	10.89	10.70	10.53	10.48	11.01	12.06	8.78	8.97	8.59	8.51	9.71
0	8.92	6.24	4.48	5.79	5.47	11.37	6.95	4.95	6.71	6.42	6.39	5.51	4.00	4.79	4.52
1-4	0.32	0.71	0.19	0.39	0.47	0.25	1.00	0.38	0.26	0.66	0.40	0.40	0.00	0.53	0.28
5-9	0.33	0.32	0.00	0.10	0.15	0.42	0.21	0.00	0.20	0.20	0.23	0.44	0.00	0.00	0.11
10-14	0.37	0.49	0.18	0.29	0.40	0.48	0.58	0.23	0.22	0.11	0.26	0.38	0.12	0.36	0.71
15-19	0.55	0.85	0.56	0.75	0.80	0.67	0.97	0.82	1.44	1.02	0.42	0.73	0.29	0.00	0.56
20-24	0.96	0.89	0.60	1.13	1.20	1.69	1.54	1.00	1.46	1.54	0.13	0.14	0.14	0.76	0.80
25-29	1.86	2.51	1.83	1.91	1.21	2.61	3.38	2.60	2.87	1.95	0.96	1.44	0.88	0.73	0.30
30-34	2.87	3.35	2.97	2.49	3.66	4.12	4.43	3.91	3.54	5.24	1.48	2.15	1.90	1.25	1.74
35-39	3.92	4.03	4.27	4.40	4.25	5.42	5.16	6.85	6.30	5.98	2.33	2.81	1.42	2.29	2.30
40-44	5.58	4.48	3.71	5.71	5.70	7.64	6.96	4.62	8.24	8.01	3.41	1.91	2.76	3.07	3.25
45-49	6.29	5.80	6.73	6.41	7.40	8.67	7.45	8.76	8.89	10.04	3.81	4.04	4.53	3.66	4.50

Continuation

Age	Number of deaths per 1000 people														
	total					male					female				
	2016	2017	2018	2019	2020	2016	2017	2018	2019	2020	2016	2017	2018	2019	2020
50-54	10.29	7.80	9.02	9.84	10.80	14.04	10.58	13.48	14.61	12.97	6.66	5.10	4.65	5.11	8.61
55-59	13.74	13.85	12.86	12.69	13.08	19.36	19.51	18.92	18.79	16.88	8.48	8.53	7.17	6.99	9.51
60-64	20.15	19.57	18.55	19.14	22.16	27.55	28.26	26.51	25.82	30.54	13.81	11.99	11.50	13.07	14.41
65-69	29.35	27.93	26.70	30.04	31.86	38.97	41.56	38.78	41.49	48.62	22.54	18.04	17.79	21.38	18.86
70-74	39.81	44.48	43.34	38.41	47.47	59.63	64.42	56.87	53.71	71.13	28.46	32.60	34.86	28.77	32.79
75-79	69.25	64.46	62.92	59.84	69.97	99.95	86.00	94.59	93.28	104.48	54.05	54.12	48.33	44.85	54.52
80-84	94.41	104.76	104.85	100.86	118.16	123.80	131.81	128.50	143.43	161.23	82.01	93.07	94.33	82.45	100.45
85+	181.82	186.01	186.19	178.11	162.86	216.03	200.00	225.17	214.52	216.54	172.00	181.91	174.76	167.54	147.14

## Soltustik Kazakhstan

Age	Number of deaths, people														
	total					male					female				
	2016	2017	2018	2019	2020	2016	2017	2018	2019	2020	2016	2017	2018	2019	2020
<b>Total population</b>															
<b>Total</b>	6744	6640	6564	6691	7512	3487	3500	3435	3581	3975	3257	3140	3129	3110	3537
0	55	67	78	65	60	33	33	52	41	35	22	34	26	24	25
1-4	11	17	16	16	12	9	9	8	8	6	2	8	8	8	6
5-9	11	11	8	15	8	5	5	6	9	6	6	6	2	6	2
10-14	11	13	6	15	5	6	5	2	10	4	5	8	4	5	1
15-19	22	20	20	27	17	16	15	17	14	10	6	5	3	13	7
20-24	46	49	42	43	37	40	39	35	36	29	6	10	7	7	8
25-29	83	82	74	65	64	65	69	56	48	52	18	13	18	17	12
30-34	143	122	128	118	100	103	94	95	84	73	40	28	33	34	27
35-39	171	185	166	169	170	136	143	124	116	120	35	42	42	53	50
40-44	196	227	211	235	224	144	151	155	177	151	52	76	56	58	73
45-49	243	217	214	261	274	173	146	155	190	196	70	71	59	71	78
50-54	384	361	323	383	381	268	252	226	272	256	116	109	97	111	125
55-59	559	523	551	516	596	374	361	374	356	435	185	162	177	160	161
60-64	677	673	661	705	831	442	462	427	471	557	235	211	234	234	274
65-69	700	727	783	801	875	408	439	467	524	523	292	288	316	277	352
70-74	468	472	492	604	843	247	264	246	318	458	221	208	246	286	385
75-79	1139	992	907	688	690	507	436	385	291	314	632	556	522	397	376
80-84	809	852	914	1072	1286	290	330	372	397	470	519	522	542	675	816
85+	1016	1030	970	892	1039	221	247	233	219	280	795	783	737	673	759
not specified	0	0	0	1	0	0	0	0	0	0	0	0	0	1	0
<b>Urban population</b>															
<b>Total</b>	2960	2925	2924	3049	3592	1490	1519	1467	1578	1825	1470	1406	1457	1471	1767
0	21	32	37	32	28	10	12	23	21	16	11	20	14	11	12
1-4	4	8	6	6	7	4	5	4	3	3		3	2	3	4
5-9	5	5	3	5	3	2	3	2	3	3	3	2	1	2	-
10-14	5	5	2	5	2	3	1	1	4	1	2	4	1	1	1
15-19	2	7	7	11	1	2	5	6	4	1		2	1	7	-
20-24	16	12	15	14	12	13	9	13	11	7	3	3	2	3	5
25-29	35	33	23	19	27	24	27	16	11	18	11	6	7	8	9
30-34	79	57	54	45	46	59	45	43	28	34	20	12	11	17	12
35-39	68	80	70	86	70	56	66	52	59	47	12	14	18	27	23
40-44	88	99	94	116	95	67	68	74	91	64	21	31	20	25	31
45-49	102	93	100	116	125	73	57	73	79	89	29	36	27	37	36
50-54	161	145	124	153	166	110	102	87	109	109	51	43	37	44	57
55-59	217	214	231	210	236	142	142	157	144	165	75	72	74	66	71
60-64	287	300	277	308	370	179	207	172	207	250	108	93	105	101	120
65-69	306	343	373	382	416	170	208	234	241	248	136	135	139	141	168
70-74	210	199	203	281	462	115	111	99	144	247	95	88	104	137	215
75-79	494	407	402	318	326	211	190	158	140	139	283	217	244	178	187

Continuation

Age	Number of deaths, people														
	total					male					female				
	2016	2017	2018	2019	2020	2016	2017	2018	2019	2020	2016	2017	2018	2019	2020
80-84	357	367	399	483	651	137	140	143	169	225	220	227	256	314	426
85+	503	519	504	459	549	113	121	110	110	159	390	398	394	349	390
not specified	0	0	0	0	0	0	0	0	0	0	0	0	0	0	0
<b>Rural population</b>															
<b>Total</b>	3784	3715	3640	3642	3920	1997	1981	1968	2003	2150	1787	1734	1672	1639	1770
0	34	35	41	33	32	23	21	29	20	19	11	14	12	13	13
1-4	7	9	10	10	5	5	4	4	5	3	2	5	6	5	2
5-9	6	6	5	10	5	3	2	4	6	3	3	4	1	4	2
10-14	6	8	4	10	3	3	4	1	6	3	3	4	3	4	-
15-19	20	13	13	16	16	14	10	11	10	9	6	3	2	6	7
20-24	30	37	27	29	25	27	30	22	25	22	3	7	5	4	3
25-29	48	49	51	46	37	41	42	40	37	34	7	7	11	9	3
30-34	64	65	74	73	54	44	49	52	56	39	20	16	22	17	15
35-39	103	105	96	83	100	80	77	72	57	73	23	28	24	26	27
40-44	108	128	117	119	129	77	83	81	86	87	31	45	36	33	42
45-49	141	124	114	145	149	100	89	82	111	107	41	35	32	34	42
50-54	223	216	199	230	215	158	150	139	163	147	65	66	60	67	68
55-59	342	309	320	306	360	232	219	217	212	270	110	90	103	94	90
60-64	390	373	384	397	461	263	255	255	264	307	127	118	129	133	154
65-69	394	384	410	419	459	238	231	233	283	275	156	153	177	136	184
70-74	258	273	289	323	381	132	153	147	174	211	126	120	142	149	170
75-79	645	585	505	370	364	296	246	227	151	175	349	339	278	219	189
80-84	452	485	515	589	635	153	190	229	228	245	299	295	286	361	390
85+	513	511	466	433	490	108	126	123	109	121	405	385	343	324	369
not specified	0	0	0	1	0	0	0	0	0	0	0	0	0	1	0

Continuation

Age	Number of deaths per 1000 people														
	total					male					female				
	2016	2017	2018	2019	2020	2016	2017	2018	2019	2020	2016	2017	2018	2019	2020
<b>Total population</b>															
<b>Total</b>	11.91	11.84	11.79	12.13	13.75	12.90	13.06	12.91	13.57	15.21	11.00	10.72	10.77	10.81	12.41
0	7.11	9.01	10.81	9.43	8.72	8.30	8.76	14.01	11.52	9.77	5.86	9.27	7.41	7.20	7.59
1-4	0.33	0.53	0.51	0.53	0.41	0.53	0.54	0.50	0.52	0.40	0.13	0.51	0.53	0.55	0.42
5-9	0.27	0.27	0.19	0.37	0.20	0.24	0.24	0.28	0.43	0.29	0.30	0.30	0.10	0.30	0.10
10-14	0.31	0.36	0.17	0.40	0.13	0.33	0.27	0.11	0.52	0.20	0.29	0.46	0.23	0.28	0.05
15-19	0.66	0.62	0.62	0.83	0.51	0.93	0.90	1.02	0.83	0.59	0.37	0.32	0.19	0.82	0.44
20-24	1.20	1.35	1.22	1.33	1.20	1.99	2.05	1.94	2.12	1.79	0.33	0.58	0.43	0.45	0.54
25-29	2.06	2.12	1.99	1.79	1.80	3.03	3.35	2.81	2.46	2.72	0.96	0.72	1.04	1.01	0.73
30-34	3.40	2.92	3.10	2.92	2.58	4.82	4.39	4.43	3.98	3.57	1.93	1.38	1.66	1.76	1.47
35-39	4.31	4.69	4.23	4.33	4.37	6.94	7.33	6.37	5.94	6.13	1.75	2.11	2.12	2.71	2.59
40-44	5.13	5.99	5.59	6.26	6.03	7.87	8.27	8.50	9.73	8.34	2.62	3.87	2.87	3.00	3.83
45-49	6.60	5.96	5.93	7.28	7.69	9.76	8.33	8.93	11.09	11.57	3.67	3.77	3.15	3.80	4.17
50-54	9.28	9.22	8.65	10.70	10.98	13.78	13.63	12.73	15.89	15.44	5.29	5.27	4.96	5.94	6.90
55-59	13.06	12.16	12.97	12.44	14.99	19.32	18.51	19.39	18.76	23.80	7.89	6.89	7.63	7.11	7.49
60-64	20.17	19.62	18.64	19.34	22.29	30.56	31.23	27.84	29.86	34.48	12.30	10.81	11.63	11.32	12.97
65-69	30.01	29.07	29.84	29.53	31.25	45.09	44.87	45.21	48.74	46.71	20.45	18.92	19.86	16.92	20.95
70-74	43.79	42.29	38.73	40.55	49.24	67.05	67.34	54.34	59.90	75.83	31.56	28.73	30.09	29.83	34.75
75-79	66.27	62.76	67.05	61.97	76.91	95.30	91.13	96.92	89.77	117.65	53.26	50.44	54.63	50.51	59.66
80-84	111.91	102.46	95.45	100.42	114.62	144.39	141.21	137.70	135.29	158.78	99.42	87.31	78.85	87.20	98.79
85+	206.25	213.29	206.56	192.91	217.93	214.67	236.14	226.32	216.19	269.36	204.03	206.98	201.01	186.37	203.59
<b>Urban population</b>															
<b>Total</b>	11.88	11.65	11.59	12.06	14.20	13.18	13.33	12.79	13.72	15.86	10.80	10.26	10.59	10.68	12.81
0	5.55	8.92	10.38	9.41	8.45	5.14	6.69	12.55	11.77	9.17	6.00	11.20	8.09	6.79	7.64
1-4	0.26	0.52	0.40	0.41	0.49	0.50	0.63	0.52	0.40	0.41	0.00	0.41	0.27	0.42	0.58
5-9	0.30	0.28	0.16	0.27	0.16	0.23	0.33	0.21	0.31	0.31	0.37	0.23	0.11	0.22	0.00

Continuation

Age	Number of deaths per 1000 people														
	total					male					female				
	2016	2017	2018	2019	2020	2016	2017	2018	2019	2020	2016	2017	2018	2019	2020
10-14	0.41	0.39	0.15	0.35	0.13	0.48	0.15	0.14	0.54	0.13	0.34	0.66	0.16	0.15	0.14
15-19	0.17	0.60	0.60	0.93	0.08	0.34	0.86	1.01	0.65	0.16	0.00	0.35	0.18	1.22	0.00
20-24	0.95	0.75	0.97	0.96	0.86	1.57	1.15	1.74	1.55	1.03	0.35	0.37	0.25	0.40	0.70
25-29	1.44	1.39	1.02	0.91	1.41	2.05	2.37	1.47	1.08	1.90	0.87	0.48	0.60	0.75	0.93
30-34	3.73	2.63	2.40	1.94	1.93	5.72	4.23	3.91	2.49	2.97	1.84	1.09	0.96	1.42	0.97
35-39	3.73	4.31	3.69	4.46	3.54	6.35	7.35	5.64	6.25	4.89	1.28	1.46	1.85	2.74	2.27
40-44	5.50	6.08	5.65	6.84	5.54	9.19	9.06	9.57	11.47	7.87	2.41	3.53	2.24	2.77	3.43
45-49	7.01	6.37	6.78	7.80	8.29	11.12	8.61	10.91	11.78	13.16	3.63	4.51	3.35	4.53	4.33
50-54	9.97	9.35	8.27	10.55	11.69	15.72	15.09	13.20	17.00	17.29	5.57	4.92	4.40	5.43	7.22
55-59	12.35	12.16	13.31	12.41	14.54	19.48	19.48	21.86	20.41	24.31	7.29	6.98	7.27	6.69	7.52
60-64	19.33	19.93	17.79	19.19	22.53	30.52	34.96	28.05	32.89	38.95	12.02	10.19	11.12	10.36	11.99
65-69	27.77	28.80	29.77	29.48	31.16	43.42	48.59	51.78	51.18	50.57	19.14	17.69	17.35	17.09	19.89
70-74	44.59	38.68	33.21	38.25	54.17	75.26	66.19	49.20	59.70	90.21	29.86	25.37	25.36	27.77	37.14
75-79	62.85	55.76	63.64	61.32	78.25	95.60	94.62	93.55	100.18	120.03	50.06	41.01	52.73	46.99	62.17
80-84	107.16	95.08	88.20	94.16	119.41	157.83	139.93	121.96	131.83	175.23	89.30	79.38	76.38	81.61	102.21
85+	209.67	222.75	225.25	207.55	238.80	249.72	272.52	252.87	253.75	357.71	200.36	211.03	218.59	196.29	210.30
Rural population															
Total	11.92	11.98	11.96	12.19	13.37	12.69	12.87	13.00	13.45	14.71	11.17	11.10	10.93	10.93	12.04
0	8.60	9.11	11.20	9.45	8.97	11.32	10.71	15.41	11.26	10.33	5.72	7.44	6.72	7.58	7.54
1-4	0.40	0.53	0.61	0.64	0.33	0.55	0.46	0.48	0.62	0.39	0.23	0.61	0.76	0.66	0.28
5-9	0.25	0.26	0.22	0.45	0.23	0.25	0.17	0.34	0.53	0.27	0.26	0.35	0.09	0.37	0.19
10-14	0.26	0.35	0.17	0.43	0.13	0.25	0.34	0.08	0.50	0.25	0.27	0.36	0.27	0.36	0.00
15-19	0.93	0.62	0.63	0.77	0.77	1.24	0.92	1.02	0.93	0.84	0.59	0.30	0.20	0.60	0.69
20-24	1.40	1.83	1.42	1.62	1.47	2.29	2.69	2.08	2.52	2.34	0.31	0.77	0.59	0.50	0.40
25-29	3.02	3.30	3.47	2.98	2.24	4.18	4.54	4.42	3.99	3.52	1.14	1.25	1.94	1.46	0.44
30-34	3.06	3.24	3.94	4.26	3.59	3.99	4.54	4.98	5.67	4.33	2.02	1.73	2.63	2.34	2.49
35-39	4.81	5.03	4.72	4.20	5.23	7.43	7.32	7.02	5.65	7.33	2.16	2.70	2.38	2.69	2.95
40-44	4.87	5.93	5.55	5.78	6.45	7.00	7.72	7.71	8.38	8.73	2.78	4.15	3.40	3.19	4.19
45-49	6.33	5.69	5.35	6.92	7.24	8.96	8.16	7.68	10.65	10.52	3.69	3.22	3.00	3.23	4.04
50-54	8.84	9.13	8.92	10.81	10.49	12.68	12.79	12.45	15.23	14.30	5.10	5.53	5.38	6.33	6.66
55-59	13.56	12.17	12.73	12.46	15.29	19.22	17.94	17.93	17.79	23.49	8.36	6.83	7.90	7.43	7.47
60-64	20.84	19.37	19.31	19.46	22.11	30.58	28.74	27.70	27.84	31.53	12.55	11.36	12.07	12.18	13.86
65-69	32.02	29.32	29.90	29.57	31.34	46.36	41.98	40.10	46.83	43.71	21.75	20.15	22.40	16.74	22.02
70-74	43.17	45.39	43.86	42.77	44.34	61.22	68.20	58.45	60.08	63.92	32.98	31.82	34.85	32.01	32.14
75-79	69.16	68.77	70.03	62.54	75.74	95.09	88.60	99.41	81.89	115.82	56.17	59.16	56.42	53.78	57.36
80-84	115.97	108.85	101.95	106.21	110.09	134.15	142.16	149.77	137.97	146.18	108.45	94.58	81.19	92.73	95.31
85+	203.01	204.48	189.55	179.48	198.50	187.18	209.30	206.90	188.09	203.36	207.69	202.95	184.01	176.76	196.96

## Turkistan\*

Age	Number of deaths, people														
	total					male					female				
	2016	2017	2018	2019	2020	2016	2017	2018	2019	2020	2016	2017	2018	2019	2020
Total population															
Total	14662	10137	9927	10345	12880	8215	5722	5698	5884	7357	6447	4415	4229	4461	5523
0	813	528	468	471	432	481	313	280	269	249	332	215	188	202	183
1-4	256	161	165	192	143	159	103	110	106	81	97	58	55	86	62
5-9	114	92	91	117	85	72	48	56	72	57	42	44	35	45	28
10-14	82	66	72	85	74	54	43	46	52	46	28	23	26	33	28
15-19	150	107	116	110	115	87	65	77	76	69	63	42	39	34	46
20-24	234	168	137	142	126	165	117	101	107	90	69	51	36	35	36
25-29	255	176	184	157	157	165	123	134	115	112	90	53	50	42	45
30-34	315	210	210	198	219	226	145	160	147	145	89	65	50	51	74
35-39	429	279	208	249	240	294	191	136	184	164	135	88	72	65	76
40-44	493	360	279	355	397	364	270	196	258	290	129	90	83	97	107
45-49	682	424	447	497	522	487	282	303	363	347	195	142	144	134	175

Age	Number of deaths, people														
	total					male					female				
	2016	2017	2018	2019	2020	2016	2017	2018	2019	2020	2016	2017	2018	2019	2020
50-54	906	611	635	656	788	621	394	425	439	545	285	217	210	217	243
55-59	1191	855	924	874	1101	793	544	627	595	749	398	311	297	279	352
60-64	1295	928	935	966	1426	829	604	599	623	889	466	324	336	343	537
65-69	1573	1074	1078	1098	1572	914	630	663	663	944	659	444	415	435	628
70-74	1144	758	816	940	1490	599	427	455	484	846	545	331	361	456	644
75-79	1955	1406	1205	1092	1283	940	692	542	515	643	1015	714	663	577	640
80-84	1169	899	960	1160	1570	491	377	459	494	708	678	522	501	666	862
85+	1604	1035	997	984	1139	472	354	329	320	382	1132	681	668	664	757
not specified	2	0	0	2	1	2	0	0	2	1	0	0	0	0	0
<b>Urban population</b>															
<b>Total</b>	7064	2460	2472	2593	3318	3918	1396	1452	1497	1838	3146	1064	1020	1096	1480
0	351	136	118	125	160	211	77	74	76	91	140	59	44	49	69
1-4	90	33	33	42	30	51	18	21	25	18	39	15	12	17	12
5-9	58	18	18	25	25	36	7	10	14	13	22	11	8	11	12
10-14	29	7	15	15	14	19	4	10	6	7	10	3	5	9	7
15-19	60	23	24	24	15	35	13	17	15	7	25	10	7	9	8
20-24	85	25	32	28	33	55	19	26	21	24	30	6	6	7	9
25-29	119	41	53	38	37	83	30	36	29	22	36	11	17	9	15
30-34	149	55	49	41	50	103	37	30	35	32	46	18	19	6	18
35-39	224	71	45	63	69	146	41	29	48	41	78	30	16	15	28
40-44	260	104	75	94	114	186	78	54	71	77	74	26	21	23	37
45-49	353	110	138	119	148	263	72	99	89	88	90	38	39	30	60
50-54	452	172	169	191	211	301	113	114	130	146	151	59	55	61	65
55-59	590	221	227	232	285	388	145	163	164	178	202	76	64	68	107
60-64	638	217	250	266	399	419	136	175	180	242	219	81	75	86	157
65-69	769	283	260	262	409	450	184	160	166	247	319	99	100	96	162
70-74	510	193	205	246	370	272	119	113	129	213	238	74	92	117	157
75-79	921	305	287	251	288	426	143	121	116	126	495	162	166	135	162
80-84	580	208	251	293	375	245	81	116	104	169	335	127	135	189	206
85+	826	238	223	238	285	229	79	84	79	96	597	159	139	159	189
not specified	0	0	0	0	1	0	0	0	0	1	0	0	0	0	0
<b>Rural population</b>															
<b>Total</b>	7598	7677	7455	7752	9562	4297	4326	4246	4387	5519	3301	3351	3209	3365	4043
0	462	392	350	346	272	270	236	206	193	158	192	156	144	153	114
1-4	166	128	132	150	113	108	85	89	81	63	58	43	43	69	50
5-9	56	74	73	92	60	36	41	46	58	44	20	33	27	34	16
10-14	53	59	57	70	60	35	39	36	46	39	18	20	21	24	21
15-19	90	84	92	86	100	52	52	60	61	62	38	32	32	25	38
20-24	149	143	105	114	93	110	98	75	86	66	39	45	30	28	27
25-29	136	135	131	119	120	82	93	98	86	90	54	42	33	33	30
30-34	166	155	161	157	169	123	108	130	112	113	43	47	31	45	56
35-39	205	208	163	186	171	148	150	107	136	123	57	58	56	50	48
40-44	233	256	204	261	283	178	192	142	187	213	55	64	62	74	70
45-49	329	314	309	378	374	224	210	204	274	259	105	104	105	104	115
50-54	454	439	466	465	577	320	281	311	309	399	134	158	155	156	178
55-59	601	634	697	642	816	405	399	464	431	571	196	235	233	211	245
60-64	657	711	685	700	1027	410	468	424	443	647	247	243	261	257	380
65-69	804	791	818	836	1163	464	446	503	497	697	340	345	315	339	466
70-74	634	565	611	694	1120	327	308	342	355	633	307	257	269	339	487
75-79	1034	1101	918	841	995	514	549	421	399	517	520	552	497	442	478
80-84	589	691	709	867	1195	246	296	343	390	539	343	395	366	477	656
85+	778	797	774	746	854	243	275	245	241	286	535	522	529	505	568
not specified	2	0	0	2	0	2	0	0	2	0	0	0	0	0	0

Continuation

Age	Number of deaths per 1000 people														
	total					male					female				
	2016	2017	2018	2019	2020	2016	2017	2018	2019	2020	2016	2017	2018	2019	2020
<b>Total population</b>															
<b>Total</b>	5.13	5.14	5.01	5.17	6.34	5.78	5.74	5.68	5.80	7.14	4.48	4.53	4.33	4.53	5.52
0	9.98	9.83	8.67	8.52	7.21	11.42	11.31	10.07	9.41	8.01	8.43	8.25	7.19	7.56	6.35
1-4	0.81	0.73	0.75	0.89	0.67	0.98	0.91	0.98	0.96	0.74	0.63	0.54	0.52	0.82	0.60
5-9	0.32	0.36	0.35	0.44	0.32	0.40	0.36	0.42	0.53	0.42	0.24	0.35	0.28	0.35	0.22
10-14	0.31	0.33	0.34	0.38	0.32	0.40	0.42	0.43	0.46	0.39	0.22	0.24	0.25	0.31	0.25
15-19	0.66	0.64	0.72	0.67	0.66	0.75	0.76	0.92	0.90	0.77	0.57	0.52	0.49	0.42	0.54
20-24	0.97	1.05	0.91	1.01	0.93	1.32	1.37	1.25	1.40	1.22	0.59	0.68	0.52	0.54	0.58
25-29	1.07	1.23	1.30	1.09	1.08	1.39	1.61	1.76	1.48	1.42	0.76	0.79	0.76	0.64	0.68
30-34	1.54	1.56	1.53	1.44	1.60	2.24	2.11	2.28	2.07	2.04	0.86	0.98	0.75	0.76	1.13
35-39	2.46	2.42	1.79	2.12	2.00	3.41	3.29	2.33	3.11	2.72	1.54	1.54	1.25	1.11	1.27
40-44	3.06	3.34	2.58	3.27	3.65	4.58	4.96	3.59	4.71	5.30	1.58	1.69	1.56	1.81	1.98
45-49	4.66	4.27	4.46	4.92	5.15	6.74	5.63	6.00	7.13	6.79	2.63	2.89	2.89	2.68	3.48
50-54	6.59	6.66	6.95	7.18	8.58	9.41	8.72	9.40	9.66	11.86	3.99	4.66	4.55	4.72	5.30
55-59	10.53	10.78	11.22	10.33	12.86	15.06	14.41	15.92	14.63	18.17	6.59	7.48	6.92	6.35	7.92
60-64	16.79	17.08	16.36	15.99	22.17	24.14	24.39	22.87	22.37	29.84	10.89	10.95	10.85	10.53	15.56
65-69	29.82	28.83	27.39	26.41	36.65	41.90	39.74	39.42	37.13	50.93	21.31	20.74	18.41	18.34	25.78
70-74	42.88	41.49	41.77	42.36	58.73	56.86	57.66	57.45	53.75	83.02	33.76	30.47	31.08	34.59	42.43
75-79	70.37	76.28	67.87	67.75	90.75	90.56	96.91	80.30	84.98	122.29	58.33	63.24	60.25	57.37	72.06
80-84	111.74	114.12	107.93	116.31	146.02	139.21	131.73	142.83	137.76	185.44	97.77	104.07	88.19	104.27	124.33
85+	215.22	230.64	223.64	235.60	272.98	209.96	241.64	224.19	228.90	271.50	217.48	225.31	223.37	238.98	273.73
<b>Urban population</b>															
<b>Total</b>	5.48	6.32	6.35	6.52	8.06	6.24	7.14	7.41	7.48	8.87	4.75	5.49	5.28	5.56	7.24
0	9.08	10.15	8.4	8.25	10.07	10.54	11.15	10.29	9.74	10.91	7.51	9.08	6.40	6.67	9.13
1-4	0.63	0.65	0.65	0.82	0.56	0.69	0.68	0.81	0.95	0.66	0.56	0.61	0.49	0.68	0.46
5-9	0.37	0.32	0.32	0.43	0.42	0.45	0.24	0.34	0.47	0.42	0.29	0.41	0.29	0.39	0.42
10-14	0.26	0.18	0.37	0.35	0.30	0.33	0.20	0.48	0.27	0.29	0.19	0.16	0.26	0.43	0.31
15-19	0.66	0.75	0.80	0.78	0.46	0.75	0.81	1.08	0.94	0.41	0.56	0.67	0.49	0.61	0.50
20-24	0.83	0.97	1.32	1.18	1.34	1.05	1.32	1.91	1.57	1.77	0.60	0.53	0.56	0.67	0.82
25-29	1.02	1.69	2.25	1.60	1.53	1.50	2.27	2.75	2.18	1.61	0.59	1.00	1.62	0.86	1.41
30-34	1.58	2.46	2.21	1.79	2.12	2.29	3.27	2.62	2.92	2.57	0.93	1.64	1.78	0.55	1.62
35-39	2.78	3.33	2.18	3.08	3.35	3.79	3.97	2.89	4.75	3.99	1.85	2.73	1.52	1.45	2.71
40-44	3.46	4.86	3.60	4.52	5.51	5.22	7.54	5.32	7.08	7.78	1.87	2.36	1.96	2.14	3.43
45-49	5.11	5.32	6.75	5.85	7.31	8.03	7.15	9.97	9.07	9.04	2.48	3.58	3.70	2.85	5.70
50-54	6.94	8.79	8.75	9.97	11.01	9.97	12.35	12.63	14.41	15.98	4.32	5.66	5.34	6.02	6.48
55-59	10.97	12.89	12.82	12.81	15.64	15.92	18.35	19.90	19.52	21.24	6.87	8.23	6.73	7.00	10.88
60-64	17.50	18.61	20.53	20.77	29.21	26.71	26.66	32.80	31.93	39.96	10.54	12.34	10.96	11.99	20.64
65-69	30.86	36.81	32.22	30.76	46.20	45.57	59.43	49.42	48.65	69.89	21.21	21.56	20.70	18.81	30.47
70-74	43.43	55.46	53.99	56.24	73.85	61.26	85.73	75.48	76.31	115.26	32.59	35.37	40.00	43.60	49.67
75-79	71.77	93.86	97.82	94.20	126.54	98.01	129.53	123.03	128.11	164.06	58.33	75.51	85.11	76.75	107.43
80-84	113.17	138.71	151.80	169.90	220.72	157.40	176.28	240.17	217.57	375.56	93.88	122.12	115.34	151.62	165.06
85+	253.14	525.97	522.25	701.03	743.16	258.90	516.34	617.65	721.46	783.67	251.00	530.88	477.66	691.30	724.14
<b>Rural population</b>															
<b>Total</b>	4.84	4.85	4.68	4.84	5.91	5.41	5.40	5.26	5.39	6.71	4.26	4.29	4.09	4.27	5.08
0	10.78	9.71	8.77	8.61	6.21	12.23	11.34	9.36	9.29	6.97	9.23	7.97	7.46	7.58	5.39
1-4	0.97	0.75	0.78	0.91	0.71	1.23	0.97	1.03	0.96	0.77	0.52	0.52	0.52	0.86	0.64
5-9	0.28	0.36	0.36	0.45	0.29	0.35	0.39	0.44	0.55	0.42	0.33	0.33	0.27	0.34	0.16
10-14	0.34	0.37	0.34	0.39	0.33	0.44	0.48	0.41	0.51	0.41	0.25	0.25	0.25	0.28	0.23
15-19	0.66	0.62	0.70	0.64	0.70	0.75	0.75	0.89	0.89	0.85	0.48	0.48	0.50	0.38	0.54
20-24	1.08	1.06	0.83	0.97	0.83	1.51	1.38	1.11	1.36	1.09	0.71	0.71	0.51	0.52	0.53
25-29	1.12	1.14	1.11	0.99	0.99	1.29	1.48	1.55	1.34	1.39	0.75	0.75	0.60	0.60	0.54
30-34	1.51	1.38	1.40	1.36	1.50	2.21	1.89	2.22	1.90	1.93	0.85	0.85	0.55	0.80	1.03
35-39	2.19	2.22	1.71	1.91	1.72	3.10	3.14	2.22	2.77	2.46	1.26	1.26	1.19	1.04	0.97
40-44	2.71	2.96	2.34	2.98	3.22	4.07	4.35	3.19	4.18	4.76	1.51	1.51	1.45	1.72	1.62
45-49	4.25	3.99	3.87	4.69	4.61	5.66	5.24	5.03	6.67	6.26	2.69	2.69	2.68	2.63	2.89
50-54	6.28	6.08	6.47	6.44	7.94	8.94	7.80	8.60	8.48	10.83	4.37	4.37	4.33	4.36	4.97



Age	Number of deaths per 1000 people														
	total					male					female				
	2016	2017	2018	2019	2020	2016	2017	2018	2019	2020	2016	2017	2018	2019	2020
55-59	10.13	10.19	10.79	9.66	12.10	14.32	13.37	14.88	13.36	17.39	7.26	7.26	6.97	6.16	7.08
60-64	16.15	16.66	15.23	14.70	20.28	21.99	23.80	20.33	19.94	27.25	10.56	10.56	10.82	10.12	14.12
65-69	28.89	26.75	26.15	25.29	34.16	38.86	34.96	37.04	34.41	46.47	20.52	20.52	17.79	18.21	24.47
70-74	42.45	38.20	38.82	38.96	55.01	53.66	51.18	48.54	48.54	75.88	29.28	29.30	28.88	32.28	40.52
75-79	69.17	72.52	61.94	62.51	83.88	85.19	90.92	77.40	77.66	115.14	60.38	60.37	54.90	53.26	64.84
80-84	110.37	108.33	97.91	105.10	132.02	124.84	123.26	125.48	125.40	160.04	99.20	99.32	81.13	92.78	115.41
85+	185.68	197.52	192.01	194.42	225.39	178.22	209.60	187.04	189.54	222.65	192.37	191.70	195.96	198.16	226.79

\* Hereinafter data for 2016 for the Ontustik Kazakhstan.

### Shygys-Kazakhstan

Age	Number of deaths, people														
	total					male					female				
	2016	2017	2018	2019	2020	2016	2017	2018	2019	2020	2016	2017	2018	2019	2020

#### Total population

<b>Total</b>	14371	14031	14209	14241	16485	7780	7397	7576	7658	8679	6591	6634	6633	6583	7806
0	218	162	175	180	166	121	92	96	91	82	97	70	79	89	84
1-4	48	41	33	41	25	32	24	15	26	14	16	17	18	15	11
5-9	30	34	37	27	19	16	21	25	13	10	14	13	12	14	9
10-14	31	20	20	18	27	20	11	13	10	19	11	9	7	8	8
15-19	61	38	51	62	51	48	30	34	43	39	13	8	17	19	12
20-24	95	101	82	77	59	76	82	59	57	42	19	19	23	20	17
25-29	216	183	209	167	124	173	135	163	125	85	43	48	46	42	39
30-34	312	296	283	324	300	232	227	226	261	235	80	69	57	63	65
35-39	410	397	383	410	361	306	286	280	311	254	104	111	103	99	107
40-44	495	504	485	464	538	350	373	344	342	387	145	131	141	122	151
45-49	540	589	593	607	645	375	424	403	441	450	165	165	190	166	195
50-54	829	738	759	695	810	600	509	550	499	559	229	229	209	196	251
55-59	1183	1169	1208	1071	1193	808	786	838	723	792	375	383	370	348	401
60-64	1422	1349	1440	1472	1787	948	892	980	971	1132	474	457	460	501	655
65-69	1545	1579	1543	1620	1909	956	950	955	971	1148	589	629	588	649	761
70-74	1017	1025	1089	1315	1855	564	564	610	748	1071	453	461	479	567	784
75-79	2207	2061	1840	1507	1437	1035	931	807	703	662	1172	1130	1033	804	775
80-84	1518	1657	1877	2170	2767	571	576	671	823	1035	947	1081	1206	1347	1732
85+	2181	2085	2098	2004	2411	540	481	503	492	662	1641	1604	1595	1512	1749
not specified	13	3	4	10	1	9	3	4	8	1	4	0	0	2	0

#### Urban population

<b>Total</b>	8730	8483	8634	8863	10283	4634	4381	4511	4658	5242	4096	4102	4123	4205	5041
0	132	86	110	123	105	75	51	65	61	48	57	35	45	62	57
1-4	23	26	14	24	14	17	17	5	18	7	6	9	9	6	7
5-9	16	22	23	18	10	9	14	13	10	4	7	8	10	8	6
10-14	12	9	8	10	20	8	6	3	4	15	4	3	5	6	5
15-19	25	17	25	28	22	15	14	16	18	19	10	3	9	10	3
20-24	39	51	38	47	34	33	42	29	33	26	6	9	9	14	8
25-29	112	109	116	95	70	94	80	90	66	47	18	29	26	29	23
30-34	183	176	171	201	190	134	128	131	164	150	49	48	40	37	40
35-39	266	238	245	266	235	204	164	181	200	155	62	74	64	66	80
40-44	304	310	303	295	329	216	222	207	222	236	88	88	96	73	93
45-49	334	359	349	391	394	220	257	234	279	276	114	102	115	112	118
50-54	514	433	436	408	473	358	293	307	287	313	156	140	129	121	160
55-59	725	672	714	657	716	489	449	481	429	464	236	223	233	228	252
60-64	879	829	895	913	1125	588	563	608	601	694	291	266	287	312	431
65-69	965	980	955	990	1165	592	586	600	576	687	373	394	355	414	478
70-74	594	627	673	832	1201	332	339	379	479	667	262	288	294	353	534
75-79	1341	1217	1112	918	895	616	549	466	404	419	725	668	646	514	476

Continuation

Age	Number of deaths, people														
	total					male					female				
	2016	2017	2018	2019	2020	2016	2017	2018	2019	2020	2016	2017	2018	2019	2020
80-84	858	993	1138	1366	1717	303	334	399	499	601	555	659	739	867	1116
85+	1400	1326	1308	1272	1567	325	270	296	301	413	1075	1056	1012	971	1154
not specified	8	3	1	9	1	6	3	1	7	1	2	0	0	2	0
<b>Rural population</b>															
<b>Total</b>	5641	5548	5575	5378	6202	3146	3016	3065	3000	3437	2495	2532	2510	2378	2765
0	86	76	65	57	61	46	41	31	30	34	40	35	34	27	27
1-4	25	15	19	17	11	15	7	10	8	7	10	8	9	9	4
5-9	14	12	14	9	9	7	7	12	3	6	7	5	2	6	3
10-14	19	11	12	8	7	12	5	10	6	4	7	6	2	2	3
15-19	36	21	26	34	29	33	16	18	25	20	3	5	8	9	9
20-24	56	50	44	30	25	43	40	30	24	16	13	10	14	6	9
25-29	104	74	93	72	54	79	55	73	59	38	25	19	20	13	16
30-34	129	120	112	123	110	98	99	95	97	85	31	21	17	26	25
35-39	144	159	138	144	126	102	122	99	111	99	42	37	39	33	27
40-44	191	194	182	169	209	134	151	137	120	151	57	43	45	49	58
45-49	206	230	244	216	251	155	167	169	162	174	51	63	75	54	77
50-54	315	305	323	287	337	242	216	243	212	246	73	89	80	75	91
55-59	458	497	494	414	477	319	337	357	294	328	139	160	137	120	149
60-64	543	520	545	559	662	360	329	372	370	438	183	191	173	189	224
65-69	580	599	588	630	744	364	364	355	395	461	216	235	233	235	283
70-74	423	398	416	483	654	232	225	231	269	404	191	173	185	214	250
75-79	866	844	728	589	542	419	382	341	299	243	447	462	387	290	299
80-84	660	664	739	804	1050	268	242	272	324	434	392	422	467	480	616
85+	781	759	790	732	844	215	211	207	191	249	566	548	583	541	595
not specified	5	0	3	1	0	3	0	3	1	0	2	0	0	0	0

Continuation

Age	Number of deaths per 1000 people														
	total					male					female				
	2016	2017	2018	2019	2020	2016	2017	2018	2019	2020	2016	2017	2018	2019	2020
<b>Total population</b>															
<b>Total</b>	10.32	10.12	10.29	10.36	12.06	11.72	11.19	11.50	11.68	13.30	9.04	9.14	9.18	9.17	10.93
0	9.51	7.28	7.99	8.24	7.40	10.15	8.00	8.44	7.96	7.06	8.81	6.50	7.48	8.54	7.76
1-4	0.53	0.46	0.37	0.47	0.29	0.69	0.52	0.33	0.57	0.31	0.36	0.39	0.42	0.35	0.26
5-9	0.28	0.31	0.34	0.25	0.18	0.29	0.37	0.44	0.23	0.18	0.26	0.24	0.22	0.26	0.17
10-14	0.36	0.22	0.21	0.18	0.27	0.46	0.24	0.27	0.20	0.37	0.27	0.21	0.15	0.17	0.16
15-19	0.80	0.51	0.69	0.82	0.66	1.23	0.79	0.89	1.11	0.98	0.35	0.22	0.47	0.52	0.32
20-24	0.98	1.14	1.00	1.00	0.82	1.52	1.77	1.38	1.43	1.12	0.41	0.45	0.58	0.54	0.49
25-29	1.78	1.57	1.89	1.62	1.31	2.83	2.29	2.90	2.36	1.72	0.72	0.83	0.85	0.84	0.85
30-34	2.92	2.72	2.55	2.88	2.65	4.29	4.10	4.02	4.60	4.12	1.52	1.29	1.04	1.13	1.16
35-39	4.17	4.08	3.95	4.24	3.72	6.31	5.94	5.81	6.43	5.22	2.09	2.26	2.11	2.05	2.22
40-44	5.21	5.33	5.18	5.00	5.85	7.68	8.20	7.61	7.61	8.62	2.93	2.67	2.91	2.55	3.20
45-49	6.10	6.66	6.69	6.85	7.29	8.93	10.11	9.60	10.49	10.76	3.55	3.55	4.08	3.56	4.18
50-54	8.94	8.23	8.74	8.23	9.76	14.01	12.24	13.67	12.74	14.44	4.58	4.76	4.49	4.33	5.67
55-59	12.72	12.49	12.99	11.73	13.52	19.23	18.59	19.90	17.43	19.80	7.35	7.47	7.27	6.98	8.31
60-64	19.28	17.81	18.50	18.43	21.80	30.55	27.80	29.46	28.28	31.83	11.11	10.47	10.32	11.01	14.11
65-69	28.53	27.51	26.01	26.45	30.42	44.65	41.92	40.81	40.19	46.40	18.00	18.11	16.37	17.50	20.02
70-74	40.24	39.26	36.35	37.25	45.73	61.57	59.09	55.64	58.08	72.82	28.10	27.83	25.21	25.29	30.32
75-79	59.15	58.59	59.40	57.89	66.74	86.51	83.19	82.06	84.98	96.33	46.23	47.12	48.86	45.28	52.87
80-84	99.24	93.15	91.20	93.96	112.16	134.96	114.83	114.30	126.01	149.31	85.59	84.63	81.99	81.33	97.64
85+	193.58	186.24	188.36	182.95	217.49	200.71	178.71	185.88	182.02	241.69	191.35	188.62	189.16	183.25	209.55
<b>Urban population</b>															
<b>Total</b>	10.43	10.07	10.19	10.43	12.09	12.00	11.27	11.52	11.85	13.32	9.08	9.05	9.05	9.21	11.03
0	9.02	6.05	7.75	8.68	7.27	9.86	6.95	8.75	8.26	6.41	8.10	5.09	6.63	9.14	8.18
1-4	0.41	0.46	0.25	0.43	0.25	0.59	0.59	0.17	0.62	0.24	0.22	0.33	0.33	0.22	0.26
5-9	0.26	0.35	0.35	0.27	0.15	0.29	0.43	0.39	0.30	0.12	0.24	0.26	0.32	0.25	0.18

Age	Number of deaths per 1000 people														
	total					male					female				
	2016	2017	2018	2019	2020	2016	2017	2018	2019	2020	2016	2017	2018	2019	2020
10-14	0.27	0.19	0.16	0.19	0.36	0.35	0.25	0.12	0.15	0.52	0.19	0.13	0.20	0.23	0.18
15-19	0.61	0.42	0.61	0.67	0.51	0.72	0.67	0.76	0.84	0.87	0.50	0.15	0.45	0.49	0.14
20-24	0.67	0.97	0.78	1.02	0.77	1.15	1.60	1.17	1.41	1.17	0.21	0.35	0.37	0.61	0.37
25-29	1.28	1.27	1.44	1.29	1.07	2.25	1.95	2.31	1.84	1.46	0.39	0.65	0.62	0.77	0.70
30-34	2.67	2.46	2.27	2.54	2.30	3.98	3.64	3.56	4.29	3.78	1.41	1.32	1.04	0.91	0.93
35-39	4.41	3.93	4.01	4.31	3.75	7.05	5.62	6.11	6.65	5.06	1.98	2.36	2.03	2.09	2.50
40-44	5.38	5.47	5.35	5.21	5.79	8.25	8.44	7.86	8.39	8.80	2.90	2.90	3.17	2.42	3.10
45-49	6.46	6.88	6.61	7.36	7.40	9.38	10.82	9.70	11.50	11.40	4.04	3.59	4.01	3.88	4.06
50-54	9.67	8.38	8.64	8.24	9.64	15.30	12.83	13.81	13.17	14.38	5.24	4.85	4.57	4.37	5.85
55-59	13.37	12.26	13.08	12.25	13.80	20.99	19.16	20.57	18.58	20.84	7.62	7.11	7.46	7.47	8.51
60-64	20.25	18.55	19.36	19.13	22.82	34.24	31.57	32.68	31.17	34.55	11.10	9.90	10.39	10.97	14.75
65-69	29.28	28.11	26.47	26.51	30.32	48.25	45.53	45.30	42.11	48.86	18.04	17.92	15.54	17.49	19.62
70-74	39.42	39.25	35.93	37.32	46.78	64.47	61.14	58.58	62.84	76.65	26.39	27.61	23.98	24.06	31.46
75-79	59.11	56.82	58.98	57.90	67.85	89.94	85.81	83.18	85.70	106.72	45.76	44.47	48.75	46.14	51.38
80-84	90.04	89.08	87.62	93.54	110.09	123.75	114.09	115.18	129.56	147.23	78.38	80.18	77.59	80.64	96.93
85+	195.64	186.45	184.64	181.04	219.04	197.33	163.79	177.67	178.37	242.02	195.14	193.28	186.78	181.89	211.84
Rural population															
Total	10.15	10.19	10.45	10.25	12.02	11.34	11.08	11.48	11.41	13.27	8.97	9.30	9.41	9.09	10.76
0	10.39	9.45	8.39	7.41	7.65	10.66	9.87	7.81	7.38	8.21	10.08	9.00	9.01	7.44	7.01
1-4	0.72	0.45	0.58	0.54	0.36	0.84	0.40	0.59	0.49	0.44	0.59	0.49	0.57	0.59	0.27
5-9	0.29	0.26	0.31	0.21	0.22	0.29	0.29	0.52	0.14	0.28	0.30	0.22	0.09	0.29	0.15
10-14	0.47	0.26	0.28	0.18	0.16	0.57	0.23	0.45	0.26	0.17	0.35	0.29	0.09	0.09	0.14
15-19	1.02	0.62	0.79	1.01	0.83	1.81	0.92	1.06	1.45	1.12	0.17	0.30	0.50	0.55	0.53
20-24	1.44	1.38	1.32	0.98	0.88	2.02	2.01	1.65	1.45	1.04	0.74	0.61	0.93	0.43	0.69
25-29	3.11	2.40	3.15	2.45	1.81	4.09	3.05	4.21	3.43	2.22	1.78	1.48	1.64	1.06	1.26
30-34	3.37	3.21	3.14	3.69	3.62	4.80	4.92	4.89	5.24	4.89	1.73	1.22	1.04	1.75	1.92
35-39	3.80	4.32	3.85	4.11	3.68	5.21	6.42	5.32	6.06	5.50	2.29	2.08	2.26	1.97	1.66
40-44	4.97	5.13	4.92	4.68	5.94	6.92	7.87	7.26	6.49	8.36	2.99	2.31	2.48	2.78	3.39
45-49	5.59	6.35	6.82	6.08	7.12	8.36	9.20	9.46	9.12	9.87	2.79	3.49	4.19	3.04	4.37
50-54	7.95	8.02	8.88	8.21	9.94	12.45	11.53	13.49	12.20	14.52	3.62	4.61	4.36	4.26	5.37
55-59	11.82	12.82	12.87	10.99	13.12	17.05	17.87	19.07	15.99	18.50	6.93	8.03	6.96	6.22	8.00
60-64	17.90	16.76	17.24	17.39	20.26	25.99	23.08	25.38	24.55	28.29	11.12	11.38	10.21	11.06	13.03
65-69	27.37	26.58	25.31	26.37	30.58	39.82	37.18	34.95	37.68	43.16	17.94	18.44	17.81	17.52	20.73
70-74	41.47	39.28	37.05	37.14	43.93	57.83	56.24	51.40	51.17	67.29	30.86	28.21	27.47	27.61	28.15
75-79	59.23	61.36	60.06	57.88	64.99	81.92	79.69	80.58	84.01	82.48	47.02	51.55	49.05	43.83	55.43
80-84	114.46	99.97	97.33	94.69	115.72	150.35	115.87	113.03	120.92	152.28	98.41	92.68	90.05	82.59	98.97
85+	190.00	185.87	194.87	186.35	214.68	206.04	202.30	199.04	188.08	241.16	184.55	180.23	193.43	185.75	205.24

## Nur-Sultan city

Age	Number of deaths, people														
	total					male					female				
	2016	2017	2018	2019	2020	2016	2017	2018	2019	2020	2016	2017	2018	2019	2020
Total population															
Total	4051	3902	4173	4330	6175	2264	2111	2369	2406	3385	1787	1791	1804	1924	2790
0	186	167	179	171	153	99	94	115	92	90	87	73	64	79	63
1-4	33	31	38	48	33	19	19	21	24	19	14	12	17	24	14
5-9	16	21	26	24	14	8	9	15	17	8	8	12	11	7	6
10-14	13	9	23	15	15	8	3	15	9	11	5	6	8	6	4
15-19	21	26	23	10	22	14	16	17	8	13	7	10	6	2	9
20-24	38	46	46	41	39	26	29	29	25	22	12	17	17	16	17
25-29	74	61	77	65	94	54	44	57	45	69	20	17	20	20	25
30-34	105	99	91	93	132	68	69	67	63	96	37	30	24	30	36
35-39	124	125	149	143	163	82	86	107	105	104	42	39	42	38	59
40-44	180	137	146	183	260	128	90	101	135	187	52	47	45	48	73
45-49	194	193	206	226	328	139	138	145	151	224	55	55	61	75	104

Continuation

Age	Number of deaths, people														
	total					male					female				
	2016	2017	2018	2019	2020	2016	2017	2018	2019	2020	2016	2017	2018	2019	2020
50-54	310	235	277	274	364	217	150	197	175	234	93	85	80	99	130
55-59	347	362	394	392	530	227	236	241	246	322	120	126	153	146	208
60-64	391	377	438	451	695	228	239	282	291	417	163	138	156	160	278
65-69	415	403	430	466	733	226	229	270	289	452	189	174	160	177	281
70-74	283	272	342	401	765	157	150	175	225	401	126	122	167	176	364
75-79	514	553	478	409	543	243	267	219	184	248	271	286	259	225	295
80-84	327	351	435	496	747	125	128	183	200	311	202	223	252	296	436
85+	411	432	374	421	541	137	113	112	121	153	274	319	262	300	388
not specified	69	2	1	1	4	59	2	1	1	4	10	0	0	0	0
Urban population															
<b>Total</b>	4051	3902	4173	4330	6175	2264	2111	2369	2406	3385	1787	1791	1804	1924	2790
0	186	167	179	171	153	99	94	115	92	90	87	73	64	79	63
1-4	33	31	38	48	33	19	19	21	24	19	14	12	17	24	14
5-9	16	21	26	24	14	8	9	15	17	8	8	12	11	7	6
10-14	13	9	23	15	15	8	3	15	9	11	5	6	8	6	4
15-19	21	26	23	10	22	14	16	17	8	13	7	10	6	2	9
20-24	38	46	46	41	39	26	29	29	25	22	12	17	17	16	17
25-29	74	61	77	65	94	54	44	57	45	69	20	17	20	20	25
30-34	105	99	91	93	132	68	69	67	63	96	37	30	24	30	36
35-39	124	125	149	143	163	82	86	107	105	104	42	39	42	38	59
40-44	180	137	146	183	260	128	90	101	135	187	52	47	45	48	73
45-49	194	193	206	226	328	139	138	145	151	224	55	55	61	75	104
50-54	310	235	277	274	364	217	150	197	175	234	93	85	80	99	130
55-59	347	362	394	392	530	227	236	241	246	322	120	126	153	146	208
60-64	391	377	438	451	695	228	239	282	291	417	163	138	156	160	278
65-69	415	403	430	466	733	226	229	270	289	452	189	174	160	177	281
70-74	283	272	342	401	765	157	150	175	225	401	126	122	167	176	364
75-79	514	553	478	409	543	243	267	219	184	248	271	286	259	225	295
80-84	327	351	435	496	747	125	128	183	200	311	202	223	252	296	436
85+	411	432	374	421	541	137	113	112	121	153	274	319	262	300	388
not specified	69	2	1	1	4	59	2	1	1	4	10	0	0	0	0

Continuation

Age	Number of deaths per 1000 people														
	total					male					female				
	2016	2017	2018	2019	2020	2016	2017	2018	2019	2020	2016	2017	2018	2019	2020
Total population															
<b>Total</b>	4.39	3.90	3.96	3.91	5.32	5.09	4.38	4.67	4.53	6.08	3.74	3.45	3.29	3.34	4.62
0	6.75	5.92	6.17	5.93	5.20	6.99	6.41	7.70	6.21	5.89	6.49	5.39	4.54	5.63	4.45
1-4	0.37	0.31	0.35	0.42	0.28	0.41	0.37	0.38	0.41	0.32	0.32	0.25	0.32	0.43	0.25
5-9	0.19	0.23	0.26	0.22	0.12	0.19	0.19	0.29	0.30	0.13	0.20	0.27	0.22	0.13	0.10
10-14	0.25	0.15	0.35	0.19	0.18	0.30	0.10	0.45	0.22	0.26	0.20	0.21	0.25	0.16	0.10
15-19	0.45	0.48	0.42	0.18	0.38	0.59	0.59	0.62	0.27	0.43	0.30	0.37	0.22	0.07	0.32
20-24	0.55	0.63	0.62	0.55	0.53	0.78	0.83	0.83	0.71	0.63	0.33	0.44	0.43	0.41	0.44
25-29	0.68	0.55	0.72	0.64	0.93	1.07	0.86	1.14	0.94	1.47	0.34	0.29	0.35	0.37	0.47
30-34	1.06	0.90	0.78	0.77	1.06	1.40	1.29	1.20	1.11	1.66	0.72	0.53	0.40	0.47	0.54
35-39	1.58	1.44	1.61	1.45	1.56	2.12	1.98	2.32	2.14	2.00	1.04	0.89	0.91	0.77	1.12
40-44	2.95	2.04	2.05	2.40	3.20	4.36	2.77	2.93	3.66	4.72	1.62	1.36	1.22	1.22	1.75
45-49	3.84	3.49	3.55	3.70	5.13	5.82	5.23	5.25	5.21	7.40	2.04	1.90	2.01	2.34	3.09
50-54	6.71	4.77	5.51	5.32	6.80	10.18	6.60	8.53	7.42	9.55	3.70	3.21	2.95	3.55	4.48
55-59	9.30	8.47	8.55	7.97	10.36	13.64	12.33	11.75	11.26	14.18	5.75	5.34	5.98	5.34	7.32
60-64	15.93	13.51	13.93	12.67	17.46	22.34	20.31	21.49	19.80	25.40	11.30	8.55	8.52	7.66	11.89
65-69	23.85	20.26	19.75	19.40	28.02	32.90	28.63	30.90	30.08	43.76	17.83	14.63	12.27	12.28	17.75
70-74	37.07	30.50	31.48	29.46	46.66	58.97	47.47	45.06	45.84	67.30	25.20	21.18	23.93	20.22	34.88
75-79	60.56	63.40	56.84	52.05	74.60	89.66	96.11	82.24	74.15	108.16	46.65	48.11	45.07	41.84	59.17
80-84	99.25	85.14	90.63	88.50	118.80	127.72	103.56	129.06	122.17	174.92	86.94	77.26	74.51	74.61	96.70
85+	169.96	169.01	143.49	153.57	187.75	229.83	180.22	170.21	169.59	198.70	150.00	165.37	134.46	147.93	183.76

Age	Number of deaths per 1000 people														
	total					male					female				
	2016	2017	2018	2019	2020	2016	2017	2018	2019	2020	2016	2017	2018	2019	2020
<b>Urban population</b>															
<b>Total</b>	4.39	3.90	3.96	3.91	5.32	5.09	4.38	4.67	4.53	6.08	3.74	3.45	3.29	3.34	4.62
0	6.75	5.92	6.17	5.93	5.20	6.99	6.41	7.70	6.21	5.89	6.49	5.39	4.54	5.63	4.45
1-4	0.37	0.31	0.35	0.42	0.28	0.41	0.37	0.38	0.41	0.32	0.32	0.25	0.32	0.43	0.25
5-9	0.19	0.23	0.26	0.22	0.12	0.19	0.19	0.29	0.30	0.13	0.20	0.27	0.22	0.13	0.10
10-14	0.25	0.15	0.35	0.19	0.18	0.30	0.10	0.45	0.22	0.26	0.20	0.21	0.25	0.16	0.10
15-19	0.45	0.48	0.42	0.18	0.38	0.59	0.59	0.62	0.27	0.43	0.30	0.37	0.22	0.07	0.32
20-24	0.55	0.63	0.62	0.55	0.53	0.78	0.83	0.83	0.71	0.63	0.33	0.44	0.43	0.41	0.44
25-29	0.68	0.55	0.72	0.64	0.93	1.07	0.86	1.14	0.94	1.47	0.34	0.29	0.35	0.37	0.47
30-34	1.06	0.90	0.78	0.77	1.06	1.40	1.29	1.20	1.11	1.66	0.72	0.53	0.40	0.47	0.54
35-39	1.58	1.44	1.61	1.45	1.56	2.12	1.98	2.32	2.14	2.00	1.04	0.89	0.91	0.77	1.12
40-44	2.95	2.04	2.05	2.40	3.20	4.36	2.77	2.93	3.66	4.72	1.62	1.36	1.22	1.22	1.75
45-49	3.84	3.49	3.55	3.70	5.13	5.82	5.23	5.25	5.21	7.40	2.04	1.90	2.01	2.34	3.09
50-54	6.71	4.77	5.51	5.32	6.80	10.18	6.60	8.53	7.42	9.55	3.70	3.21	2.95	3.55	4.48
55-59	9.30	8.47	8.55	7.97	10.36	13.64	12.33	11.75	11.26	14.18	5.75	5.34	5.98	5.34	7.32
60-64	15.93	13.51	13.93	12.67	17.46	22.34	20.31	21.49	19.80	25.40	11.30	8.55	8.52	7.66	11.89
65-69	23.85	20.26	19.75	19.40	28.02	32.90	28.63	30.90	30.08	43.76	17.83	14.63	12.27	12.28	17.75
70-74	37.07	30.50	31.48	29.46	46.66	58.97	47.47	45.06	45.84	67.30	25.20	21.18	23.93	20.22	34.88
75-79	60.56	63.40	56.84	52.05	74.60	89.66	96.11	82.24	74.15	108.16	46.65	48.11	45.07	41.84	59.17
80-84	99.25	85.14	90.63	88.50	118.80	127.72	103.56	129.06	122.17	174.92	86.94	77.26	74.51	74.61	96.70
85+	169.96	169.01	143.49	153.57	187.75	229.83	180.22	170.21	169.59	198.70	150.00	165.37	134.46	147.93	183.76

**Almaty city**

Age	Number of deaths, man														
	total					male					female				
	2016	2017	2018	2019	2020	2016	2017	2018	2019	2020	2016	2017	2018	2019	2020
<b>Total population</b>															
<b>Total</b>	10794	10935	11678	12240	14440	5436	5439	5662	6181	7399	5358	5496	6016	6059	7041
0	240	218	276	275	270	142	121	159	165	157	98	97	117	110	113
1-4	36	49	52	56	49	22	27	32	31	31	14	22	20	25	18
5-9	23	25	27	31	24	15	14	13	16	14	8	11	14	15	10
10-14	16	19	32	20	20	7	9	22	11	13	9	10	10	9	7
15-19	21	28	33	46	34	9	16	23	21	25	12	12	10	25	9
20-24	51	70	70	63	65	36	49	42	42	42	15	21	28	21	23
25-29	134	110	143	137	102	103	83	96	85	69	31	27	47	52	33
30-34	211	179	201	219	219	136	119	136	158	150	75	60	65	61	69
35-39	257	278	293	295	304	197	199	200	212	235	60	79	93	83	69
40-44	352	343	407	407	416	253	240	284	295	294	99	103	123	112	122
45-49	408	458	479	487	540	271	302	293	339	344	137	156	186	148	196
50-54	606	499	540	583	775	405	326	356	402	514	201	173	184	181	261
55-59	813	805	874	901	1049	532	524	545	598	707	281	281	329	303	342
60-64	978	987	1049	1150	1428	622	606	603	744	883	356	381	446	406	545
65-69	1188	1229	1270	1317	1623	680	710	715	759	945	508	519	555	558	678
70-74	717	842	997	1248	1806	389	463	524	651	967	328	379	473	597	839
75-79	1628	1554	1422	1244	1264	717	675	615	536	587	911	879	807	708	677
80-84	1182	1301	1511	1780	2179	404	483	517	622	818	778	818	994	1158	1361
85+	1933	1941	2002	1981	2273	496	473	487	494	604	1437	1468	1515	1487	1669
not specified	0	0	0	0	0	0	0	0	0	0	0	0	0	0	0
<b>Urban population</b>															
<b>Total</b>	10794	10935	11678	12240	14440	5436	5439	5662	6181	7399	5358	5496	6016	6059	7041
0	240	218	276	275	270	142	121	159	165	157	98	97	117	110	113
1-4	36	49	52	56	49	22	27	32	31	31	14	22	20	25	18
5-9	23	25	27	31	24	15	14	13	16	14	8	11	14	15	10
10-14	16	19	32	20	20	7	9	22	11	13	9	10	10	9	7
15-19	21	28	33	46	34	9	16	23	21	25	12	12	10	25	9

Continuation

Age	Number of deaths, man														
	total					male					female				
	2016	2017	2018	2019	2020	2016	2017	2018	2019	2020	2016	2017	2018	2019	2020
20-24	51	70	70	63	65	36	49	42	42	42	15	21	28	21	23
25-29	134	110	143	137	102	103	83	96	85	69	31	27	47	52	33
30-34	211	179	201	219	219	136	119	136	158	150	75	60	65	61	69
35-39	257	278	293	295	304	197	199	200	212	235	60	79	93	83	69
40-44	352	343	407	407	416	253	240	284	295	294	99	103	123	112	122
45-49	408	458	479	487	540	271	302	293	339	344	137	156	186	148	196
50-54	606	499	540	583	775	405	326	356	402	514	201	173	184	181	261
55-59	813	805	874	901	1049	532	524	545	598	707	281	281	329	303	342
60-64	978	987	1049	1150	1428	622	606	603	744	883	356	381	446	406	545
65-69	1188	1229	1270	1317	1623	680	710	715	759	945	508	519	555	558	678
70-74	717	842	997	1248	1806	389	463	524	651	967	328	379	473	597	839
75-79	1628	1554	1422	1244	1264	717	675	615	536	587	911	879	807	708	677
80-84	1182	1301	1511	1780	2179	404	483	517	622	818	778	818	994	1158	1361
85+	1933	1941	2002	1981	2273	496	473	487	494	604	1437	1468	1515	1487	1669
not specified	0	0	0	0	0	0	0	0	0	0	0	0	0	0	0

Continuation

Age	Number of deaths per 1000 people														
	total					male					female				
	2016	2017	2018	2019	2020	2016	2017	2018	2019	2020	2016	2017	2018	2019	2020
<b>Total population</b>															
<b>Total</b>	6.25	6.15	6.39	6.49	7.42	6.88	6.70	6.78	7.16	8.28	5.72	5.69	6.06	5.93	6.68
0	7.58	6.93	8.36	8.05	7.64	8.70	7.40	9.34	9.40	8.53	6.39	6.42	7.32	6.62	6.66
1-4	0.31	0.41	0.42	0.43	0.37	0.37	0.43	0.49	0.46	0.45	0.25	0.38	0.33	0.40	0.28
5-9	0.18	0.18	0.19	0.21	0.15	0.23	0.20	0.18	0.21	0.17	0.13	0.17	0.20	0.21	0.13
10-14	0.18	0.19	0.29	0.17	0.15	0.15	0.18	0.39	0.18	0.19	0.20	0.21	0.19	0.16	0.11
15-19	0.23	0.32	0.38	0.52	0.36	0.20	0.37	0.52	0.46	0.51	0.26	0.28	0.24	0.58	0.20
20-24	0.33	0.47	0.51	0.49	0.54	0.50	0.73	0.67	0.70	0.74	0.18	0.26	0.38	0.30	0.36
25-29	0.61	0.49	0.65	0.65	0.51	1.05	0.84	0.99	0.91	0.78	0.26	0.22	0.38	0.44	0.29
30-34	1.29	1.01	1.04	1.03	0.95	1.81	1.47	1.54	1.64	1.44	0.85	0.63	0.62	0.53	0.55
35-39	1.94	2.01	2.01	1.90	1.84	3.20	3.09	2.97	2.97	3.10	0.85	1.06	1.18	0.99	0.77
40-44	3.06	2.92	3.37	3.24	3.16	4.85	4.51	5.19	5.15	4.85	1.58	1.60	1.86	1.64	1.71
45-49	4.06	4.39	4.43	4.37	4.72	5.94	6.39	6.01	6.76	6.71	2.50	2.73	3.13	2.41	3.10
50-54	6.39	5.31	5.75	6.14	7.94	9.67	7.85	8.58	9.57	11.87	3.79	3.29	3.51	3.42	4.80
55-59	9.45	8.96	9.42	9.50	10.98	14.48	13.59	13.66	14.61	17.19	5.70	5.48	6.23	5.62	6.29
60-64	14.84	14.38	14.57	15.21	17.81	23.87	22.29	21.10	24.62	27.21	8.94	9.19	10.28	8.95	11.42
65-69	22.35	22.14	22.20	22.26	26.71	34.62	34.55	33.66	34.34	41.52	15.15	14.85	15.43	15.06	17.85
70-74	28.15	30.34	30.94	32.85	41.23	42.78	47.00	46.29	49.41	64.29	20.03	21.17	22.63	24.06	29.16
75-79	51.00	50.21	50.33	49.82	56.92	69.50	67.60	66.63	64.37	79.03	42.17	41.92	42.42	42.54	45.81
80-84	82.06	79.21	80.26	84.17	95.94	94.00	98.38	92.43	99.54	121.42	76.98	71.03	75.11	77.73	85.20
85+	167.26	165.62	169.96	169.67	189.06	151.43	139.57	140.71	140.64	164.56	173.52	176.22	182.12	182.16	199.83
<b>Urban population</b>															
<b>Total</b>	6.25	6.15	6.39	6.49	7.42	6.88	6.70	6.78	7.16	8.28	5.72	5.69	6.06	5.93	6.68
0	7.58	6.93	8.36	8.05	7.64	8.70	7.40	9.34	9.40	8.53	6.39	6.42	7.32	6.62	6.66
1-4	0.31	0.41	0.42	0.43	0.37	0.37	0.43	0.49	0.46	0.45	0.25	0.38	0.33	0.40	0.28
5-9	0.18	0.18	0.19	0.21	0.15	0.23	0.20	0.18	0.21	0.17	0.13	0.17	0.20	0.21	0.13
10-14	0.18	0.19	0.29	0.17	0.15	0.15	0.18	0.39	0.18	0.19	0.20	0.21	0.19	0.16	0.11
15-19	0.23	0.32	0.38	0.52	0.36	0.20	0.37	0.52	0.46	0.51	0.26	0.28	0.24	0.58	0.20
20-24	0.33	0.47	0.51	0.49	0.54	0.50	0.73	0.67	0.70	0.74	0.18	0.26	0.38	0.30	0.36
25-29	0.61	0.49	0.65	0.65	0.51	1.05	0.84	0.99	0.91	0.78	0.26	0.22	0.38	0.44	0.29
30-34	1.29	1.01	1.04	1.03	0.95	1.81	1.47	1.54	1.64	1.44	0.85	0.63	0.62	0.53	0.55
35-39	1.94	2.01	2.01	1.90	1.84	3.20	3.09	2.97	2.97	3.10	0.85	1.06	1.18	0.99	0.77
40-44	3.06	2.92	3.37	3.24	3.16	4.85	4.51	5.19	5.15	4.85	1.58	1.60	1.86	1.64	1.71
45-49	4.06	4.39	4.43	4.37	4.72	5.94	6.39	6.01	6.76	6.71	2.50	2.73	3.13	2.41	3.10
50-54	6.39	5.31	5.75	6.14	7.94	9.67	7.85	8.58	9.57	11.87	3.79	3.29	3.51	3.42	4.80
55-59	9.45	8.96	9.42	9.50	10.98	14.48	13.59	13.66	14.61	17.19	5.70	5.48	6.23	5.62	6.29
60-64	14.84	14.38	14.57	15.21	17.81	23.87	22.29	21.10	24.62	27.21	8.94	9.19	10.28	8.95	11.42

Age	Number of deaths per 1000 people														
	total					male					female				
	2016	2017	2018	2019	2020	2016	2017	2018	2019	2020	2016	2017	2018	2019	2020
65-69	22.35	22.14	22.20	22.26	26.71	34.62	34.55	33.66	34.34	41.52	15.15	14.85	15.43	15.06	17.85
70-74	28.15	30.34	30.94	32.85	41.23	42.78	47.00	46.29	49.41	64.29	20.03	21.17	22.63	24.06	29.16
75-79	51.00	50.21	50.33	49.82	56.92	69.50	67.60	66.63	64.37	79.03	42.17	41.92	42.42	42.54	45.81
80-84	82.06	79.21	80.26	84.17	95.94	94.00	98.38	92.43	99.54	121.42	76.98	71.03	75.11	77.73	85.20
85+	167.26	165.62	169.96	169.67	189.06	151.43	139.57	140.71	140.64	164.56	173.52	176.22	182.12	182.16	199.83

## Shymkent city

Age	Number of deaths, man														
	total					male					female				
	2016	2017	2018	2019	2020	2016	2017	2018	2019	2020	2016	2017	2018	2019	2020

## Total population

<b>Total</b>	-	4444	4540	4848	6741	-	2331	2448	2608	3665	-	2113	2092	2240	3076
0	-	215	224	271	249	-	109	134	165	145	-	106	90	106	104
1-4	-	52	52	63	50	-	27	38	40	30	-	25	14	23	20
5-9	-	33	39	20	19	-	19	28	13	9	-	14	11	7	10
10-14	-	27	27	17	23	-	18	20	10	11	-	9	7	7	12
15-19	-	19	36	37	25	-	13	27	22	12	-	6	9	15	13
20-24	-	44	38	49	59	-	31	26	32	43	-	13	12	17	16
25-29	-	78	77	68	65	-	46	52	46	41	-	32	25	22	24
30-34	-	75	74	104	113	-	55	60	65	77	-	20	14	39	36
35-39	-	124	116	123	181	-	83	77	83	136	-	41	39	40	45
40-44	-	142	154	148	197	-	96	105	95	145	-	46	49	53	52
45-49	-	223	196	221	327	-	159	117	152	213	-	64	79	69	114
50-54	-	259	317	276	410	-	184	204	193	263	-	75	113	83	147
55-59	-	354	381	400	583	-	229	254	265	351	-	125	127	135	232
60-64	-	434	443	491	770	-	288	286	315	488	-	146	157	176	282
65-69	-	462	495	508	849	-	267	283	305	485	-	195	212	203	364
70-74	-	323	321	449	787	-	168	170	233	423	-	155	151	216	364
75-79	-	581	530	512	597	-	240	230	237	293	-	341	300	275	304
80-84	-	476	508	579	795	-	172	193	222	300	-	304	315	357	495
85+	-	523	512	512	642	-	127	144	115	200	-	396	368	397	442
not specified	-	0	0	0	0	-	0	0	0	0	-	0	0	0	0

## Urban population

<b>Total</b>	-	4444	4540	4848	6741	-	2331	2448	2608	3665	-	2113	2092	2240	3076
0	-	215	224	271	249	-	109	134	165	145	-	106	90	106	104
1-4	-	52	52	63	50	-	27	38	40	30	-	25	14	23	20
5-9	-	33	39	20	19	-	19	28	13	9	-	14	11	7	10
10-14	-	27	27	17	23	-	18	20	10	11	-	9	7	7	12
15-19	-	19	36	37	25	-	13	27	22	12	-	6	9	15	13
20-24	-	44	38	49	59	-	31	26	32	43	-	13	12	17	16
25-29	-	78	77	68	65	-	46	52	46	41	-	32	25	22	24
30-34	-	75	74	104	113	-	55	60	65	77	-	20	14	39	36
35-39	-	124	116	123	181	-	83	77	83	136	-	41	39	40	45
40-44	-	142	154	148	197	-	96	105	95	145	-	46	49	53	52
45-49	-	223	196	221	327	-	159	117	152	213	-	64	79	69	114
50-54	-	259	317	276	410	-	184	204	193	263	-	75	113	83	147
55-59	-	354	381	400	583	-	229	254	265	351	-	125	127	135	232
60-64	-	434	443	491	770	-	288	286	315	488	-	146	157	176	282
65-69	-	462	495	508	849	-	267	283	305	485	-	195	212	203	364
70-74	-	323	321	449	787	-	168	170	233	423	-	155	151	216	364
75-79	-	581	530	512	597	-	240	230	237	293	-	341	300	275	304
80-84	-	476	508	579	795	-	172	193	222	300	-	304	315	357	495
85+	-	523	512	512	642	-	127	144	115	200	-	396	368	397	442
not specified	-	0	0	0	0	-	0	0	0	0	-	0	0	0	0

Continuation

Age	Number of deaths per 1000 people														
	total					male					female				
	2016	2017	2018	2019	2020	2016	2017	2018	2019	2020	2016	2017	2018	2019	2020
<b>Total population</b>															
<b>Total</b>	-	4.77	4.63	4.74	6.38	-	5.20	5.19	5.30	7.19	-	4.37	4.11	4.22	5.63
0	-	8.37	8.37	9.59	7.98	-	8.18	9.60	11.29	9.02	-	8.58	7.04	7.77	6.89
1-4	-	0.54	0.52	0.61	0.46	-	0.55	0.73	0.74	0.53	-	0.54	0.29	0.46	0.38
5-9	-	0.31	0.34	0.17	0.16	-	0.35	0.48	0.22	0.14	-	0.27	0.20	0.12	0.17
10-14	-	0.34	0.31	0.18	0.23	-	0.44	0.45	0.21	0.22	-	0.24	0.17	0.15	0.25
15-19	-	0.31	0.50	0.48	0.33	-	0.41	0.75	0.57	0.31	-	0.20	0.25	0.39	0.35
20-24	-	0.61	0.51	0.62	0.75	-	0.88	0.72	0.85	1.14	-	0.36	0.31	0.41	0.39
25-29	-	0.85	0.84	0.76	0.74	-	1.08	1.21	1.07	0.97	-	0.65	0.51	0.47	0.53
30-34	-	0.97	0.89	1.18	1.21	-	1.53	1.56	1.59	1.78	-	0.49	0.32	0.82	0.72
35-39	-	2.03	1.81	1.82	2.51	-	2.85	2.52	2.58	3.98	-	1.28	1.16	1.13	1.19
40-44	-	2.62	2.77	2.58	3.32	-	3.76	4.00	3.50	5.14	-	1.60	1.66	1.75	1.67
45-49	-	4.51	3.86	4.25	6.14	-	6.86	4.92	6.22	8.53	-	2.44	2.93	2.50	4.03
50-54	-	5.69	6.89	5.94	8.70	-	8.72	9.57	8.99	12.04	-	3.07	4.57	3.32	5.82
55-59	-	8.94	9.17	9.27	13.26	-	12.79	13.53	13.52	17.53	-	5.76	5.58	5.73	9.68
60-64	-	15.95	15.23	15.76	23.00	-	24.61	22.73	23.34	33.70	-	9.42	9.51	9.97	14.84
65-69	-	24.28	24.38	23.48	37.70	-	35.54	35.05	34.97	52.91	-	16.93	17.34	15.72	27.26
70-74	-	36.84	32.36	37.91	56.57	-	51.35	46.54	54.25	84.21	-	28.20	24.09	28.61	40.95
75-79	-	60.83	59.25	64.83	86.35	-	75.60	75.97	87.94	125.43	-	53.47	50.70	52.85	66.40
80-84	-	106.38	101.43	102.31	131.49	-	125.92	127.77	130.74	163.76	-	97.80	90.05	90.12	117.47
85+	-	188.91	188.41	188.83	233.50	-	169.90	193.03	150.72	264.73	-	195.94	186.66	203.75	221.67
<b>Urban population</b>															
<b>Total</b>	-	4.77	4.63	4.74	6.38	-	5.20	5.19	5.30	7.19	-	4.37	4.11	4.22	5.63
0	-	8.37	8.37	9.59	7.98	-	8.18	9.60	11.29	9.02	-	8.58	7.04	7.77	6.89
1-4	-	0.54	0.52	0.61	0.46	-	0.55	0.73	0.74	0.53	-	0.54	0.29	0.46	0.38
5-9	-	0.31	0.34	0.17	0.16	-	0.35	0.48	0.22	0.14	-	0.27	0.20	0.12	0.17
10-14	-	0.34	0.31	0.18	0.23	-	0.44	0.45	0.21	0.22	-	0.24	0.17	0.15	0.25
15-19	-	0.31	0.50	0.48	0.33	-	0.41	0.75	0.57	0.31	-	0.20	0.25	0.39	0.35
20-24	-	0.61	0.51	0.62	0.75	-	0.88	0.72	0.85	1.14	-	0.36	0.31	0.41	0.39
25-29	-	0.85	0.84	0.76	0.74	-	1.08	1.21	1.07	0.97	-	0.65	0.51	0.47	0.53
30-34	-	0.97	0.89	1.18	1.21	-	1.53	1.56	1.59	1.78	-	0.49	0.32	0.82	0.72
35-39	-	2.03	1.81	1.82	2.51	-	2.85	2.52	2.58	3.98	-	1.28	1.16	1.13	1.19
40-44	-	2.62	2.77	2.58	3.32	-	3.76	4.00	3.50	5.14	-	1.60	1.66	1.75	1.67
45-49	-	4.51	3.86	4.25	6.14	-	6.86	4.92	6.22	8.53	-	2.44	2.93	2.50	4.03
50-54	-	5.69	6.89	5.94	8.70	-	8.72	9.57	8.99	12.04	-	3.07	4.57	3.32	5.82
55-59	-	8.94	9.17	9.27	13.26	-	12.79	13.53	13.52	17.53	-	5.76	5.58	5.73	9.68
60-64	-	15.95	15.23	15.76	23.00	-	24.61	22.73	23.34	33.70	-	9.42	9.51	9.97	14.84
65-69	-	24.28	24.38	23.48	37.70	-	35.54	35.05	34.97	52.91	-	16.93	17.34	15.72	27.26
70-74	-	36.84	32.36	37.91	56.57	-	51.35	46.54	54.25	84.21	-	28.20	24.09	28.61	40.95
75-79	-	60.83	59.25	64.83	86.35	-	75.60	75.97	87.94	125.43	-	53.47	50.70	52.85	66.40
80-84	-	106.38	101.43	102.31	131.49	-	125.92	127.77	130.74	163.76	-	97.80	90.05	90.12	117.47
85+	-	188.91	188.41	188.83	233.50	-	169.90	193.03	150.72	264.73	-	195.94	186.66	203.75	221.67



### 7.3 Child mortality under 5 years of age

	Number of deaths, people														
	boys and girls					boys					girls				
	2016	2017	2018	2019	2020	2016	2017	2018	2019	2020	2016	2017	2018	2019	2020
<b>Total</b>															
<b>Republic of Kazakhstan</b>	4325	3997	4021	4300	4016	2496	2269	2388	2503	2314	1829	1728	1633	1797	1702
Akmola	120	124	93	105	107	66	67	52	54	61	54	57	41	51	46
Aktobe	203	178	214	216	201	125	87	125	110	125	78	91	89	106	76
Almaty	489	521	474	516	508	280	301	273	318	300	209	220	201	198	208
Atyrau	183	159	216	219	187	93	82	130	124	89	90	77	86	95	98
Batys Kazakhstan	126	111	101	112	149	77	59	64	70	79	49	52	37	42	70
Zhambyl	327	290	261	313	256	183	171	149	189	149	144	119	112	124	107
Karagandy	237	226	209	250	233	138	130	131	148	126	99	96	78	102	107
Kostanai	140	144	134	135	148	75	87	83	92	87	65	57	51	43	61
Kyzylorda	261	219	241	254	291	149	127	144	154	184	112	92	97	100	107
Mangystau	228	196	236	235	210	127	114	128	132	121	101	82	108	103	89
Pavlodar	115	121	86	96	84	66	73	49	54	54	49	48	37	42	30
Soltustik Kazakhstan	66	84	94	81	72	42	42	60	49	41	24	42	34	32	31
Turkistan*	1069	689	633	663	575	640	416	390	375	330	429	273	243	288	245
Shygys Kazakhstan	266	203	208	221	191	153	116	111	117	96	113	87	97	104	95
Nur-Sultan city	219	198	217	219	186	118	113	136	116	109	101	85	81	103	77
Almaty city	276	267	328	331	319	164	148	191	196	188	112	119	137	135	131
Shymkent city	-	267	276	334	299	-	136	172	205	175	-	131	104	129	124
<b>Urban population</b>															
<b>Republic of Kazakhstan</b>	2328	2138	2246	2516	2449	1369	1172	1346	1457	1419	959	966	900	1059	1030
Akmola	60	56	49	55	57	36	25	26	33	32	24	31	23	22	25
Aktobe	127	116	156	151	148	83	57	95	73	93	44	59	61	78	55
Almaty	134	120	106	150	154	83	72	60	88	90	51	48	46	62	64
Atyrau	94	87	103	126	99	44	41	53	64	50	50	46	50	62	49
Batys Kazakhstan	70	64	58	68	94	43	30	38	42	51	27	34	20	26	43
Zhambyl	151	128	107	149	143	95	78	65	92	87	56	50	42	57	56
Karagandy	185	188	167	207	191	109	110	106	122	102	76	78	61	85	89
Kostanai	75	72	75	68	97	38	39	48	45	60	37	33	27	23	37
Kyzylorda	146	101	126	125	147	88	54	78	72	101	58	47	48	53	46
Mangystau	94	66	93	111	114	58	37	49	65	61	36	29	44	46	53
Pavlodar	76	87	67	70	57	42	52	37	40	37	34	35	30	30	20
Soltustik Kazakhstan	25	40	43	38	35	14	17	27	24	19	11	23	16	14	16
Turkistan*	441	169	151	167	190	262	95	95	101	109	179	74	56	66	81
Shygys Kazakhstan	155	112	124	147	119	92	68	70	79	55	63	44	54	68	64
Nur-Sultan city	219	198	217	219	186	118	113	136	116	109	101	85	81	103	77
Almaty city	276	267	328	331	319	164	148	191	196	188	112	119	137	135	131
Shymkent city	-	267	276	334	299	-	136	172	205	175	-	131	104	129	124
<b>Rural population</b>															
<b>Republic of Kazakhstan</b>	1997	1859	1775	1784	1567	1127	1097	1042	1046	895	870	762	733	738	672
Akmola	60	68	44	50	50	30	42	26	21	29	30	26	18	29	21
Aktobe	76	62	58	65	53	42	30	30	37	32	34	32	28	28	21
Almaty	355	401	368	366	354	197	229	213	230	210	158	172	155	136	144
Atyrau	89	72	113	93	88	49	41	77	60	39	40	31	36	33	49
Batys Kazakhstan	56	47	43	44	55	34	29	26	28	28	22	18	17	16	27
Zhambyl	176	162	154	164	113	88	93	84	97	62	88	69	70	67	51
Karagandy	52	38	42	43	42	29	20	25	26	24	23	18	17	17	18
Kostanai	65	72	59	67	51	37	48	35	47	27	28	24	24	20	24
Kyzylorda	115	118	115	129	144	61	73	66	82	83	54	45	49	47	61
Mangystau	134	130	143	124	96	69	77	79	67	60	65	53	64	57	36
Pavlodar	39	34	19	26	27	24	21	12	14	17	15	13	7	12	10
Soltustik Kazakhstan	41	44	51	43	37	28	25	33	25	22	13	19	18	18	15
Turkistan*	628	520	482	496	385	378	321	295	274	221	250	199	187	222	164
Shygys Kazakhstan	111	91	84	74	72	61	48	41	38	41	50	43	43	36	31

Continuation

	Per 1000 births														
	boys and girls					boys					girls				
	2016	2017	2018	2019	2020	2016	2017	2018	2019	2020	2016	2017	2018	2019	2020
<b>Total</b>															
<b>Republic of Kazakhstan</b>	10.79	10.24	10.11	10.69	9.41	12.04	11.25	11.64	12.03	10.48	9.45	9.17	8.48	9.25	8.26
Akmola	9.60	10.08	7.48	8.56	8.56	10.23	10.53	8.15	8.49	9.35	8.94	9.58	6.79	8.64	7.69
Aktobe	10.27	9.30	10.92	10.54	9.44	12.27	8.80	12.42	10.39	11.34	8.14	9.83	9.33	10.7	7.40
Almaty	9.61	10.43	9.40	10.22	9.35	10.57	11.62	10.58	12.20	10.78	8.57	9.14	8.17	8.10	7.84
Atyrau	10.94	9.67	12.68	12.9	10.39	10.78	9.67	14.74	14.00	9.60	11.10	9.67	10.47	11.69	11.23
Batys Kazakhstan	9.56	8.63	7.73	8.53	10.90	11.11	8.90	9.52	10.19	11.15	7.83	8.34	5.83	6.71	10.63
Zhambyl	11.63	10.96	9.63	11.58	8.78	12.74	12.54	10.66	13.53	9.91	10.47	9.28	8.52	9.49	7.57
Karagandy	9.90	9.95	9.11	10.85	9.95	11.24	11.21	10.93	12.27	10.44	8.48	8.64	7.11	9.30	9.42
Kostanai	11.39	12.27	11.52	11.79	12.68	11.74	14.22	13.96	15.74	14.54	11.01	10.14	8.97	7.68	10.73
Kyzylorda	13.55	11.54	12.56	13.13	13.36	14.80	12.93	14.51	15.42	16.29	12.19	10.05	10.46	10.68	10.21
Mangystau	11.52	10.11	11.86	11.49	9.66	12.42	11.33	12.36	12.55	10.66	10.56	8.80	11.33	10.37	8.57
Pavlodar	9.12	10.06	7.25	8.31	7.14	10.07	11.68	8.11	8.97	8.98	8.09	8.31	6.36	7.58	5.21
Soltustik Kazakhstan	8.58	11.37	13.07	11.79	10.47	10.63	11.26	16.18	13.8	11.43	6.41	11.49	9.76	9.64	9.42
Turkistan*	13.12	12.94	11.69	11.89	9.39	15.19	15.16	13.98	13.01	10.36	10.91	10.58	9.26	10.70	8.33
Shygys Kazakhstan	11.61	9.16	9.51	10.11	8.48	12.82	10.15	9.77	10.21	8.24	10.29	8.10	9.24	10.00	8.75
Nur-Sultan city	7.86	7.00	7.44	7.62	6.29	8.25	7.68	9.07	7.88	7.09	7.46	6.27	5.71	7.35	5.43
Almaty city	8.71	8.50	9.86	9.65	8.98	10.03	9.04	11.14	11.11	10.16	7.29	7.90	8.50	8.10	7.40
Shymkent city	-	10.37	10.22	11.70	9.43	-	10.20	12.20	13.94	10.71	-	10.56	8.06	9.32	8.07
<b>Urban population</b>															
<b>Republic of Kazakhstan</b>	10.13	9.33	9.56	10.51	9.81	11.53	9.90	11.08	11.76	10.98	8.64	8.72	7.93	9.16	8.56
Akmola	8.92	8.53	7.61	8.51	8.71	10.37	7.32	7.73	9.82	9.47	7.38	9.84	7.47	7.09	7.90
Aktobe	9.67	8.01	10.63	9.82	9.35	12.20	7.57	12.60	9.21	11.36	6.95	8.48	8.54	10.47	7.19
Almaty	10.64	9.42	8.48	11.84	11.88	12.66	11.00	9.41	13.35	13.61	8.45	7.76	7.52	10.2	10.07
Atyrau	10.85	9.61	11.13	13.1	10.14	9.82	8.71	11.05	12.78	9.89	11.96	10.57	11.22	13.45	10.42
Batys Kazakhstan	9.42	8.67	7.62	9.05	12.16	11.02	7.88	9.76	10.66	12.70	7.66	9.51	5.37	7.27	11.57
Zhambyl	13.35	11.78	9.33	12.64	11.06	16.45	14.06	10.99	15.07	13.14	10.12	9.40	7.57	10.02	8.87
Karagandy	9.60	10.36	9.06	11.27	10.28	11.08	11.91	10.93	12.63	10.69	8.06	8.75	6.98	9.76	9.84
Kostanai	10.68	10.61	10.99	9.58	13.46	10.54	11.20	13.96	12.41	16.10	10.83	10.00	7.97	6.62	10.63
Kyzylorda	15.80	11.17	13.58	13.01	14.00	18.10	11.61	16.02	14.41	18.43	13.25	10.71	10.88	11.49	9.17
Mangystau	10.73	7.22	10.59	13.42	12.78	12.94	7.88	10.76	15.26	13.08	8.41	6.51	10.41	11.46	12.44
Pavlodar	8.63	10.38	8.06	8.59	7.06	9.09	11.83	8.75	9.44	8.95	8.13	8.78	7.35	7.68	5.08
Soltustik Kazakhstan	6.62	11.24	12.06	11.21	10.59	7.19	9.54	14.69	13.48	10.93	6.00	12.94	9.26	8.70	10.21
Turkistan*	11.36	12.62	10.62	10.82	11.89	13.03	13.75	13.05	12.66	12.96	9.57	11.42	8.06	8.86	10.69
Shygys Kazakhstan	10.58	7.91	8.73	10.38	8.21	12.08	9.32	9.41	10.72	7.33	8.95	6.41	7.98	10.02	9.16
Nur-Sultan city	7.86	7.00	7.44	7.62	6.29	8.25	7.68	9.07	7.88	7.09	7.46	6.27	5.71	7.35	5.43
Almaty city	8.71	8.50	9.86	9.65	8.98	10.03	9.04	11.14	11.11	10.16	7.29	7.90	8.50	8.10	7.70
Shymkent city	-	10.37	10.22	11.7	9.43	-	10.20	12.20	13.94	10.71	-	10.56	8.06	9.32	8.07
<b>Rural population</b>															
<b>Republic of Kazakhstan</b>	11.68	11.54	10.90	10.96	8.84	12.73	13.16	12.44	12.43	9.78	10.55	9.80	9.28	9.38	7.84
Akmola	10.40	11.84	7.35	8.62	8.39	10.06	14.26	8.60	7.00	9.22	10.76	9.30	6.07	10.36	7.45
Aktobe	11.44	13.33	11.80	12.71	9.72	12.40	12.73	11.89	13.93	11.30	10.45	13.94	11.70	11.39	8.01
Almaty	9.27	10.77	9.71	9.67	8.55	9.88	11.83	10.96	11.82	9.90	8.61	9.62	8.39	7.41	7.14
Atyrau	11.03	9.75	14.52	12.63	10.68	11.83	10.85	19.14	15.6	9.25	10.19	8.59	9.58	9.39	12.16
Batys Kazakhstan	9.73	8.58	7.89	7.84	9.26	11.23	10.28	9.18	9.55	9.12	8.06	6.77	6.48	5.97	9.41
Zhambyl	10.47	10.39	9.84	10.75	6.96	10.25	11.49	10.43	12.33	7.37	10.70	9.19	9.22	9.07	6.51
Karagandy	11.10	8.32	9.31	9.21	8.68	11.89	8.46	10.94	10.8	9.50	10.23	8.16	7.63	7.51	7.78
Kostanai	12.33	14.54	12.28	15.41	11.42	13.29	18.23	13.97	21.18	11.96	11.26	10.35	10.45	9.39	10.88
Kyzylorda	11.48	11.87	11.60	13.25	12.76	11.72	14.11	13.05	16.44	14.27	11.22	9.43	10.08	9.90	11.16
Mangystau	12.15	12.70	12.87	10.18	7.49	12.01	14.35	13.62	10.7	8.98	12.30	10.89	12.06	9.62	5.87
Pavlodar	10.24	9.34	5.36	7.62	7.30	12.40	11.35	6.63	7.86	9.06	8.00	7.26	4.03	7.36	5.48
Soltustik Kazakhstan	10.47	11.49	14.06	12.35	10.36	13.97	12.83	17.64	14.12	11.90	6.80	10.11	10.24	10.52	8.70
Turkistan*	14.73	13.05	12.08	12.31	8.50	17.17	15.64	14.31	13.14	9.43	12.12	10.29	9.69	11.41	7.51
Shygys Kazakhstan	13.44	11.37	10.97	9.62	8.97	14.12	11.64	10.44	9.3	9.87	12.69	11.08	11.52	9.97	8.00

## 7.4 Child mortality under 5 years of age by ethnic groups

	Number of deaths, people														
	boys and girls					boys					girls				
	2016	2017	2018	2019	2020	2016	2017	2018	2019	2020	2016	2017	2018	2019	2020
<b>Total</b>	<b>Total</b>														
<b>Total</b>	4325	3997	4021	4300	4016	2496	2269	2388	2503	2314	1829	1728	1633	1797	1702
Kazakhs	3456	3165	3187	3504	3246	1989	1797	1904	2051	1881	1467	1368	1283	1453	1365
Russians	445	400	414	400	337	254	223	229	215	197	191	177	185	185	140
Uzbeks	157	178	156	148	149	99	102	88	91	81	58	76	68	57	68
Ukrainians	32	31	28	16	22	17	14	14	9	12	15	17	14	7	10
Uigurs	40	36	48	38	60	19	28	29	17	32	21	8	19	21	28
Tatars	17	21	18	16	26	10	10	12	8	18	7	11	6	8	8
Germans	23	25	22	16	22	13	13	15	12	7	10	12	7	4	15
Other ethnic groups	148	134	129	136	134	92	77	83	83	75	56	57	46	53	59
Not specified	7	7	19	26	20	3	5	14	17	11	4	2	5	9	9
<b>Total</b>	<b>Urban population</b>														
<b>Total</b>	2328	2138	2246	2516	2449	1369	1172	1346	1457	1419	959	966	900	1059	1030
Kazakhs	1821	1656	1744	2035	1952	1066	907	1055	1183	1142	755	749	689	852	810
Russians	319	280	294	284	257	183	152	158	159	150	136	128	136	125	107
Uzbeks	66	77	74	71	79	46	44	42	41	42	20	33	32	30	37
Ukrainians	17	19	12	9	12	9	7	10	5	5	8	12	2	4	7
Uigurs	13	14	20	20	30	7	12	11	9	12	6	2	9	11	18
Tatars	16	16	15	13	20	10	7	9	6	13	6	9	6	7	7
Germans	12	10	15	8	16	5	5	10	6	4	7	5	5	2	12
Other ethnic groups	58	60	57	57	64	40	34	39	38	40	18	26	18	19	24
Not specified	6	6	15	19	19	3	4	12	10	11	3	2	3	9	8
<b>Total</b>	<b>Rural population</b>														
<b>Total</b>	1997	1859	1775	1784	1567	1127	1097	1042	1046	895	870	762	733	738	672
Kazakhs	1635	1509	1443	1469	1294	923	890	849	868	739	712	619	594	601	555
Russians	126	120	120	116	80	71	71	71	56	47	55	49	49	60	33
Uzbeks	91	101	82	77	70	53	58	46	50	39	38	43	36	27	31
Ukrainians	15	12	16	7	10	8	7	4	4	7	7	5	12	3	3
Uigurs	27	22	28	18	30	12	16	18	8	20	15	6	10	10	10
Tatars	1	5	3	3	6	0	3	3	2	5	1	2	0	1	1
Germans	11	15	7	8	6	8	8	5	6	3	3	7	2	2	3
Other ethnic groups	90	74	72	79	70	52	43	44	45	34	38	31	28	34	35
Not specified	1	1	4	7	1	0	1	2	7	1	1	0	2	0	1

Continuation

	Per 1000 births														
	boys and girls					boys					girls				
	2016	2017	2018	2019	2020	2016	2017	2018	2019	2020	2016	2017	2018	2019	2020
<b>Total</b>	<b>Total</b>														
<b>Total</b>	10.79	10.24	10.11	10.69	9.41	12.04	11.25	11.64	12.03	10.48	9.45	9.17	8.48	9.25	8.26
Kazakhs	11.31	10.52	10.29	11.05	9.53	12.58	11.54	11.89	12.52	10.66	9.95	9.43	8.57	9.49	8.31
Russians	10.53	10.26	11.07	11.38	10.00	11.59	11.13	11.93	11.81	11.39	9.39	9.35	10.16	10.92	8.53
Uzbeks	9.41	11.03	9.36	8.76	7.93	11.54	12.22	10.33	10.36	8.30	7.15	9.75	8.35	7.03	7.52
Ukrainians	7.37	7.67	7.05	4.22	5.98	7.52	6.82	6.94	4.58	6.47	7.22	8.55	7.16	3.84	5.47
Uigurs	6.40	5.90	7.72	6.22	9.36	5.73	8.95	9.19	5.43	9.83	7.16	2.69	6.20	7.06	8.87
Tatars	5.21	6.61	5.82	5.44	9.25	5.97	6.21	7.52	5.10	12.10	4.4	7.03	4.01	5.83	6.05
Germans	5.92	6.79	6.26	5.07	6.94	6.58	6.89	8.38	7.27	4.35	5.25	6.67	4.06	2.66	9.62
Other ethnic groups	8.32	7.74	7.51	7.88	7.64	10.06	8.6	9.38	9.37	8.26	6.48	6.82	5.52	6.32	6.98
<b>Total</b>	<b>Urban population</b>														
<b>Total</b>	10.13	9.33	9.56	10.51	9.81	11.53	9.9	11.08	11.76	10.98	8.64	8.72	7.93	9.16	8.56
Kazakhs	10.75	9.58	9.70	10.94	9.90	12.16	10.14	11.33	12.30	11.17	9.23	8.98	7.95	9.49	8.53
Russians	9.99	9.58	10.53	10.86	10.34	11.12	10.1	11.06	11.71	11.70	8.8	9.02	9.97	9.93	8.89
Uzbeks	7.99	9.52	8.58	8.03	8.43	10.8	10.5	9.58	8.99	8.64	5.00	8.47	7.55	7.01	8.21
Ukrainians	6.00	7.34	4.81	3.73	5.13	6.01	5.38	7.99	4.02	4.12	5.99	9.32	1.61	3.42	6.21
Uigurs	4.11	4.56	6.31	6.32	9.26	4.16	7.69	6.77	5.42	7.38	4.06	1.33	5.82	7.31	11.14

Continuation

	Per 1000 births														
	boys and girls					boys					girls				
	2016	2017	2018	2019	2020	2016	2017	2018	2019	2020	2016	2017	2018	2019	2020
Tatars	6.27	6.49	6.13	5.62	9.15	7.65	5.61	7.14	4.82	11.16	4.83	7.40	5.06	6.54	6.86
Germans	5.19	4.42	7.00	4.20	8.58	4.29	4.31	8.87	5.88	4.24	6.12	4.53	4.92	2.27	13.03
Other ethnic groups	6.69	7.01	6.75	6.51	7.47	8.98	7.64	8.88	8.53	9.09	4.27	6.32	4.44	4.41	5.75
<b>Rural population</b>															
<b>Total</b>	11.68	11.54	10.90	10.96	8.84	12.73	13.16	12.44	12.43	9.78	10.55	9.80	9.28	9.38	7.84
Kazakhs	12.01	11.79	11.10	11.21	9.02	13.1	13.43	12.68	12.82	9.96	10.85	10.03	9.43	9.48	8.00
Russians	12.17	12.33	12.65	12.90	9.04	13.00	14.21	14.46	12.07	10.51	11.25	10.34	10.71	13.78	7.55
Uzbeks	10.80	12.53	10.20	9.56	7.42	12.28	13.95	11.14	11.83	7.96	9.25	11.02	9.21	7.05	6.84
Ukrainians	9.96	8.26	10.84	5.09	7.46	10.46	9.31	5.22	5.56	10.92	9.45	7.13	16.9	4.57	4.29
Uigurs	8.74	7.25	9.18	6.12	9.47	7.35	10.19	11.74	5.45	12.28	10.31	4.10	6.59	6.79	6.50
Tatars	1.42	7.02	4.64	4.79	9.62	0.00	8.24	8.96	6.17	15.48	2.88	5.75	0.00	3.31	3.32
Germans	7.00	10.55	5.11	6.40	4.60	9.88	11.00	7.55	9.54	4.50	3.94	10.07	2.82	3.22	4.70
Other ethnic groups	9.87	8.46	8.24	9.30	7.81	11.09	9.54	9.86	10.21	7.26	8.57	7.30	6.55	8.33	8.18

## 7.5 Infant mortality

	Number of deaths, people														
	boys and girls					boys					girls				
	2016	2017	2018	2019	2020	2016	2017	2018	2019	2020	2016	2017	2018	2019	2020
<b>Total</b>															
<b>Republic of Kazakhstan</b>	3438	3109	3184	3360	3286	1967	1771	1892	1944	1888	1471	1338	1292	1416	1398
Akmola	88	95	70	89	81	46	54	36	47	48	42	41	34	42	33
Aktobe	169	139	169	179	178	101	64	99	88	109	68	75	70	91	69
Almaty	381	384	351	384	414	219	225	205	243	242	162	159	146	141	172
Atyrau	148	117	181	189	168	73	64	109	103	80	75	53	72	86	88
Batys Kazakhstan	107	86	86	92	125	65	47	57	57	63	42	39	29	35	62
Zhambyl	248	220	199	240	197	146	136	118	148	117	102	84	81	92	80
Karagandy	195	181	174	196	199	116	107	109	109	108	79	74	65	87	91
Kostanai	112	123	120	110	121	57	76	75	72	71	55	47	45	38	50
Kyzylorda	190	164	174	181	227	104	89	106	107	147	86	75	68	74	80
Mangystau	187	150	194	188	179	107	91	105	102	101	80	59	89	86	78
Pavlodar	101	93	66	79	67	57	56	37	45	44	44	37	29	34	23
Soltustik Kazakhstan	55	67	78	65	60	33	33	52	41	35	22	34	26	24	25
Turkistan*	813	528	468	471	432	481	313	280	269	249	332	215	188	202	183
Shygys Kazakhstan	218	162	175	180	166	121	92	96	91	82	97	70	79	89	84
Nur-Sultan city	186	167	179	171	153	99	94	115	92	90	87	73	64	79	63
Almaty city	240	218	276	275	270	142	121	159	165	157	98	97	117	110	113
Shymkent city	-	215	224	271	249	-	109	134	165	145	-	106	90	106	104
<b>Urban population</b>															
<b>Republic of Kazakhstan</b>	1936	1709	1846	2057	2094	1123	939	1111	1176	1211	813	770	735	881	883
Akmola	46	39	40	50	41	26	17	21	30	23	20	22	19	20	18
Aktobe	112	89	130	130	130	71	38	80	63	80	41	51	50	67	50
Almaty	106	84	86	118	136	66	50	48	72	79	40	34	38	46	57
Atyrau	79	68	88	118	95	36	36	47	59	50	43	32	41	59	45
Batys Kazakhstan	58	52	50	55	80	36	25	34	35	41	22	27	16	20	39
Zhambyl	125	103	81	122	123	78	66	52	72	75	47	37	29	50	48
Karagandy	158	151	136	165	169	93	90	87	94	89	65	61	49	71	80
Kostanai	63	64	68	58	85	30	35	43	37	54	33	29	25	21	31
Kyzylorda	116	80	97	91	123	68	42	61	47	89	48	38	36	44	34
Mangystau	76	55	76	94	100	47	33	40	54	52	29	22	36	40	48
Pavlodar	67	70	50	59	47	35	43	28	33	32	32	27	22	26	15
Soltustik Kazakhstan	21	32	37	32	28	10	12	23	21	16	11	20	14	11	12
Turkistan*	351	136	118	125	160	211	77	74	76	91	140	59	44	49	69
Shygys Kazakhstan	132	86	110	123	105	75	51	65	61	48	57	35	45	62	57
Nur-Sultan city	186	167	179	171	153	99	94	115	92	90	87	73	64	79	63
Almaty city	240	218	276	275	270	142	121	159	165	157	98	97	117	110	113
Shymkent city	-	215	224	271	249	-	109	134	165	145	-	106	90	106	104

Continuation

	Number of deaths, people														
	boys and girls					boys					girls				
	2016	2017	2018	2019	2020	2016	2017	2018	2019	2020	2016	2017	2018	2019	2020
<b>Rural population</b>															
<b>Republic of Kazakhstan</b>	1502	1400	1338	1303	1192	844	832	781	768	677	658	568	557	535	515
Akmola	42	56	30	39	40	20	37	15	17	25	22	19	15	22	15
Aktobe	57	50	39	49	48	30	26	19	25	29	27	24	20	24	19
Almaty	275	300	265	266	278	153	175	157	171	163	122	125	108	95	115
Atyrau	69	49	93	71	73	37	28	62	44	30	32	21	31	27	43
Batys Kazakhstan	49	34	36	37	45	29	22	23	22	22	20	12	13	15	23
Zhambyl	123	117	118	118	74	68	70	66	76	42	55	47	52	42	32
Karagandy	37	30	38	31	30	23	17	22	15	19	14	13	16	16	11
Kostanai	49	59	52	52	36	27	41	32	35	17	22	18	20	17	19
Kyzylorda	74	84	77	90	104	36	47	45	60	58	38	37	32	30	46
Mangystau	111	95	118	94	79	60	58	65	48	49	51	37	53	46	30
Pavlodar	34	23	16	20	20	22	13	9	12	12	12	10	7	8	8
Soltustik Kazakhstan	34	35	41	33	32	23	21	29	20	19	11	14	12	13	13
Turkistan*	462	392	350	346	272	270	236	206	193	158	192	156	144	153	114
Shygys Kazakhstan	86	76	65	57	61	46	41	31	30	34	40	35	34	27	27

Continuation

	Per 1000 births														
	boys and girls					boys					girls				
	2016	2017	2018	2019	2020	2016	2017	2018	2019	2020	2016	2017	2018	2019	2020
<b>Total</b>															
<b>Republic of Kazakhstan</b>	8.59	7.93	8.03	8.37	7.77	9.50	8.74	9.25	9.37	8.63	7.61	7.06	6.74	7.30	6.85
Akmola	7.03	7.69	5.64	7.25	6.50	7.11	8.45	5.64	7.39	7.39	6.94	6.87	5.64	7.09	5.52
Aktobe	8.54	7.22	8.66	8.80	8.40	9.89	6.45	9.86	8.38	9.92	7.10	8.05	7.39	9.25	6.77
Almaty	7.54	7.66	6.98	7.61	7.70	8.33	8.66	7.94	9.34	8.79	6.68	6.59	5.96	5.76	6.56
Atyrau	8.87	7.10	10.69	11.13	9.37	8.49	7.52	12.44	11.63	8.66	9.28	6.64	8.80	10.57	10.13
Batys Kazakhstan	8.14	6.66	6.61	7.01	9.19	9.44	7.06	8.51	8.32	8.92	6.71	6.25	4.59	5.59	9.47
Zhambyl	8.80	8.21	7.39	8.87	6.86	10.13	9.87	8.50	10.59	7.88	7.42	6.47	6.21	7.03	5.77
Karagandy	8.12	7.89	7.59	8.51	8.52	9.42	9.14	9.13	9.04	8.95	6.75	6.59	5.91	7.93	8.07
Kostanai	9.07	10.42	10.30	9.58	10.40	8.89	12.37	12.55	12.28	11.89	9.25	8.29	7.93	6.76	8.83
Kyzylorda	9.83	8.61	9.09	9.37	10.55	10.31	9.02	10.71	10.72	13.19	9.30	8.18	7.35	7.92	7.71
Mangystau	9.48	7.70	9.81	9.22	8.32	10.49	9.01	10.21	9.72	9.00	8.41	6.29	9.38	8.70	7.57
Pavlodar	7.99	7.67	5.55	6.80	5.71	8.71	8.89	6.09	7.47	7.32	7.21	6.35	4.99	6.08	4.01
Soltustik Kazakhstan	7.11	9.01	10.81	9.43	8.72	8.30	8.76	14.01	11.52	9.77	5.86	9.27	7.41	7.20	7.59
Turkistan*	9.98	9.83	8.67	8.52	7.21	11.42	11.31	10.07	9.41	8.01	8.43	8.25	7.19	7.56	6.35
Shygys Kazakhstan	9.51	7.28	7.99	8.24	7.40	10.15	8.00	8.44	7.96	7.06	8.81	6.50	7.48	8.54	7.76
Nur-Sultan city	6.75	5.92	6.17	5.93	5.20	6.99	6.41	7.70	6.21	5.89	6.49	5.39	4.54	5.63	4.45
Almaty city	7.58	6.93	8.36	8.05	7.64	8.70	7.40	9.34	9.40	8.53	6.39	6.42	7.32	6.62	6.66
Shymkent city	-	8.37	8.37	9.59	7.98	-	8.18	9.60	11.29	9.02	-	8.58	7.04	7.77	6.89
<b>Urban population</b>															
<b>Republic of Kazakhstan</b>	8.45	7.44	7.90	8.61	8.43	9.48	7.91	9.20	9.52	9.41	7.34	6.94	6.51	7.64	7.38
Akmola	6.84	5.90	6.20	7.74	6.27	7.48	4.95	6.24	8.93	6.81	6.15	6.93	6.15	6.45	5.69
Aktobe	8.52	6.13	9.06	8.52	8.23	10.42	5.04	10.76	8.00	9.79	6.48	7.30	7.26	9.06	6.57
Almaty	8.40	6.61	6.85	9.33	10.52	10.07	7.64	7.48	10.96	11.96	6.61	5.52	6.20	7.56	9.01
Atyrau	9.22	7.46	9.67	12.32	9.74	8.17	7.57	9.99	11.81	9.89	10.34	7.34	9.32	12.86	9.58
Batys Kazakhstan	7.89	7.04	6.62	7.30	10.38	9.36	6.56	8.79	8.90	10.23	6.27	7.57	4.34	5.57	10.55
Zhambyl	11.05	9.42	7.13	10.38	9.64	13.46	11.82	8.88	11.84	11.43	8.51	6.92	5.27	8.82	7.76
Karagandy	8.19	8.23	7.39	8.98	9.11	9.44	9.65	9.00	9.73	9.31	6.88	6.76	5.59	8.15	8.91
Kostanai	8.95	9.40	9.97	8.24	11.82	8.28	10.02	12.48	10.32	14.53	9.66	8.75	7.43	6.08	8.91
Kyzylorda	12.56	8.81	10.50	9.54	11.78	14.01	8.95	12.65	9.45	16.36	10.95	8.67	8.17	9.64	6.78
Mangystau	8.77	6.06	8.59	11.29	11.33	10.57	7.09	8.74	12.60	11.27	6.88	4.98	8.43	9.90	11.38
Pavlodar	7.58	8.29	6.01	7.22	5.82	7.59	9.71	6.58	7.79	7.71	7.57	6.73	5.41	6.61	3.81
Soltustik Kazakhstan	5.55	8.92	10.38	9.41	8.45	5.14	6.69	12.55	11.77	9.17	6.00	11.20	8.09	6.79	7.64
Turkistan*	9.08	10.15	8.40	8.25	10.07	10.54	11.15	10.29	9.74	10.91	7.51	9.08	6.40	6.67	9.13
Shygys Kazakhstan	9.02	6.05	7.75	8.68	7.27	9.86	6.95	8.75	8.26	6.41	8.10	5.09	6.63	9.14	8.18

Continuation

	Per 1000 births														
	boys and girls					boys					girls				
	2016	2017	2018	2019	2020	2016	2017	2018	2019	2020	2016	2017	2018	2019	2020
Nur-Sultan city	6.75	5.92	6.17	5.93	5.20	6.99	6.41	7.70	6.21	5.89	6.49	5.39	4.54	5.63	4.45
Almaty city	7.58	6.93	8.36	8.05	7.64	8.70	7.40	9.34	9.40	8.53	6.39	6.42	7.32	6.62	6.66
Shymkent city	-	8.37	8.37	9.59	7.98	-	8.18	9.60	11.29	9.02	-	8.58	7.04	7.77	6.89
<b>Rural population</b>															
<b>Republic of Kazakhstan</b>	8.77	8.61	8.21	8.00	6.84	9.53	9.90	9.31	9.14	7.52	7.95	7.23	7.05	6.79	6.11
Akmola	7.25	9.74	5.03	6.70	6.76	6.69	12.51	4.98	5.66	8.07	7.87	6.80	5.08	7.84	5.33
Aktobe	8.57	10.59	7.69	9.65	8.91	8.82	10.85	7.30	9.51	10.34	8.30	10.32	8.10	9.81	7.38
Almaty	7.26	8.02	7.02	7.03	6.82	7.76	9.00	8.09	8.79	7.78	6.71	6.96	5.88	5.16	5.80
Atyrau	8.53	6.66	11.85	9.58	8.97	8.88	7.43	15.31	11.39	7.19	8.16	5.85	8.15	7.61	10.85
Batys Kazakhstan	8.42	6.14	6.59	6.60	7.63	9.54	7.72	8.13	7.53	7.21	7.17	4.48	4.94	5.59	8.07
Zhambyl	7.29	7.38	7.55	7.69	4.64	7.89	8.53	8.18	9.62	5.08	6.67	6.14	6.88	5.64	4.17
Karagandy	7.82	6.54	8.39	6.69	6.27	9.33	7.16	9.54	6.32	7.64	6.18	5.88	7.21	7.09	4.79
Kostanai	9.24	11.78	10.76	11.76	8.11	9.68	15.47	12.63	15.46	7.55	8.73	7.59	8.69	7.88	8.68
Kyzylorda	7.33	8.43	7.76	9.22	9.43	6.88	9.07	8.84	12.01	10.20	7.80	7.74	6.61	6.28	8.61
Mangystau	10.05	9.10	10.86	7.83	6.23	10.44	10.63	11.47	7.78	7.41	9.62	7.42	10.19	7.88	4.93
Pavlodar	8.92	6.24	4.48	5.79	5.47	11.37	6.95	4.95	6.71	6.42	6.39	5.51	4.00	4.79	4.52
Soltustik Kazakhstan	8.60	9.11	11.20	9.45	8.97	11.32	10.71	15.41	11.26	10.33	5.72	7.44	6.72	7.58	7.54
Turkistan*	10.78	9.71	8.77	8.61	6.21	12.23	11.34	10.00	9.29	6.97	9.23	7.97	7.46	7.88	5.39
Shygys Kazakhstan	10.39	9.45	8.39	8.00	7.65	9.53	9.90	9.31	9.14	8.21	7.95	7.23	7.05	6.79	7.01

## 7.6 Infant mortality by ethnic groups

	Number of deaths, people														
	boys and girls					boys					girls				
	2016	2017	2018	2019	2020	2016	2017	2018	2019	2020	2016	2017	2018	2019	2020
<b>Total</b>															
<b>Total</b>	3438	3109	3184	3360	3286	1967	1771	1892	1944	1888	1471	1338	1292	1416	1398
Kazakhs	2746	2478	2533	2720	2668	1568	1411	1527	1586	1541	1178	1067	1006	1134	1127
Russians	368	300	329	326	274	201	170	176	168	157	167	130	153	158	117
Uzbeks	114	138	117	121	115	74	80	61	76	63	40	58	56	45	52
Ukrainians	28	26	26	14	18	15	13	13	9	9	13	13	13	5	9
Uigurs	31	28	35	31	49	15	23	21	14	27	16	5	14	17	22
Tatars	16	18	15	12	23	10	9	9	5	17	6	9	6	7	6
Germans	16	20	18	14	20	8	10	13	11	6	8	10	5	3	14
Other ethnic groups	112	95	93	99	102	73	51	58	61	60	39	44	35	38	42
Not specified	7	6	18	23	17	3	4	14	14	8	4	2	4	9	9
<b>Urban population</b>															
<b>Total</b>	1936	1709	1846	2057	2094	1123	939	1111	1176	1211	813	770	735	881	883
Kazakhs	1514	1335	1440	1661	1682	879	736	882	959	984	635	599	558	702	698
Russians	268	215	235	229	213	145	117	122	123	122	123	98	113	106	91
Uzbeks	51	63	59	61	65	36	37	32	34	33	15	26	27	27	32
Ukrainians	16	15	11	9	10	9	6	9	5	4	7	9	2	4	6
Uigurs	11	10	14	16	24	6	9	8	7	11	5	1	6	9	13
Tatars	15	14	13	10	17	10	6	7	4	12	5	8	6	6	5
Germans	8	8	12	7	16	3	4	8	5	4	5	4	4	2	12
Other ethnic groups	47	43	47	46	51	32	20	31	30	33	15	23	16	16	18
Not specified	6	6	15	18	16	3	4	12	9	8	3	2	3	9	8
<b>Rural population</b>															
<b>Total</b>	1502	1400	1338	1303	1192	844	832	781	768	677	658	568	557	535	515
Kazakhs	1232	1143	1093	1059	986	689	675	645	627	557	543	468	448	432	429
Russians	100	85	94	97	61	56	53	54	45	35	44	32	40	52	26
Uzbeks	63	75	58	60	50	38	43	29	42	30	25	32	29	18	20
Ukrainians	12	11	15	5	8	6	7	4	4	5	6	4	11	1	3
Uigurs	20	18	21	15	25	9	14	13	7	16	11	4	8	8	9
Tatars	1	4	2	2	6	0	3	2	1	5	1	1	0	1	1

Continuation

	Number of deaths, people														
	boys and girls					boys					girls				
	2016	2017	2018	2019	2020	2016	2017	2018	2019	2020	2016	2017	2018	2019	2020
Germans	8	12	6	7	4	5	6	5	6	2	3	6	1	1	2
Other ethnic groups	65	52	46	53	51	41	31	27	31	27	24	21	19	22	24
Not specified	1	0	3	5	1	0	0	2	5	0	1	0	1	0	1

Continuation

	Per 1000 births														
	boys and girls					boys					girls				
	2016	2017	2018	2019	2020	2016	2017	2018	2019	2020	2016	2017	2018	2019	2020
<b>Total</b>															
<b>Total</b>	8.59	7.93	8.03	8.37	7.70	9.5	8.74	9.25	9.37	8.55	7.61	7.06	6.74	7.30	6.78
Kazakhs	9.01	8.21	8.22	8.61	7.83	9.94	9.04	9.59	9.72	8.73	8.01	7.33	6.76	7.44	6.86
Russians	8.69	7.57	8.73	9.17	8.13	9.19	8.34	9.11	9.15	9.08	8.16	6.75	8.34	9.19	7.13
Uzbeks	6.87	8.51	7.06	7.19	6.12	8.69	9.54	7.19	8.73	6.45	4.95	7.4	6.93	5.54	5.75
Ukrainians	6.41	6.36	6.52	3.67	4.89	6.61	6.24	6.42	4.57	4.85	6.19	6.5	6.63	2.70	4.93
Uigurs	4.96	4.57	5.64	5.06	7.65	4.52	7.28	6.66	4.47	8.30	5.42	1.68	4.58	5.69	6.97
Tatars	4.87	5.65	4.83	4.05	8.19	5.96	5.56	5.64	3.18	11.42	3.71	5.74	3.95	5.04	4.54
Germans	4.10	5.40	5.08	4.37	6.31	4.01	5.3	7.23	6.62	3.73	4.2	5.5	2.85	1.91	8.98
Other ethnic groups	6.27	5.80	6.44	5.74	5.82	7.93	6.11	8.11	6.89	6.61	4.5	5.46	4.67	4.54	5.00
<b>Urban population</b>															
<b>Total</b>	8.45	7.44	7.90	8.61	8.39	9.48	7.91	9.20	9.52	9.37	7.34	6.94	6.51	7.64	7.34
Kazakhs	8.97	7.73	8.06	8.98	8.53	10.07	8.23	9.53	10.02	9.62	7.79	7.18	6.48	7.87	7.35
Russians	8.43	7.22	8.35	8.67	8.57	8.84	7.65	8.48	9.00	9.52	7.98	6.76	8.22	8.31	7.56
Uzbeks	6.23	7.77	6.94	6.93	6.94	8.54	8.81	7.38	7.51	6.79	3.77	6.65	6.48	6.32	7.10
Ukrainians	5.61	5.76	4.38	3.70	4.27	6.00	4.61	7.13	4.01	3.30	5.18	6.96	1.61	3.37	5.32
Uigurs	3.47	3.23	4.42	5.06	7.41	3.57	5.63	4.93	4.26	6.77	3.33	0.66	3.88	5.98	8.04
Tatars	5.83	5.65	5.31	4.30	7.78	7.62	4.77	5.55	3.20	10.30	3.97	6.56	5.02	5.61	4.90
Germans	3.46	3.54	5.55	3.56	8.58	2.57	3.45	7.09	4.80	4.24	4.37	3.63	3.78	2.12	13.03
Other ethnic groups	5.40	5.70	7.31	5.28	5.95	7.14	5.38	9.75	6.75	7.50	3.56	6.04	4.66	3.75	4.31
<b>Rural population</b>															
<b>Total</b>	8.77	8.61	8.21	8.00	6.73	9.53	9.90	9.31	9.14	7.40	7.95	7.23	7.05	6.79	6.01
Kazakhs	9.05	8.85	8.44	8.09	6.87	9.77	10.10	9.65	9.28	7.51	8.27	7.51	7.15	6.83	6.19
Russians	9.51	8.62	9.86	10.64	6.90	10.23	10.42	10.96	9.56	7.82	8.72	6.71	8.70	11.79	5.95
Uzbeks	7.51	9.24	7.21	7.45	5.30	8.84	10.27	7.02	10.02	6.12	6.08	8.14	7.42	4.65	4.41
Ukrainians	7.91	7.54	10.21	3.64	5.97	7.84	9.33	5.25	5.56	7.80	8.03	5.65	15.55	1.52	4.29
Uigurs	6.48	5.93	6.89	5.08	7.89	5.51	8.89	8.43	4.77	9.82	7.56	2.73	5.30	5.39	5.85
Tatars	1.40	5.62	3.09	3.14	9.62	0.00	8.24	5.97	3.09	15.48	2.88	2.87	0.00	3.21	3.32
Germans	5.10	8.31	4.35	5.60	3.07	6.28	8.25	7.42	9.54	3.00	3.94	8.40	1.41	1.61	3.13
Other ethnic groups	7.09	5.88	5.60	6.19	5.69	8.68	6.81	6.48	7.01	5.55	5.39	4.90	4.68	5.31	5.61

## 7.7 Perinatal mortality

	Number of stillbirths and deaths in the first 7 days, people														
	perinatal mortality					stillbirths					deaths in the first 7 days				
	2016	2017	2018	2019	2020	2016	2017	2018	2019	2020	2016	2017	2018	2019	2020
<b>Total</b>															
<b>Republic of Kazakhstan</b>	4591	4349	4289	4321	4710	3355	3358	3243	3150	3494	1236	991	1046	1171	1216
Akmola	144	114	115	120	116	112	89	87	85	87	32	25	28	35	29
Aktobe	260	234	224	238	285	183	182	169	164	205	77	52	55	74	80
Almaty	507	492	496	581	594	355	363	369	429	413	152	129	127	152	181
Atyrau	161	149	128	123	135	118	112	85	58	67	43	37	43	65	68
Batys Kazakhstan	169	164	149	160	219	125	124	116	118	153	44	40	33	42	66
Zhambyl	291	240	249	247	307	216	176	198	162	228	75	64	51	85	79
Karagandy	278	306	267	276	298	204	243	198	192	226	74	63	69	84	72
Kostanai	170	179	177	169	173	140	133	136	133	136	30	46	41	36	37
Kyzylorda	247	242	209	247	300	176	195	162	193	216	71	47	47	54	84
Mangystau	142	100	121	149	127	67	39	51	61	65	75	61	70	88	62



Continuation

	Number of stillbirths and deaths in the first 7 days, people														
	perinatal mortality					stillbirths					deaths in the first 7 days				
	2016	2017	2018	2019	2020	2016	2017	2018	2019	2020	2016	2017	2018	2019	2020
Pavlodar	148	138	126	113	143	112	102	96	85	115	36	36	30	28	28
Soltustik Kazakhstan	93	71	91	69	94	66	53	67	50	64	27	18	24	19	30
Turkistan*	1131	784	748	677	717	896	655	638	575	610	235	129	110	102	107
Shygys Kazakhstan	310	281	255	249	292	217	219	192	182	224	93	62	63	67	68
Nur-Sultan city	253	243	229	200	222	186	190	162	145	166	67	53	67	55	56
Almaty city	287	252	311	307	312	182	174	188	211	213	105	78	123	96	99
Shymkent city	-	360	394	396	376	-	309	329	307	306	-	51	65	89	70
<b>Urban population</b>															
<b>Republic of Kazakhstan</b>	2604	2474	2474	2550	2717	1841	1896	1791	1776	1922	763	578	683	774	795
Akmola	72	49	57	69	50	51	40	39	47	37	21	9	18	22	13
Aktobe	177	159	168	147	201	121	126	126	98	141	56	33	42	49	60
Almaty	132	128	128	165	155	90	97	94	113	97	42	31	34	52	58
Atyrau	68	78	59	67	76	50	58	42	29	33	18	20	17	38	43
Batys Kazakhstan	88	96	81	81	110	60	71	62	55	71	28	25	19	26	39
Zhambyl	160	118	118	137	180	104	77	87	80	119	56	41	31	57	61
Karagandy	227	240	215	235	242	165	188	156	161	178	62	52	59	74	64
Kostanai	80	97	90	103	114	61	74	66	81	84	19	23	24	22	30
Kyzylorda	129	110	102	104	149	78	87	70	76	101	51	23	32	28	48
Mangystau	61	40	52	66	54	25	16	16	18	21	36	24	36	48	33
Pavlodar	93	96	87	74	93	70	65	63	49	71	23	31	24	25	22
Soltustik Kazakhstan	39	37	40	35	35	29	26	28	21	23	10	11	12	14	12
Turkistan*	546	196	186	204	176	438	160	154	166	133	108	36	32	38	43
Shygys Kazakhstan	192	175	157	160	172	131	138	109	119	128	61	37	48	41	44
Nur-Sultan city	253	243	229	200	222	186	190	162	145	166	67	53	67	55	56
Almaty city	287	252	311	307	312	182	174	188	211	213	105	78	123	96	99
Shymkent city	-	360	394	396	376	-	309	329	307	306	-	51	65	89	70
<b>Rural population</b>															
<b>Republic of Kazakhstan</b>	1987	1875	1815	1771	1993	1514	1462	1452	1374	1572	473	413	363	397	421
Akmola	72	65	58	51	66	61	49	48	38	50	11	16	10	13	16
Aktobe	83	75	56	91	84	62	56	43	66	64	21	19	13	25	20
Almaty	375	364	368	416	439	265	266	275	316	316	110	98	93	100	123
Atyrau	93	71	69	56	59	68	54	43	29	34	25	17	26	27	25
Batys Kazakhstan	81	68	68	79	109	65	53	54	63	82	16	15	14	16	27
Zhambyl	131	122	131	110	127	112	99	111	82	109	19	23	20	28	18
Karagandy	51	66	52	41	56	39	55	42	31	48	12	11	10	10	8
Kostanai	90	82	87	66	59	79	59	70	52	52	11	23	17	14	7
Kyzylorda	118	132	107	143	151	98	108	92	117	115	20	24	15	26	36
Mangystau	81	60	69	83	73	42	23	35	43	44	39	37	34	40	29
Pavlodar	55	42	39	39	50	42	37	33	36	44	13	5	6	3	6
Soltustik Kazakhstan	54	34	51	34	59	37	27	39	29	41	17	7	12	5	18
Turkistan*	585	588	562	473	541	458	495	484	409	477	127	93	78	64	64
Shygys Kazakhstan	118	106	98	89	120	86	81	83	63	96	32	25	15	26	24

Continuation

	Per 1000 live births and stillbirths										Per 1000 live births				
	perinatal mortality					stillbirths					deaths in the first 7 days				
	2016	2017	2018	2019	2020	2016	2017	2018	2019	2020	2016	2017	2018	2019	2020
<b>Total</b>															
<b>Republic of Kazakhstan</b>	11.36	11.05	10.69	10.66	10.95	8.30	8.53	8.09	7.77	8.12	3.08	2.54	2.63	2.91	2.85
Akmola	11.42	9.20	9.19	9.72	9.21	8.88	7.18	6.95	6.88	6.91	2.56	2.03	2.25	2.85	2.32
Aktobe	13.03	12.11	11.33	11.52	13.26	9.17	9.42	8.55	7.94	9.54	3.89	2.72	2.81	3.61	3.76
Almaty	9.90	9.77	9.77	11.41	10.85	6.93	7.21	7.27	8.42	7.54	2.99	2.58	2.52	3.01	3.33
Atyrau	9.56	9.00	7.48	7.22	7.47	7.00	6.77	4.97	3.40	3.71	2.57	2.25	2.52	3.83	3.78
Batys Kazakhstan	12.70	12.63	11.30	12.08	15.84	9.39	9.55	8.80	8.91	11.07	3.34	3.11	2.53	3.20	4.83
Zhambyl	10.27	9.01	9.12	9.08	10.44	7.62	6.61	7.25	5.96	7.76	2.67	2.42	1.88	3.14	2.71
Karagandy	11.51	13.33	11.53	11.88	12.6	8.45	10.58	8.55	8.27	9.56	3.09	2.77	3.01	3.65	3.07



Continuation

	Per 1000 live births and stillbirths										Per 1000 live births				
	perinatal mortality					stillbirths					deaths in the first 7 days				
	2016	2017	2018	2019	2020	2016	2017	2018	2019	2020	2016	2017	2018	2019	2020
Kostanai	13.68	15.08	15.04	14.59	14.65	11.26	11.21	11.56	11.48	11.52	2.44	3.92	3.53	3.14	3.17
Kyzylorda	12.71	12.62	10.80	12.64	13.64	9.06	10.17	8.37	9.88	9.82	3.69	2.48	2.45	2.79	3.86
Mangystau	7.15	5.15	6.07	7.26	5.83	3.37	2.01	2.56	2.97	2.98	3.79	3.15	3.52	4.30	2.85
Pavlodar	11.63	11.38	10.54	9.71	12.03	8.80	8.41	8.03	7.3	9.68	2.85	2.99	2.53	2.42	2.38
Soltustik Kazakhstan	11.98	9.54	12.53	9.97	13.54	8.51	7.12	9.23	7.22	9.22	3.51	2.44	3.34	2.76	4.36
Turkistan*	13.73	14.54	13.66	12.02	11.59	10.88	12.15	11.65	10.21	9.86	2.88	2.42	2.03	1.83	1.75
Shygys Kazakhstan	13.40	12.55	11.56	11.3	12.84	9.38	9.78	8.71	8.26	9.85	4.06	2.80	2.88	3.07	3.02
Nur-Sultan city	9.03	8.54	7.80	6.92	7.47	6.64	6.67	5.52	5.02	5.58	2.41	1.87	2.30	1.91	1.89
Almaty city	9.00	7.98	9.30	8.89	8.73	5.71	5.51	5.62	6.11	5.96	3.31	2.48	3.70	2.80	2.79
Shymkent city	-	13.82	14.42	13.73	11.74	-	11.86	12.04	10.64	9.56	-	1.98	2.41	3.12	2.21
<b>Urban population</b>															
<b>Republic of Kazakhstan</b>	11.24	10.71	10.45	10.57	10.8	7.95	8.21	7.56	7.36	7.64	3.32	2.52	2.91	3.23	3.18
Akmola	10.62	7.42	8.80	10.6	7.6	7.52	6.06	6.02	7.22	5.62	3.12	1.37	2.80	3.40	1.99
Aktobe	13.36	10.88	11.35	9.5	12.58	9.13	8.62	8.51	6.33	8.83	4.27	2.28	2.86	3.19	3.79
Almaty	10.41	9.98	10.17	12.91	11.87	7.10	7.56	7.47	8.84	7.43	3.34	2.43	2.72	4.10	4.47
Atyrau	7.81	8.56	6.35	6.95	7.76	5.74	6.36	4.52	3.01	3.37	2.08	2.21	1.84	3.95	4.41
Batys Kazakhstan	11.75	12.88	10.55	10.7	14.1	8.01	9.53	8.08	7.26	9.10	3.77	3.39	2.50	3.46	5.04
Zhambyl	14.02	10.78	10.22	11.54	13.79	9.11	7.04	7.53	6.74	9.12	4.95	3.77	2.70	4.83	4.72
Karagandy	11.68	13.09	11.56	12.69	12.9	8.49	10.25	8.39	8.69	9.49	3.22	2.87	3.20	4.03	3.44
Kostanai	11.30	14.14	13.06	14.35	15.64	8.61	10.79	9.57	11.28	11.52	2.71	3.39	3.52	3.10	4.16
Kyzylorda	13.85	12.05	10.91	10.74	14.06	8.37	9.53	7.49	7.85	9.53	5.52	2.54	3.45	2.91	4.57
Mangystau	6.94	4.37	5.91	7.96	6.04	2.84	1.75	1.82	2.17	2.35	4.11	2.62	4.10	5.80	3.70
Pavlodar	10.48	11.36	10.39	9.03	11.42	7.89	7.69	7.52	5.98	8.72	2.61	3.70	2.89	3.07	2.73
Soltustik Kazakhstan	10.24	10.32	11.13	10.26	10.51	7.62	7.25	7.79	6.16	6.91	2.65	3.09	3.37	4.13	3.63
Turkistan*	13.91	14.46	12.94	13.08	10.92	11.16	11.81	10.71	10.64	8.25	2.78	2.69	2.25	2.46	2.69
Shygys Kazakhstan	12.98	12.24	10.97	11.21	11.77	8.86	9.65	7.62	8.34	8.76	4.16	2.61	3.38	2.90	3.04
Nur-Sultan city	9.03	8.54	7.80	6.92	7.47	6.64	6.67	5.52	5.02	5.58	2.41	1.87	2.30	1.91	1.89
Almaty city	9.00	7.98	9.30	8.89	8.73	5.71	5.51	5.62	6.11	5.96	3.31	2.48	3.70	2.80	2.79
Shymkent city	-	13.82	14.42	13.73	11.74	-	11.86	12.04	10.64	9.56	-	1.98	2.41	3.12	2.21
<b>Rural population</b>															
<b>Republic of Kazakhstan</b>	11.52	11.53	11.05	10.79	11.15	8.78	8.99	8.84	8.37	8.79	2.77	2.56	2.23	2.44	2.38
Akmola	12.35	11.22	9.61	8.73	10.98	10.46	8.46	7.95	6.51	8.32	1.91	2.79	1.67	2.24	2.68
Aktobe	12.38	15.93	11.29	17.56	15.23	9.25	11.89	8.67	12.74	11.60	3.16	4.08	2.64	4.89	3.67
Almaty	9.73	9.71	9.64	10.91	10.53	6.87	7.09	7.20	8.28	7.58	2.87	2.63	2.45	2.64	2.97
Atyrau	11.43	9.54	8.82	7.58	7.13	8.36	7.26	5.50	3.92	4.11	3.10	2.30	3.34	3.67	3.03
Batys Kazakhstan	13.92	12.29	12.35	13.92	18.11	11.17	9.58	9.81	11.1	13.62	2.78	2.74	2.57	2.85	4.55
Zhambyl	7.74	7.77	8.31	7.17	7.77	6.62	6.31	7.04	5.35	6.67	1.13	1.47	1.28	1.84	1.11
Karagandy	10.79	14.28	11.42	8.72	11.46	8.25	11.90	9.22	6.59	9.82	2.56	2.41	2.22	2.14	1.65
Kostanai	16.83	16.36	17.85	15.00	13.06	14.77	11.77	14.36	11.82	11.51	2.09	4.64	3.54	3.22	1.57
Kyzylorda	11.66	13.13	10.69	14.51	13.25	9.69	10.75	9.19	11.87	10.09	2.00	2.41	1.51	2.67	3.19
Mangystau	7.32	5.85	6.19	6.79	5.68	3.79	2.24	3.14	3.52	3.42	3.54	3.62	3.06	3.28	2.26
Pavlodar	14.28	11.42	10.90	11.31	13.35	10.91	10.06	9.22	10.44	11.75	3.41	1.37	1.69	0.88	1.62
Soltustik Kazakhstan	13.66	8.82	13.91	9.68	16.33	9.36	7.00	10.64	8.26	11.34	4.34	1.83	3.31	1.44	5.04
Turkistan*	13.57	14.57	13.91	11.62	11.82	10.63	12.27	11.98	10.05	10.43	2.98	2.33	1.95	1.59	1.41
Shygys Kazakhstan	14.14	13.11	12.66	11.47	14.77	10.30	10.02	10.72	8.12	11.82	3.87	3.12	1.96	3.38	2.99

### 7.8 Perinatal mortality by ethnic groups

	Number of stillbirths and deaths in the first 7 days, people														
	perinatal mortality					stillbirths					deaths in the first 7 days				
	2016	2017	2018	2019	2020	2016	2017	2018	2019	2020	2016	2017	2018	2019	2020
<b>Total</b>															
<b>Total</b>	4591	4349	4289	4321	4710	3355	3358	3243	3150	3494	1236	991	1046	1171	1216
Kazakhs	3556	3375	3325	3402	3736	2546	2576	2489	2445	2745	1010	799	836	957	991
Russians	496	444	448	396	438	365	341	328	285	325	131	103	120	111	113
Uzbeks	187	189	213	198	219	162	161	177	171	188	25	28	36	27	31

Continuation

	Number of stillbirths and deaths in the first 7 days, people														
	perinatal mortality					stillbirths					deaths in the first 7 days				
	2016	2017	2018	2019	2020	2016	2017	2018	2019	2020	2016	2017	2018	2019	2020
Ukrainians	54	48	39	43	43	43	39	33	34	36	11	9	6	9	7
Uigurs	48	57	59	57	56	37	50	44	39	36	11	7	15	18	20
Tatars	31	35	23	21	32	28	29	19	16	23	3	6	4	5	9
Germans	44	42	30	43	39	36	33	25	39	28	8	9	5	4	11
Other ethnic groups	168	154	142	149	136	136	126	125	120	110	32	28	17	29	26
Not specified	7	5	10	12	11	2	3	3	1	3	5	2	7	11	8
<b>Urban population</b>															
<b>Total</b>	2604	2456	2474	2550	2717	1841	1881	1791	1776	1922	763	575	683	774	795
Kazakhs	1963	1835	1906	1979	2116	1349	1389	1368	1352	1479	614	446	538	627	637
Russians	373	331	300	278	316	274	253	209	199	224	99	78	91	79	92
Uzbeks	84	98	93	103	103	75	84	73	83	84	9	14	20	20	19
Ukrainians	37	39	24	25	26	28	31	21	20	23	9	8	3	5	3
Uigurs	17	26	30	31	27	14	24	22	22	20	3	2	8	9	7
Tatars	26	24	13	18	21	23	20	11	13	15	3	4	2	5	6
Germans	20	21	16	18	25	15	15	13	16	16	5	6	3	2	9
Other ethnic groups	77	77	82	86	73	61	62	71	70	58	16	15	11	16	15
Not specified	7	5	10	12	10	2	3	3	1	3	5	2	7	11	7
<b>Rural population</b>															
<b>Total</b>	1987	1893	1815	1771	1993	1514	1477	1452	1374	1572	473	416	363	397	421
Kazakhs	1593	1540	1419	1423	1620	1197	1187	1121	1093	1266	396	353	298	330	354
Russians	123	113	148	118	122	91	88	119	86	101	32	25	29	32	21
Uzbeks	103	91	120	95	116	87	77	104	88	104	16	14	16	7	12
Ukrainians	17	9	15	18	17	15	8	12	14	13	2	1	3	4	4
Uigurs	31	31	29	26	29	23	26	22	17	16	8	5	7	9	13
Tatars	5	11	10	3	11	5	9	8	3	8	0	2	2	0	3
Germans	24	21	14	25	14	21	18	12	23	12	3	3	2	2	2
Other ethnic groups	91	77	60	63	63	75	64	54	50	52	16	13	6	13	11
Not specified	0	0	0	0	1	0	0	0	0	0	0	0	0	0	1

Continuation

	Per 1000 live births and stillbirths										Per 1000 live births				
	perinatal mortality					stillbirths					deaths in the first 7 days				
	2016	2017	2018	2019	2020	2016	2017	2018	2019	2020	2016	2017	2018	2019	2020
<b>Total</b>															
<b>Total</b>	11.36	11.05	10.69	10.66	10.95	8.30	8.53	8.09	7.77	8.12	3.08	2.54	2.63	2.91	2.85
Kazakhs	11.54	11.12	10.65	10.65	10.88	8.25	8.49	7.97	7.65	7.99	3.29	2.66	2.70	3.02	2.91
Russians	11.63	11.29	11.87	11.17	12.87	8.54	8.67	8.69	8.04	9.55	3.09	2.64	3.21	3.16	3.35
Uzbeks	11.10	11.59	12.65	11.60	11.53	9.61	9.87	10.51	10.02	9.90	1.48	1.73	2.16	1.60	1.65
Ukrainians	12.32	11.76	9.74	11.25	11.57	9.81	9.56	8.24	8.90	9.69	2.51	2.23	1.51	2.38	1.90
Uigurs	7.63	9.27	9.42	9.28	8.69	5.89	8.13	7.02	6.35	5.59	1.75	1.15	2.41	2.95	3.12
Tatars	9.42	10.92	7.39	7.10	11.30	8.51	9.05	6.10	5.41	8.12	0.91	1.89	1.29	1.70	3.20
Germans	11.23	11.30	8.47	13.47	12.20	9.19	8.88	7.06	12.21	8.76	2.04	2.44	1.42	1.27	3.47
Other ethnic groups	9.37	9.10	8.21	8.58	7.70	7.59	3.73	7.22	6.91	6.23	1.79	1.62	0.99	1.68	1.48
<b>Urban population</b>															
<b>Total</b>	11.24	10.71	10.45	10.57	10.80	7.95	8.21	7.56	7.36	7.64	3.32	2.52	2.91	3.23	3.18
Kazakhs	11.49	10.66	10.52	10.57	10.65	7.88	8.07	7.55	7.22	7.44	3.61	2.58	2.99	3.37	3.23
Russians	11.62	11.25	10.67	10.55	12.60	8.51	8.60	7.43	7.55	8.93	3.11	2.67	3.26	3.02	3.70
Uzbeks	10.07	12.01	10.70	11.54	10.90	8.99	10.29	8.40	9.30	8.89	1.08	1.73	2.32	2.26	2.03
Ukrainians	12.93	15.03	9.54	10.28	11.00	9.79	11.95	8.34	8.22	9.73	3.15	3.09	1.20	2.07	1.28
Uigurs	5.35	8.41	9.40	9.73	8.28	4.41	7.76	6.89	6.91	6.13	0.94	0.65	2.52	2.84	2.16
Tatars	10.10	9.71	5.29	7.73	9.55	8.94	8.09	4.48	5.58	6.82	1.17	1.62	0.82	2.16	2.75
Germans	8.60	9.23	7.42	9.38	13.30	6.45	6.59	6.03	8.33	8.51	2.15	2.65	1.40	1.05	4.83
Other ethnic groups	8.82	9.50	9.63	9.74	8.44	6.99	3.70	8.34	7.93	6.71	1.83	1.75	1.30	1.83	1.75
<b>Rural population</b>															
<b>Total</b>	11.52	11.53	11.05	10.79	11.15	8.78	8.99	8.84	8.37	8.79	2.77	2.56	2.23	2.44	2.38
Kazakhs	11.60	11.73	10.82	10.77	11.19	8.72	9.04	8.55	8.27	8.74	2.88	2.76	2.29	2.52	2.47

	Per 1000 live births and stillbirths										Per 1000 live births				
	perinatal mortality					stillbirths					deaths in the first 7 days				
	2016	2017	2018	2019	2020	2016	2017	2018	2019	2020	2016	2017	2018	2019	2020
Russians	11.68	11.44	15.41	13.00	13.64	8.64	8.91	12.39	9.47	11.29	3.04	2.57	3.06	3.56	2.37
Uzbeks	12.10	11.18	14.74	11.66	12.16	10.22	9.46	12.77	10.80	10.91	1.88	1.74	1.99	0.87	1.27
Ukrainians	11.18	6.05	10.08	12.96	12.56	9.86	5.38	8.06	10.08	9.61	1.31	0.69	2.03	2.91	2.99
Uigurs	9.96	10.13	9.44	8.79	9.11	7.39	8.50	7.16	5.75	5.03	2.57	1.65	2.30	3.06	4.10
Tatars	6.96	15.01	15.27	4.77	17.41	6.96	12.28	12.21	4.77	12.66	0.00	2.81	3.09	0.00	4.81
Germans	15.07	14.56	10.12	19.64	10.64	13.18	12.48	8.68	18.07	9.12	1.88	2.11	1.46	1.60	1.53
Other ethnic groups	9.89	8.71	6.83	7.38	6.98	8.15	3.77	6.14	5.85	5.76	1.74	1.48	0.69	1.53	1.23

## 7.9 Deaths by main causes of death

### From diseases of the circulatory system

	Number of deaths, people														
	total					male					female				
	2016	2017	2018	2019	2020	2016	2017	2018	2019	2020	2016	2017	2018	2019	2020
<b>Total population</b>															
<b>Republic of Kazakhstan</b>	31837	31535	30573	30203	36347	17789	17528	17420	17548	21117	14048	14007	13153	12655	15230
Akmola	2018	1909	1518	1463	1696	1127	1023	905	891	1021	891	886	613	572	675
Aktobe	1410	1199	1127	1133	1306	799	720	666	718	783	611	479	461	415	523
Almaty	2446	2601	2392	2532	3191	1469	1583	1424	1580	1973	977	1018	968	952	1218
Atyrau	881	810	666	642	827	509	440	402	426	525	372	370	264	216	302
Batys Kazakhstan	1379	1419	1397	1371	1573	790	802	806	790	946	589	617	591	581	627
Zhambyl	1786	1676	1555	1460	1822	1078	1020	940	916	1133	708	656	615	544	689
Karagandy	4535	4342	4433	4484	4843	2245	2103	2210	2264	2434	2290	2239	2223	2220	2409
Kostanai	1577	1623	1441	1516	2279	902	924	874	876	1326	675	699	567	640	953
Kyzylorda	1084	961	888	916	1179	619	575	562	549	725	465	386	326	367	454
Mangystau	455	390	378	392	458	289	269	253	267	321	166	121	125	125	137
Pavlodar	1649	1675	1435	1492	1764	866	900	823	867	980	783	775	612	625	784
Soltustik Kazakhstan	1408	1220	1238	1095	1093	757	724	754	702	679	651	496	484	393	414
Turkistan*	3996	2735	2541	2523	3056	2272	1560	1505	1456	1850	1724	1175	1036	1067	1206
Shygys Kazakhstan	2783	3002	3556	3515	4520	1647	1714	2008	2020	2554	1136	1288	1548	1495	1966
Nur-Sultan city	1405	1233	1316	1283	1499	771	658	742	745	878	634	575	574	538	621
Almaty city	3025	3378	3423	3114	3729	1649	1790	1838	1738	2098	1376	1588	1585	1376	1631
Shymkent city	-	1362	1269	1272	1512	-	723	708	743	891	-	639	561	529	621
<b>Urban population</b>															
<b>Republic of Kazakhstan</b>	21273	21357	21180	20928	24765	11587	11493	11703	11747	13885	9686	9864	9477	9181	10880
Akmola	1123	1074	840	850	934	602	560	477	513	540	521	514	363	337	394
Aktobe	1040	959	945	911	1023	563	573	553	559	594	477	386	392	352	429
Almaty	832	824	808	833	950	478	475	467	502	571	354	349	341	331	379
Atyrau	444	443	383	374	485	257	251	233	246	313	187	192	150	128	172
Batys Kazakhstan	769	782	799	793	945	426	424	456	431	561	343	358	343	362	384
Zhambyl	998	1013	935	875	1069	594	602	559	526	655	404	411	376	349	414
Karagandy	3855	3808	3859	4007	4308	1916	1808	1915	1973	2127	1939	2000	1944	2034	2181
Kostanai	904	984	905	984	1561	512	563	537	549	879	392	421	368	435	682
Kyzylorda	512	476	400	462	531	294	278	253	275	311	218	198	147	187	220
Mangystau	282	223	211	214	239	174	149	130	141	163	108	74	81	73	76
Pavlodar	1315	1309	1117	1167	1374	668	684	622	662	744	647	625	495	505	630
Soltustik Kazakhstan	712	653	691	586	596	368	365	412	358	342	344	288	279	228	254
Turkistan*	2076	706	767	747	815	1166	407	440	423	476	910	299	327	324	339
Shygys Kazakhstan	1981	2130	2512	2456	3195	1149	1183	1361	1363	1742	832	947	1151	1093	1453
Nur-Sultan city	1405	1233	1316	1283	1499	771	658	742	745	878	634	575	574	538	621
Almaty city	3025	3378	3423	3114	3729	1649	1790	1838	1738	2098	1376	1588	1585	1376	1631
Shymkent city	-	1362	1269	1272	1512	-	723	708	743	891	-	639	561	529	621
<b>Rural population</b>															
<b>Republic of Kazakhstan</b>	10564	10178	9393	9275	11582	6202	6035	5717	5801	7232	4362	4143	3676	3474	4350
Akmola	895	835	678	613	762	525	463	428	378	481	370	372	250	235	281

Continuation

	Number of deaths, people														
	total					male					female				
	2016	2017	2018	2019	2020	2016	2017	2018	2019	2020	2016	2017	2018	2019	2020
Aktobe	370	240	182	222	283	236	147	113	159	189	134	93	69	63	94
Almaty	1614	1777	1584	1699	2241	991	1108	957	1078	1402	623	669	627	621	839
Atyrau	437	367	283	268	342	252	189	169	180	212	185	178	114	88	130
Batys Kazakhstan	610	637	598	578	628	364	378	350	359	385	246	259	248	219	243
Zhambyl	788	663	620	585	753	484	418	381	390	478	304	245	239	195	275
Karagandy	680	534	574	477	535	329	295	295	291	307	351	239	279	186	228
Kostanai	673	639	536	532	718	390	361	337	327	447	283	278	199	205	271
Kyzylorda	572	485	488	454	648	325	297	309	274	414	247	188	179	180	234
Mangystau	173	167	167	178	219	115	120	123	126	158	58	47	44	52	61
Pavlodar	334	366	318	325	390	198	216	201	205	236	136	150	117	120	154
Soltustik Kazakhstan	696	567	547	509	497	389	359	342	344	337	307	208	205	165	160
Turkistan*	1920	2029	1774	1776	2241	1106	1153	1065	1033	1374	814	876	709	743	867
Shygys Kazakhstan	802	872	1044	1059	1325	498	531	647	657	812	304	341	397	402	513

Continuation

	Per 100000 people														
	total					male					female				
	2016	2017	2018	2019	2020	2016	2017	2018	2019	2020	2016	2017	2018	2019	2020

## Total

<b>Republic of Kazakhstan</b>	178.92	174.83	167.28	163.14	193.79	206.73	200.78	196.79	195.55	232.12	152.88	150.49	139.57	132.65	157.69
Akmola	272.93	259.14	205.48	198.33	230.39	315.23	286.76	252.53	248.82	285.54	233.32	233.22	161.15	150.69	178.30
Aktobe	167.81	140.78	130.49	129.39	147.07	196.66	174.71	159.25	169.18	181.73	140.80	108.97	103.49	91.97	114.41
Almaty	124.45	130.03	117.94	123.67	154.39	151.68	160.21	141.81	155.93	193.00	97.99	100.56	94.54	92.07	116.60
Atyrau	146.58	131.90	106.18	100.39	127.00	172.21	145.55	130.06	135.09	163.51	121.79	118.66	82.98	66.63	91.48
Batys Kazakhstan	215.72	220.27	215.05	209.45	238.67	255.64	257.23	256.06	248.79	295.56	178.37	185.60	176.49	172.38	184.95
Zhambyl	160.46	150.14	138.67	129.46	160.58	197.20	185.86	170.31	164.84	202.35	125.01	115.60	108.01	95.09	119.88
Karagandy	327.73	314.27	321.34	325.47	351.86	342.57	321.15	337.73	346.12	372.15	314.38	308.06	306.55	306.80	333.49
Kostanai	178.91	184.98	164.84	174.12	263.00	216.18	222.19	210.70	211.87	322.14	145.41	151.46	123.42	139.98	209.49
Kyzylorda	140.94	123.50	112.58	114.65	145.72	160.91	147.57	142.15	136.97	178.53	120.97	99.35	82.87	92.18	112.67
Mangystau	71.68	59.86	56.48	56.94	64.58	91.45	82.89	75.88	77.83	90.81	52.07	37.00	37.22	36.19	38.52
Pavlodar	217.60	221.58	190.23	198.14	234.70	242.01	251.81	230.54	243.14	275.16	195.77	194.47	154.01	157.66	198.26
Soltustik Kazakhstan	248.57	217.49	222.44	198.50	200.09	280.03	270.21	283.39	266.03	259.85	219.85	169.28	166.62	136.58	145.29
Turkistan*	139.73	138.71	128.30	126.15	150.51	159.76	156.56	150.09	143.56	179.60	119.92	120.48	105.96	108.24	120.56
Shygys Kazakhstan	199.81	216.49	257.47	255.81	330.72	248.21	259.30	304.80	307.99	391.32	155.78	177.50	214.30	208.16	275.34
Nur-Sultan city	152.28	123.10	124.80	115.87	129.19	173.34	136.40	146.41	140.20	157.70	132.68	110.74	104.80	93.42	102.89
Almaty city	175.16	190.13	187.22	165.13	191.52	208.83	220.58	220.14	201.28	234.84	146.79	164.53	159.55	134.60	154.79
Shymkent city	-	146.10	129.41	124.27	143.14	-	161.19	150.15	150.86	174.71	-	132.11	110.19	99.60	113.67

## Urban population

<b>Republic of Kazakhstan</b>	209.42	204.95	199.74	193.07	224.22	242.42	234.09	234.15	229.70	266.19	180.09	178.99	169.05	160.36	186.66
Akmola	320.89	308.01	241.05	244.12	267.84	366.43	341.59	290.67	312.63	328.46	280.60	278.21	196.89	183.05	213.76
Aktobe	197.54	161.44	155.35	146.64	161.23	225.63	202.64	190.80	188.66	196.06	172.23	124.01	123.08	108.32	129.40
Almaty	175.95	175.47	175.30	183.29	209.57	211.68	211.49	211.66	231.10	264.08	143.29	142.46	141.91	139.51	159.85
Atyrau	154.38	137.68	116.83	106.87	136.61	186.50	162.16	147.51	145.41	182.27	124.83	114.98	88.31	70.80	93.84
Batys Kazakhstan	239.64	237.79	237.61	231.99	272.85	286.81	277.96	291.59	270.38	346.63	198.99	203.04	190.68	198.44	208.14
Zhambyl	222.23	226.99	209.90	195.50	236.98	279.00	284.17	264.14	247.27	305.40	171.05	175.31	160.81	148.61	174.96
Karagandy	351.21	346.55	351.37	365.03	392.06	375.08	353.23	373.96	385.07	414.38	330.44	340.73	331.63	347.49	372.49
Kostanai	193.14	209.00	190.83	196.07	309.61	238.61	260.59	246.52	237.66	378.67	154.65	165.25	143.52	160.60	250.69
Kyzylorda	151.81	138.57	114.58	130.12	146.88	178.26	165.39	147.88	157.75	175.01	126.50	112.87	82.57	103.47	119.68
Mangystau	97.96	82.17	78.11	78.14	84.70	122.07	109.48	96.15	103.15	115.96	74.32	54.70	60.03	53.22	53.67
Pavlodar	245.98	245.10	209.67	219.61	259.00	271.03	277.53	252.93	269.92	303.88	224.55	217.31	172.57	176.49	220.54
Soltustik Kazakhstan	285.81	260.19	273.98	231.85	235.56	325.61	320.24	359.32	311.33	297.12	252.76	210.23	202.84	165.51	184.18
Turkistan*	160.94	181.35	197.11	187.94	198.00	185.65	208.25	224.69	211.26	229.64	137.49	154.24	169.17	164.26	165.91
Shygys Kazakhstan	236.64	252.96	296.42	289.13	375.62	297.58	304.31	347.44	346.87	442.57	184.47	208.92	252.56	239.43	317.95
Nur-Sultan city	152.28	123.10	124.80	115.87	129.19	173.34	136.40	146.41	140.20	157.70	132.68	110.74	104.80	93.42	102.89
Almaty city	175.16	190.13	187.22	165.13	191.52	208.83	220.58	220.14	201.28	234.84	146.79	164.53	159.55	134.60	154.79
Shymkent city	-	146.10	129.41	124.27	143.14	-	161.19	150.15	150.86	174.71	-	132.11	110.19	99.60	113.67

	Per 100000 people														
	total					male					female				
	2016	2017	2018	2019	2020	2016	2017	2018	2019	2020	2016	2017	2018	2019	2020
<b>Rural population</b>															
<b>Republic of Kazakhstan</b>	138.35	133.62	122.43	120.86	150.21	162.13	157.97	148.33	150.30	186.34	114.47	109.12	96.27	91.07	113.59
Akmola	229.82	215.22	173.72	157.39	196.68	271.70	240.13	220.31	194.85	249.00	188.58	190.62	127.54	120.22	144.65
Aktobe	117.92	93.15	71.27	87.27	111.64	150.55	113.65	88.03	124.12	147.79	85.35	72.48	54.33	49.89	74.83
Almaty	108.13	116.08	101.07	106.66	138.89	133.44	145.12	122.14	135.42	173.94	83.07	87.19	80.01	77.94	103.90
Atyrau	139.43	125.54	94.52	92.55	115.47	159.73	128.13	111.83	123.15	141.95	118.86	122.90	76.88	61.37	88.53
Batys Kazakhstan	191.62	201.99	190.83	184.81	200.80	226.80	237.37	220.98	227.02	243.32	155.84	165.91	160.02	141.64	157.27
Zhambyl	118.69	98.96	91.73	86.00	110.16	145.02	124.05	111.96	113.71	138.37	92.07	73.57	71.22	57.83	81.33
Karagandy	237.64	188.82	204.09	170.36	192.72	227.65	206.31	207.33	205.31	218.12	247.83	170.93	200.77	134.52	166.60
Kostanai	162.79	157.17	134.01	144.25	198.14	192.43	180.67	171.09	179.23	249.03	134.28	134.46	98.03	110.00	148.19
Kyzylorda	132.46	111.59	111.00	102.28	144.79	147.88	134.06	137.78	120.98	181.26	116.47	88.23	83.11	82.80	106.78
Mangystau	49.86	43.93	41.84	42.93	51.29	66.29	63.69	62.05	61.05	74.21	33.44	24.51	21.90	24.97	28.49
Pavlodar	149.64	164.97	143.50	146.65	176.39	177.78	194.68	180.97	184.15	212.01	121.61	135.24	105.85	108.80	140.28
Soltustik Kazakhstan	219.33	182.92	179.73	170.30	169.49	247.28	233.18	225.89	231.04	230.50	191.85	133.32	134.04	110.00	108.82
Turkistan*	122.30	128.22	111.48	110.82	138.44	139.28	143.95	131.99	126.91	167.00	104.93	112.10	90.38	94.22	108.92
Shygys Kazakhstan	144.34	160.11	195.62	201.86	256.74	179.49	195.04	242.27	249.89	313.44	109.27	125.20	148.90	153.61	199.58

## From accidents, poisonings and injuries

	Number of deaths, people														
	total					male					female				
	2016	2017	2018	2019	2020	2016	2017	2018	2019	2020	2016	2017	2018	2019	2020
<b>Total population</b>															
<b>Republic of Kazakhstan</b>	13355	12539	12171	12098	10834	10395	9725	9432	9460	8559	2960	2814	2739	2638	2275
Akmola	767	828	640	610	650	601	651	523	500	528	166	177	117	110	122
Aktobe	580	515	540	490	458	479	416	427	382	364	101	99	113	108	94
Almaty	1513	1505	1390	1412	1252	1186	1159	1094	1082	995	327	346	296	330	257
Atyrau	333	294	309	277	283	275	239	246	233	235	58	55	63	44	48
Batys Kazakhstan	533	537	516	508	479	430	422	410	411	396	103	115	106	97	83
Zhambyl	790	719	686	693	589	609	543	547	530	467	181	176	139	163	122
Karagandy	1309	1202	1169	1109	1020	1011	930	910	864	810	298	272	259	245	210
Kostanai	942	901	822	826	824	732	707	619	660	633	210	194	203	166	191
Kyzylorda	333	278	281	308	300	265	232	221	267	243	68	46	60	41	57
Mangystau	303	280	281	270	254	224	216	220	212	203	79	64	61	58	51
Pavlodar	758	659	706	716	667	633	514	550	583	526	125	145	156	133	141
Soltustik Kazakhstan	703	607	585	591	558	556	488	449	457	451	147	119	136	134	107
Turkistan*	1463	1034	1015	1035	822	1100	768	775	788	635	363	266	240	247	187
Shygys Kazakhstan	1653	1580	1560	1493	1288	1284	1245	1206	1169	1017	369	335	354	324	271
Nur-Sultan city	471	431	446	421	399	368	326	345	325	306	103	105	101	96	93
Almaty city	904	780	852	912	616	642	582	607	686	463	262	198	245	226	153
Shymkent city	-	389	373	427	375	-	287	283	311	287	-	102	90	116	88
<b>Urban population</b>															
<b>Republic of Kazakhstan</b>	7297	6780	6921	6792	6027	5588	5206	5295	5245	4688	1709	1574	1626	1547	1339
Akmola	372	383	319	286	308	291	297	260	231	240	81	86	59	55	68
Aktobe	339	329	350	337	293	277	264	263	264	235	62	65	87	73	58
Almaty	415	389	394	393	350	324	297	314	278	282	91	92	80	115	68
Atyrau	145	121	155	132	135	114	101	124	110	114	31	20	31	22	21
Batys Kazakhstan	249	236	259	226	239	197	182	197	167	203	52	54	62	59	36
Zhambyl	336	296	306	302	266	250	222	240	233	210	86	74	66	69	56
Karagandy	1003	946	938	854	795	760	728	722	665	621	243	218	216	189	174
Kostanai	427	428	419	425	452	329	342	317	333	334	98	86	102	92	118
Kyzylorda	137	141	142	155	139	110	113	111	134	108	27	28	31	21	31
Mangystau	129	140	137	134	112	92	110	112	104	89	37	30	25	30	23
Pavlodar	518	428	485	453	448	435	323	380	374	353	83	105	105	79	95
Soltustik Kazakhstan	284	233	212	225	183	224	187	160	175	143	60	46	52	50	40
Turkistan*	639	225	227	199	175	475	168	180	161	125	164	57	47	38	50

Continuation

	Number of deaths, people														
	total					male					female				
	2016	2017	2018	2019	2020	2016	2017	2018	2019	2020	2016	2017	2018	2019	2020
Shygys Kazakhstan	929	885	907	911	742	700	677	680	694	575	229	208	227	217	167
Nur-Sultan city	471	431	446	421	399	368	326	345	325	306	103	105	101	96	93
Almaty city	904	780	852	912	616	642	582	607	686	463	262	198	245	226	153
Shymkent city	-	389	373	427	375	-	287	283	311	287	-	102	90	116	88
<b>Rural population</b>															
<b>Republic of Kazakhstan</b>	6058	5759	5250	5306	4807	4807	4519	4137	4215	3871	1251	1240	1113	1091	936
Akmola	395	445	321	324	342	310	354	263	269	288	85	91	58	55	54
Aktobe	241	186	190	153	165	202	152	164	118	129	39	34	26	35	36
Almaty	1098	1116	996	1019	902	862	862	780	804	713	236	254	216	215	189
Atyrau	188	173	154	145	148	161	138	122	123	121	27	35	32	22	27
Batys Kazakhstan	284	301	257	282	240	233	240	213	244	193	51	61	44	38	47
Zhambyl	454	423	380	391	323	359	321	307	297	257	95	102	73	94	66
Karagandy	306	256	231	255	225	251	202	188	199	189	55	54	43	56	36
Kostanai	515	473	403	401	372	403	365	302	327	299	112	108	101	74	73
Kyzylorda	196	137	139	153	161	155	119	110	133	135	41	18	29	20	26
Mangystau	174	140	144	136	142	132	106	108	108	114	42	34	36	28	28
Pavlodar	240	231	221	263	219	198	191	170	209	173	42	40	51	54	46
Soltustik Kazakhstan	419	374	373	366	375	332	301	289	282	308	87	73	84	84	67
Turkistan*	824	809	788	836	647	625	600	595	627	510	199	209	193	209	137
Shygys Kazakhstan	724	695	653	582	546	584	568	526	475	442	140	127	127	107	104

Continuation

	Per 100000 people														
	total					male					female				
	2016	2017	2018	2019	2020	2016	2017	2018	2019	2020	2016	2017	2018	2019	2020
<b>Total</b>															
<b>Republic of Kazakhstan</b>	75.05	69.52	66.59	65.35	57.76	120.80	111.40	106.55	105.42	94.08	32.21	30.23	29.06	27.65	23.55
Akmola	103.73	112.40	86.63	82.69	88.30	168.10	182.48	145.94	139.63	147.66	43.47	46.59	30.76	28.98	32.23
Aktobe	69.03	60.47	62.52	55.96	51.58	117.90	100.94	102.10	90.01	84.48	23.27	22.52	25.37	23.93	20.56
Almaty	76.98	75.24	68.54	68.97	60.58	122.46	117.30	108.95	106.78	97.33	32.80	34.18	28.91	31.91	24.60
Atyrau	55.41	47.87	49.26	43.31	43.46	93.04	79.06	79.59	73.89	73.19	18.99	17.64	19.80	13.57	14.54
Batys Kazakhstan	83.38	83.36	79.43	77.61	72.68	139.15	135.35	130.25	129.43	123.72	31.19	34.59	31.66	28.78	24.48
Zhambyl	70.98	64.41	61.18	61.45	51.91	111.40	98.94	99.11	95.37	83.41	31.96	31.02	24.41	28.49	21.23
Karagandy	94.60	87.00	84.74	80.50	74.11	154.27	142.02	139.06	132.09	123.85	40.91	37.42	35.72	33.86	29.07
Kostanai	106.87	102.69	94.03	94.87	95.09	175.43	170.01	149.23	159.63	153.78	45.24	42.04	44.19	36.31	41.99
Kyzylorda	43.30	35.73	35.63	38.55	37.08	68.89	59.54	55.90	66.62	59.84	17.69	11.84	15.25	10.30	14.15
Mangystau	47.73	42.97	41.99	39.22	35.82	70.88	66.56	65.98	61.79	57.43	24.78	19.57	18.16	16.79	14.34
Pavlodar	100.03	87.18	93.59	95.08	88.75	176.89	143.81	154.07	163.50	147.69	31.25	36.38	39.26	33.55	35.66
Soltustik Kazakhstan	124.11	108.21	105.11	107.14	102.15	205.67	182.13	168.76	173.18	172.59	49.64	40.61	46.82	46.57	37.55
Turkistan*	51.16	52.44	51.25	51.75	40.48	77.35	77.08	77.29	77.70	61.65	25.25	27.27	24.55	25.06	18.69
Shygys Kazakhstan	118.68	113.94	112.95	108.66	94.24	193.50	188.35	183.06	178.24	155.82	50.60	46.17	49.01	45.11	37.95
Nur-Sultan city	51.05	43.03	42.30	38.02	34.39	82.74	67.58	68.08	61.16	54.96	21.55	20.22	18.44	16.67	15.41
Almaty city	52.34	43.90	46.60	48.36	31.64	81.30	71.72	72.70	79.45	51.83	27.95	20.52	24.66	22.11	14.52
Shymkent city	-	41.73	38.04	41.71	35.50	-	63.98	60.02	63.15	56.28	-	21.09	17.68	21.84	16.11
<b>Urban population</b>															
<b>Republic of Kazakhstan</b>	71.83	65.06	65.27	62.66	54.57	116.91	106.04	105.94	102.56	89.87	31.78	28.56	29.01	27.02	22.97
Akmola	106.30	109.84	91.54	82.14	88.32	177.13	181.17	158.43	140.77	145.98	43.63	46.55	32.00	29.88	36.89
Aktobe	64.39	55.38	57.54	54.25	46.18	111.01	93.36	90.74	89.10	77.57	22.39	20.88	27.32	22.46	17.49
Almaty	87.76	82.84	85.48	86.47	77.21	143.48	132.23	142.32	127.98	130.42	36.83	37.55	33.29	48.47	28.68
Atyrau	50.42	37.61	47.28	37.72	38.03	82.73	65.25	78.50	65.02	66.38	20.69	11.98	18.25	12.17	11.46
Batys Kazakhstan	77.59	71.76	77.02	66.12	69.01	132.63	119.31	125.97	104.77	125.43	30.17	30.63	34.47	32.34	19.51
Zhambyl	74.82	66.33	68.69	67.48	58.97	117.42	104.79	113.40	109.53	97.92	36.41	31.56	28.23	29.38	23.67
Karagandy	91.38	86.09	85.41	77.80	72.35	148.78	142.23	140.99	129.79	120.98	41.41	37.14	36.85	32.29	29.72
Kostanai	91.23	90.91	88.35	84.68	89.65	153.32	158.30	145.52	144.15	143.89	38.66	33.76	39.78	33.97	43.37
Kyzylorda	40.62	41.05	40.68	43.65	38.45	66.70	67.23	64.88	76.87	60.77	15.67	15.96	17.41	11.62	16.86
Mangystau	44.81	51.59	50.71	48.93	39.69	64.54	80.82	82.84	76.08	63.31	25.46	22.17	18.53	21.87	16.24



	Per 100000 people														
	total					male					female				
	2016	2017	2018	2019	2020	2016	2017	2018	2019	2020	2016	2017	2018	2019	2020
Pavlodar	96.90	80.14	91.04	85.25	84.45	176.49	131.05	154.52	152.49	144.18	28.81	36.51	36.61	27.61	33.26
Soltustik Kazakhstan	114.00	92.84	84.06	89.02	72.33	198.20	164.07	139.54	152.19	124.23	44.09	33.58	37.81	36.30	29.00
Turkistan*	49.54	57.80	58.34	50.07	42.52	75.63	85.96	91.92	80.41	60.30	24.78	29.40	24.31	19.27	24.47
Shygys Kazakhstan	110.97	105.10	107.03	107.25	87.23	181.29	174.15	173.59	176.62	146.08	50.77	45.89	49.81	47.54	36.54
Nur-Sultan city	51.05	43.03	42.30	38.02	34.39	82.74	67.58	68.08	61.16	54.96	21.55	20.22	18.44	16.67	15.41
Almaty city	52.34	43.90	46.60	48.36	31.64	81.30	71.72	72.70	79.45	51.83	27.95	20.52	24.66	22.11	14.52
Shymkent city	-	41.73	38.04	41.71	35.50	-	63.98	60.02	63.15	56.28	-	21.09	17.68	21.84	16.11
<b>Rural population</b>															
<b>Republic of Kazakhstan</b>	79.34	75.61	68.43	69.14	62.34	125.66	118.29	107.34	109.21	99.74	32.83	32.66	29.15	28.60	24.44
Akmola	101.43	114.70	82.25	83.19	88.27	160.43	183.60	135.38	138.67	149.09	43.32	46.63	29.59	28.14	27.80
Aktobe	76.81	72.19	74.40	60.14	65.09	128.86	117.51	127.76	92.12	100.87	24.84	26.50	20.47	27.71	28.66
Almaty	73.56	72.90	63.55	63.97	55.90	116.07	112.90	99.55	101.00	88.46	31.47	33.10	27.56	26.98	23.41
Atyrau	59.99	59.18	51.43	50.08	49.97	102.05	93.55	80.73	84.15	81.02	17.35	24.17	21.58	15.34	18.39
Batys Kazakhstan	89.21	95.45	82.01	90.17	76.74	145.18	150.71	134.48	154.30	121.98	32.31	39.07	28.39	24.58	30.42
Zhambyl	68.38	63.14	56.22	57.48	47.25	107.56	95.26	90.22	86.59	74.40	28.77	30.63	21.75	27.88	19.52
Karagandy	106.94	90.52	82.13	91.07	81.05	173.68	141.27	132.13	140.40	134.28	38.83	38.62	30.94	40.50	26.31
Kostanai	124.57	116.34	100.76	108.73	102.66	198.84	182.67	153.32	179.23	166.58	53.14	52.24	49.76	39.71	39.92
Kyzylorda	45.39	31.52	31.62	34.47	35.98	70.53	53.71	49.05	58.73	59.11	19.33	8.45	13.46	9.20	11.86
Mangystau	50.15	36.82	36.08	32.80	33.26	76.09	56.26	54.48	52.33	53.54	24.21	17.73	17.92	13.44	13.08
Pavlodar	107.52	104.12	99.73	118.67	99.05	177.78	172.15	153.06	187.74	155.41	37.56	36.06	46.14	48.96	41.90
Soltustik Kazakhstan	132.04	120.66	122.56	122.45	127.89	211.04	195.51	190.88	189.40	210.67	54.37	46.79	54.92	56.00	45.57
Turkistan*	52.49	51.13	49.52	52.17	39.97	78.71	74.91	73.74	77.03	61.99	25.65	26.75	24.60	26.50	17.21
Shygys Kazakhstan	130.30	127.61	122.36	110.94	105.79	210.49	208.63	196.96	180.66	170.62	50.32	46.63	47.63	40.89	40.46

## From neoplasms

	Number of deaths, people														
	total					male					female				
	2016	2017	2018	2019	2020	2016	2017	2018	2019	2020	2016	2017	2018	2019	2020
<b>Total population</b>															
<b>Republic of Kazakhstan</b>	16051	15479	15150	15014	15136	8594	8202	8148	8096	8084	7457	7277	7002	6918	7052
Akmola	921	905	798	856	756	514	526	464	546	429	407	379	334	310	327
Aktobe	684	627	606	619	533	368	333	337	310	305	316	294	269	309	228
Almaty	1278	1245	1204	1233	1287	690	644	620	650	676	588	601	584	583	611
Atyrau	528	502	434	428	417	287	270	223	245	213	241	232	211	183	204
Batys Kazakhstan	645	618	621	602	650	361	325	342	340	374	284	293	279	262	276
Zhambyl	976	998	856	827	859	502	519	457	465	467	474	479	399	362	392
Karagandy	1421	1220	1293	1255	1321	776	661	724	675	693	645	559	569	580	628
Kostanai	861	840	839	794	794	447	473	452	394	444	414	367	387	400	350
Kyzylorda	550	485	484	481	510	289	262	272	253	285	261	223	212	228	225
Mangystau	364	368	362	388	362	195	181	179	209	184	169	187	183	179	178
Pavlodar	1102	1014	957	977	936	571	532	555	542	507	531	482	402	435	429
Soltustik Kazakhstan	742	698	685	678	572	443	390	383	376	347	299	308	302	302	225
Turkistan*	1491	1077	962	1037	1074	772	557	491	565	556	719	520	471	472	518
Shygys Kazakhstan	1836	1777	1821	1788	1791	1090	1006	1064	998	992	746	771	757	790	799
Nur-Sultan city	864	836	924	888	836	433	423	483	474	435	431	413	441	414	401
Almaty city	1788	1695	1710	1606	1792	856	826	795	762	854	932	869	915	844	938
Shymkent city	-	574	594	557	646	-	274	307	292	323	-	300	287	265	323
<b>Urban population</b>															
<b>Republic of Kazakhstan</b>	10675	10205	10236	10100	10331	5546	5265	5385	5313	5349	5129	4940	4851	4787	4982
Akmola	512	508	448	485	444	253	292	254	291	242	259	216	194	194	202
Aktobe	481	458	462	469	396	255	239	249	231	225	226	219	213	238	171
Almaty	443	394	416	434	435	235	196	212	227	217	208	198	204	207	218
Atyrau	280	276	256	252	262	152	141	124	134	125	128	135	132	118	137
Batys Kazakhstan	363	330	342	352	381	192	161	183	192	203	171	169	159	160	178

Continuation

	Number of deaths, people														
	total					male					female				
	2016	2017	2018	2019	2020	2016	2017	2018	2019	2020	2016	2017	2018	2019	2020
Zhambyl	518	552	440	433	496	260	270	224	244	264	258	282	216	189	232
Karagandy	1170	1011	1063	1035	1093	625	530	565	545	574	545	481	498	490	519
Kostanai	525	512	521	520	538	265	282	279	253	298	260	230	242	267	240
Kyzylorda	279	234	240	229	242	137	125	134	109	121	142	109	106	120	121
Mangystau	184	178	185	201	191	96	82	99	110	90	88	96	86	91	101
Pavlodar	806	766	724	740	694	400	394	406	395	372	406	372	318	345	322
Soltustik Kazakhstan	423	391	401	393	365	242	207	210	211	219	181	184	191	182	146
Turkistan*	776	274	247	265	278	409	137	143	164	130	367	137	104	101	148
Shygys Kazakhstan	1263	1216	1263	1241	1242	736	686	718	679	657	527	530	545	562	585
Nur-Sultan city	864	836	924	888	836	433	423	483	474	435	431	413	441	414	401
Almaty city	1788	1695	1710	1606	1792	856	826	795	762	854	932	869	915	844	938
Shymkent city	-	574	594	557	646	-	274	307	292	323	-	300	287	265	323
<b>Rural population</b>															
<b>Republic of Kazakhstan</b>	5376	5274	4914	4914	4805	3048	2937	2763	2783	2735	2328	2337	2151	2131	2070
Akmola	409	397	350	371	312	261	234	210	255	187	148	163	140	116	125
Aktobe	203	169	144	150	137	113	94	88	79	80	90	75	56	71	57
Almaty	835	851	788	799	852	455	448	408	423	459	380	403	380	376	393
Atyrau	248	226	178	176	155	135	129	99	111	88	113	97	79	65	67
Batys Kazakhstan	282	288	279	250	269	169	164	159	148	171	113	124	120	102	98
Zhambyl	458	446	416	394	363	242	249	233	221	203	216	197	183	173	160
Karagandy	251	209	230	220	228	151	131	159	130	119	100	78	71	90	109
Kostanai	336	328	318	274	256	182	191	173	141	146	154	137	145	133	110
Kyzylorda	271	251	244	252	268	152	137	138	144	164	119	114	106	108	104
Mangystau	180	190	177	187	171	99	99	80	99	94	81	91	97	88	77
Pavlodar	296	248	233	237	242	171	138	149	147	135	125	110	84	90	107
Soltustik Kazakhstan	319	307	284	285	207	201	183	173	165	128	118	124	111	120	79
Turkistan*	715	803	715	772	796	363	420	348	401	426	352	383	367	371	370
Shygys Kazakhstan	573	561	558	547	549	354	320	346	319	335	219	241	212	228	214

Continuation

	Per 100000 people														
	total					male					female				
	2016	2017	2018	2019	2020	2016	2017	2018	2019	2020	2016	2017	2018	2019	2020
<b>Total</b>															
<b>Republic of Kazakhstan</b>	90.20	85.81	82.89	81.10	80.70	99.87	93.95	92.04	90.22	88.86	81.15	78.18	74.30	72.52	73.01
Akmola	124.56	122.85	108.02	116.04	102.70	143.77	147.44	129.47	152.48	119.98	106.58	99.76	87.81	81.67	86.38
Aktobe	81.40	73.62	70.17	70.69	60.02	90.58	80.80	80.58	73.05	70.79	72.82	66.88	60.38	68.48	49.88
Almaty	65.02	62.24	59.37	60.22	62.27	71.24	65.18	61.74	64.15	66.13	58.98	59.37	57.03	56.38	58.49
Atyrau	87.85	81.74	69.19	66.92	64.04	97.10	89.32	72.15	77.69	66.34	78.90	74.40	66.32	56.45	61.80
Batys Kazakhstan	100.90	95.93	95.59	91.97	98.62	116.82	104.24	108.65	107.07	116.85	86.00	88.14	83.32	77.73	81.41
Zhambyl	87.69	89.41	76.34	73.33	75.71	91.83	94.57	82.80	83.68	83.41	83.69	84.41	70.07	63.28	68.21
Karagandy	102.69	88.30	93.73	91.09	95.97	118.41	100.94	110.64	103.19	105.96	88.55	76.91	78.47	80.15	86.94
Kostanai	97.68	95.74	95.97	91.19	91.63	107.13	113.74	108.97	95.30	107.86	89.18	79.52	84.24	87.49	76.94
Kyzylorda	71.51	62.33	61.36	60.21	63.04	75.12	67.24	68.80	63.12	70.18	67.90	57.40	53.89	57.27	55.84
Mangystau	57.34	56.48	54.09	56.35	51.04	61.71	55.77	53.68	60.92	52.05	53.01	57.18	54.49	51.82	50.04
Pavlodar	145.42	134.14	126.86	129.75	124.54	159.57	148.85	155.47	152.00	142.36	132.76	120.95	101.17	109.73	108.49
Soltustik Kazakhstan	130.99	124.43	123.08	122.91	104.71	163.87	145.56	143.95	142.49	132.79	100.97	105.12	103.96	104.95	78.96
Turkistan*	52.14	54.62	48.57	51.85	52.90	54.28	55.90	48.97	55.71	53.98	50.01	53.32	48.17	47.88	51.78
Shygys Kazakhstan	131.82	128.15	131.85	130.13	131.05	164.26	152.19	161.51	152.17	151.99	102.30	106.25	104.80	110.00	111.90
Nur-Sultan city	93.64	83.46	87.63	80.20	72.05	97.35	87.69	95.31	89.20	78.13	90.19	79.54	80.52	71.89	66.44
Almaty city	103.53	95.40	93.53	85.17	92.04	108.41	101.79	95.22	88.25	95.59	99.42	90.04	92.11	82.56	89.02
Shymkent city	-	61.57	60.57	54.41	61.16	-	61.09	65.11	59.29	63.33	-	62.02	56.37	49.90	59.12
<b>Urban population</b>															
<b>Republic of Kazakhstan</b>	105.09	97.93	96.53	93.18	93.54	116.03	107.24	107.74	103.89	102.54	95.36	89.64	86.53	83.61	85.47
Akmola	146.30	145.69	128.56	139.29	127.32	154.00	178.12	154.78	177.34	147.20	139.49	116.91	105.22	105.38	109.59
Aktobe	91.36	77.10	75.95	75.49	62.41	102.19	84.52	85.91	77.96	74.27	81.60	70.36	66.88	73.24	51.58



	Per 100000 people														
	total					male					female				
	2016	2017	2018	2019	2020	2016	2017	2018	2019	2020	2016	2017	2018	2019	2020
Almaty	93.68	83.90	90.25	95.49	95.96	104.07	87.27	96.09	104.50	100.36	84.19	80.82	84.89	87.25	91.94
Atyrau	97.35	85.78	78.09	72.01	73.80	110.30	91.09	78.50	79.21	72.79	85.44	80.85	77.71	65.27	74.75
Batys Kazakhstan	113.12	100.35	101.71	102.98	110.01	129.27	105.55	117.02	120.45	125.43	99.21	95.85	88.39	87.71	96.48
Zhambyl	115.34	123.69	98.78	96.74	109.95	122.12	127.45	105.84	114.70	123.09	109.24	120.29	92.38	80.48	98.05
Karagandy	106.59	92.01	96.79	94.29	99.47	122.35	103.55	110.33	106.37	111.83	92.88	81.94	84.95	83.71	88.64
Kostanai	112.17	108.75	109.86	103.61	106.71	123.50	130.53	128.08	109.52	128.38	102.58	90.28	94.38	98.58	88.22
Kyzylorda	82.73	68.12	68.75	64.49	66.94	83.07	74.37	78.32	62.52	68.09	82.40	62.14	59.54	66.40	65.83
Mangystau	63.92	65.59	68.48	73.40	67.69	67.35	60.25	73.22	80.47	64.03	60.55	70.96	63.73	66.35	71.32
Pavlodar	150.77	143.43	135.90	139.26	130.82	162.29	159.86	165.10	161.05	151.94	140.91	129.34	110.87	120.57	112.72
Soltustik Kazakhstan	169.80	155.80	159.00	155.49	144.26	214.13	181.61	183.15	183.49	190.26	132.99	134.31	138.86	132.11	105.87
Turkistan*	60.16	70.38	63.48	66.67	67.54	65.12	70.10	73.02	81.91	62.72	55.45	70.67	53.80	51.21	72.43
Shygys Kazakhstan	150.87	144.41	149.03	146.10	146.01	190.62	176.46	183.29	172.80	166.92	116.84	116.93	119.59	123.11	128.01
Nur-Sultan city	93.64	83.46	87.63	80.20	72.05	97.35	87.69	95.31	89.20	78.13	90.19	79.54	80.52	71.89	66.44
Almaty city	103.53	95.40	93.53	85.17	92.04	108.41	101.79	95.22	88.25	95.59	99.42	90.04	92.11	82.56	89.02
Shymkent city	-	61.57	60.57	54.41	61.16	-	61.09	65.11	59.29	63.33	-	62.02	56.37	49.90	59.12
<b>Rural population</b>															
<b>Republic of Kazakhstan</b>	70.40	69.24	64.05	64.03	62.32	79.68	76.88	71.69	72.11	70.47	61.09	61.55	56.33	55.86	54.05
Akmola	105.02	102.33	89.68	95.26	80.53	135.07	121.36	108.10	131.45	96.81	75.43	83.52	71.42	59.34	64.35
Aktobe	64.70	65.59	56.39	58.96	54.04	72.08	72.67	68.55	61.67	62.55	57.32	58.45	44.10	56.22	45.38
Almaty	55.94	55.59	50.28	50.16	52.80	61.26	58.68	52.07	53.14	56.95	50.67	52.52	48.49	47.19	48.67
Atyrau	79.13	77.31	59.45	60.78	52.33	85.57	87.45	65.51	75.94	58.92	72.60	66.97	53.27	45.33	45.63
Batys Kazakhstan	88.58	91.32	89.03	79.93	86.01	105.30	102.99	100.39	93.59	108.07	71.59	79.43	77.43	65.97	63.42
Zhambyl	68.98	66.57	61.55	57.92	53.10	72.51	73.90	68.47	64.43	58.77	65.42	59.16	54.53	51.30	47.32
Karagandy	87.72	73.90	81.78	78.57	82.13	104.48	91.61	111.75	91.72	84.55	70.61	55.79	51.09	65.09	79.65
Kostanai	81.27	80.68	79.51	74.29	70.65	89.80	95.59	87.83	77.28	81.34	73.07	66.26	71.43	71.36	60.15
Kyzylorda	62.75	57.75	55.50	56.77	59.88	69.16	61.84	61.54	63.58	71.81	56.11	53.50	49.22	49.68	47.46
Mangystau	51.88	49.98	44.35	45.10	40.05	57.07	52.54	40.36	47.97	44.15	46.69	47.46	48.29	42.25	35.97
Pavlodar	132.61	111.78	105.14	106.94	109.45	153.54	124.38	134.15	132.05	121.28	111.78	99.18	76.00	81.60	97.47
Soltustik Kazakhstan	100.53	99.04	93.31	95.35	70.59	127.77	118.86	114.27	110.82	87.55	73.74	79.48	72.58	80.00	53.73
Turkistan*	45.55	50.75	44.93	48.17	49.17	45.71	52.44	43.13	49.26	51.78	45.38	49.01	46.78	47.05	46.48
Shygys Kazakhstan	103.12	103.01	104.56	104.27	106.38	127.59	117.54	129.56	121.33	129.31	78.72	88.48	79.51	87.12	83.26

## From respiratory diseases

	Number of deaths, people														
	total					male					female				
	2016	2017	2018	2019	2020	2016	2017	2018	2019	2020	2016	2017	2018	2019	2020
<b>Total population</b>															
<b>Republic of Kazakhstan</b>	18172	16635	15885	16272	23047	10318	9591	9165	9498	13170	7854	7044	6720	6774	9877
Akmola	781	743	635	604	887	503	470	415	420	520	278	273	220	184	367
Aktobe	873	853	895	935	1656	444	463	472	496	850	429	390	423	439	806
Almaty	2907	2541	2437	2680	3117	1633	1495	1395	1519	1829	1274	1046	1042	1161	1288
Atyrau	535	481	505	631	1047	261	239	259	340	567	274	242	246	291	480
Batys Kazakhstan	807	698	733	769	919	461	390	414	442	526	346	308	319	327	393
Zhambyl	859	862	987	1063	1623	507	483	588	617	916	352	379	399	446	707
Karagandy	1371	1400	1297	1243	1351	789	804	772	763	798	582	596	525	480	553
Kostanai	1981	1680	1494	1526	1543	1116	954	895	884	881	865	726	599	642	662
Kyzylorda	613	619	530	523	1103	352	341	271	276	615	261	278	259	247	488
Mangystau	243	238	320	308	695	147	153	195	183	416	96	85	125	125	279
Pavlodar	842	822	804	727	1175	509	502	503	463	726	333	320	301	264	449
Soltustik Kazakhstan	1141	1075	966	983	1492	652	681	587	634	910	489	394	379	349	582
Turkistan*	842	773	795	737	1554	452	444	424	408	840	390	329	371	329	714
Shygys Kazakhstan	2487	2067	1636	1430	1376	1434	1189	966	883	823	1053	878	670	547	553
Nur-Sultan city	339	313	321	344	610	198	185	199	211	365	141	128	122	133	245
Almaty city	1084	1067	1168	1307	1769	581	586	614	718	983	503	481	554	589	786
Shymkent city	467	403	362	462	1130	279	212	196	241	605	188	191	166	221	525

Continuation

	Number of deaths, people														
	total					male					female				
	2016	2017	2018	2019	2020	2016	2017	2018	2019	2020	2016	2017	2018	2019	2020
<b>Urban population</b>															
<b>Republic of Kazakhstan</b>	9360	8616	8372	8801	13806	5379	4872	4805	5091	7721	3981	3744	3567	3710	6085
Akmola	381	374	319	303	511	248	231	196	204	291	133	143	123	99	220
Aktobe	519	497	565	613	1175	268	265	303	328	610	251	232	262	285	565
Almaty	754	736	653	727	928	445	422	375	392	542	309	314	278	335	386
Atyrau	249	214	229	322	585	135	85	107	166	311	114	129	122	156	274
Batys Kazakhstan	411	339	389	398	464	246	193	225	229	253	165	146	164	169	211
Zhambyl	345	335	393	435	803	199	200	238	255	454	146	135	155	180	349
Karagandy	932	948	941	870	955	572	574	584	557	574	360	374	357	313	381
Kostanai	1017	849	762	866	952	567	461	462	494	528	450	388	300	372	424
Kyzylorda	230	198	230	206	542	137	120	120	114	284	93	78	110	92	258
Mangystau	130	121	155	142	342	82	71	90	79	195	48	50	65	63	147
Pavlodar	548	537	516	460	852	326	329	320	293	501	222	208	196	167	351
Soltustik Kazakhstan	405	378	319	349	729	229	229	178	210	422	176	149	141	139	307
Turkistan*	155	170	151	162	552	92	100	78	99	290	63	70	73	63	262
Shygys Kazakhstan	1394	1137	899	835	907	775	609	520	501	513	619	528	379	334	394
Nur-Sultan city	339	313	321	344	610	198	185	199	211	365	141	128	122	133	245
Almaty city	1084	1067	1168	1307	1769	581	586	614	718	983	503	481	554	589	786
Shymkent city	467	403	362	462	1130	279	212	196	241	605	188	191	166	221	525
<b>Rural population</b>															
<b>Republic of Kazakhstan</b>	8812	8019	7513	7471	9241	4939	4719	4360	4407	5449	3873	3300	3153	3064	3792
Akmola	400	369	316	301	376	255	239	219	216	229	145	130	97	85	147
Aktobe	354	356	330	322	481	176	198	169	168	240	178	158	161	154	241
Almaty	2153	1805	1784	1953	2189	1188	1073	1020	1127	1287	965	732	764	826	902
Atyrau	286	267	276	309	462	126	154	152	174	256	160	113	124	135	206
Batys Kazakhstan	396	359	344	371	455	215	197	189	213	273	181	162	155	158	182
Zhambyl	514	527	594	628	820	308	283	350	362	462	206	244	244	266	358
Karagandy	439	452	356	373	396	217	230	188	206	224	222	222	168	167	172
Kostanai	964	831	732	660	591	549	493	433	390	353	415	338	299	270	238
Kyzylorda	383	421	300	317	561	215	221	151	162	331	168	200	149	155	230
Mangystau	113	117	165	166	353	65	82	105	104	221	48	35	60	62	132
Pavlodar	294	285	288	267	323	183	173	183	170	225	111	112	105	97	98
Soltustik Kazakhstan	736	697	647	634	763	423	452	409	424	488	313	245	238	210	275
Turkistan*	687	603	644	575	1002	360	344	346	309	550	327	259	298	266	452
Shygys Kazakhstan	1093	930	737	595	469	659	580	446	382	310	434	350	291	213	159

Continuation

	Per 100000 people														
	total					male					female				
	2016	2017	2018	2019	2020	2016	2017	2018	2019	2020	2016	2017	2018	2019	2020
<b>Total</b>															
<b>Republic of Kazakhstan</b>	102.12	92.22	86.92	87.89	122.88	119.91	109.86	103.53	105.84	144.77	85.47	75.68	71.31	71.01	102.26
Akmola	105.63	100.86	85.95	81.88	120.49	140.69	131.75	115.80	117.29	145.43	72.80	71.86	57.84	48.48	96.94
Aktobe	103.90	100.15	103.63	106.78	186.49	109.28	112.35	112.86	116.87	197.28	98.86	88.72	94.95	97.29	176.31
Almaty	147.90	127.03	120.16	130.90	150.81	168.61	151.30	138.92	149.91	178.92	127.78	103.33	101.76	112.28	123.30
Atyrau	89.02	78.33	80.51	98.67	160.78	88.30	79.06	83.80	107.82	176.60	89.71	77.61	77.32	89.76	145.40
Batys Kazakhstan	126.24	108.35	112.83	117.48	139.44	149.18	125.09	131.52	139.20	164.34	104.78	92.65	95.26	97.02	115.93
Zhambyl	77.18	77.22	88.02	94.26	143.04	92.75	88.01	106.54	111.03	163.60	62.15	66.79	70.07	77.96	123.01
Karagandy	99.08	101.33	94.02	90.22	98.15	120.39	122.78	117.98	116.65	122.01	79.90	82.00	72.40	66.33	76.55
Kostanai	224.74	191.48	170.90	175.27	178.06	267.47	229.40	215.77	213.81	214.03	186.33	157.31	130.39	140.41	145.52
Kyzylorda	79.70	79.55	67.20	65.46	136.33	91.50	87.52	68.55	68.86	151.44	67.90	71.55	65.84	62.04	121.11
Mangystau	38.28	36.53	47.81	44.74	98.00	46.52	47.15	58.48	53.34	117.69	30.11	25.99	37.22	36.19	78.44
Pavlodar	111.11	108.74	106.58	96.55	156.34	142.24	140.45	140.90	129.84	203.85	83.26	80.30	75.75	66.59	113.54
Soltustik Kazakhstan	201.43	191.64	173.57	178.20	273.14	241.18	254.16	220.63	240.26	348.25	165.14	134.47	130.47	121.28	204.25
Turkistan*	45.77	39.21	40.14	36.85	76.54	51.40	44.56	42.28	40.23	81.55	40.21	33.73	37.94	33.37	71.38
Shygys Kazakhstan	178.56	149.06	118.45	104.07	100.68	216.11	179.88	146.63	134.63	126.10	144.40	120.99	92.75	76.16	77.45

	Per 100000 people														
	total					male					female				
	2016	2017	2018	2019	2020	2016	2017	2018	2019	2020	2016	2017	2018	2019	2020
Nur-Sultan city	36.74	31.25	30.44	31.07	52.57	44.52	38.35	39.27	39.71	65.56	29.51	24.65	22.28	23.09	40.59
Almaty city	62.77	60.06	63.88	69.31	90.86	73.58	72.21	73.54	83.15	110.03	53.66	49.84	55.77	57.62	74.60
Shymkent city	-	43.23	36.92	45.13	106.98	-	47.26	41.57	48.93	118.63	-	39.49	32.61	41.61	96.10
<b>Urban population</b>															
<b>Republic of Kazakhstan</b>	92.28	82.68	78.95	81.19	125.00	112.67	99.23	96.14	99.55	148.02	74.15	67.94	63.63	64.80	104.40
Akmola	108.87	107.26	91.54	87.02	146.54	150.95	140.91	119.43	124.32	177.00	71.63	77.40	66.71	53.78	119.36
Aktobe	98.58	83.66	92.88	98.67	185.19	107.40	93.72	104.54	110.70	201.34	90.63	74.53	82.26	87.70	170.42
Almaty	159.45	156.73	141.67	159.96	204.71	197.07	187.89	169.96	180.46	250.67	125.07	128.17	115.69	141.19	162.80
Atyrau	86.58	66.51	69.86	92.01	164.78	97.97	54.92	67.74	98.13	181.10	76.10	77.25	71.82	86.28	149.49
Batys Kazakhstan	128.08	103.08	115.68	116.43	133.97	165.62	126.52	143.88	143.66	156.32	95.73	82.80	91.17	92.64	114.37
Zhambyl	76.82	75.06	88.23	97.19	178.01	93.47	94.41	112.46	119.88	211.69	61.82	57.58	66.29	76.64	147.49
Karagandy	84.91	86.27	85.68	79.26	86.91	111.98	112.14	114.04	108.71	111.83	61.35	63.72	60.90	53.47	65.07
Kostanai	217.28	180.33	160.68	172.56	188.82	264.24	213.38	212.09	213.85	227.46	177.54	152.30	117.00	137.34	155.85
Kyzylorda	68.20	57.64	65.88	58.02	149.92	83.07	71.39	70.14	65.39	159.81	53.97	44.46	61.79	50.90	140.36
Mangystau	47.70	44.59	57.38	51.85	121.20	59.96	52.17	66.56	57.79	138.72	35.35	36.96	48.17	45.93	103.80
Pavlodar	102.51	100.55	96.86	86.56	160.61	132.27	133.49	130.12	119.47	204.63	77.05	72.32	68.33	58.36	122.87
Soltustik Kazakhstan	162.58	150.62	126.48	138.08	288.13	202.62	200.92	155.24	182.62	366.62	129.32	108.77	102.51	100.90	222.61
Turkistan*	48.22	43.67	38.81	40.76	134.11	59.07	51.17	39.83	49.44	139.90	37.92	36.11	37.77	31.94	128.23
Shygys Kazakhstan	166.52	135.03	106.08	98.30	106.63	200.72	156.65	132.75	127.50	130.33	137.24	116.48	83.16	73.16	86.22
Nur-Sultan city	36.74	31.25	30.44	31.07	52.57	44.52	38.35	39.27	39.71	65.56	29.51	24.65	22.28	23.09	40.59
Almaty city	62.77	60.06	63.88	69.31	90.86	73.58	72.21	73.54	83.15	110.03	53.66	49.84	55.77	57.62	74.60
Shymkent city	-	43.23	36.92	45.13	106.98	-	47.26	41.57	48.93	118.63	-	39.49	32.61	41.61	96.10
<b>Rural population</b>															
<b>Republic of Kazakhstan</b>	115.17	105.28	97.92	97.35	119.85	128.92	123.53	113.13	114.18	140.40	101.38	86.91	82.58	80.32	99.02
Akmola	102.71	95.11	80.97	77.28	97.05	131.97	123.95	112.73	111.35	118.55	73.90	66.61	49.49	43.48	75.67
Aktobe	112.82	138.17	129.23	126.58	189.74	112.27	153.08	131.65	131.15	187.66	113.38	123.14	126.78	121.94	191.86
Almaty	144.24	117.91	113.84	122.61	135.67	159.96	140.54	130.18	141.57	159.67	128.67	95.40	97.49	103.67	111.70
Atyrau	91.25	91.33	92.18	106.71	155.99	79.86	104.40	100.58	119.04	171.41	102.80	78.02	83.62	94.14	140.29
Batys Kazakhstan	124.39	113.84	109.78	118.62	145.49	133.96	123.71	119.33	134.70	172.54	114.66	103.77	100.01	102.19	117.79
Zhambyl	77.42	78.66	87.89	92.33	119.96	92.28	83.99	102.85	105.54	133.74	62.39	73.27	72.71	78.88	105.88
Karagandy	153.41	159.82	126.58	133.21	142.65	150.15	160.85	132.13	145.34	159.15	156.75	158.77	120.89	120.78	125.68
Kostanai	233.18	204.40	183.02	178.95	163.09	270.88	246.73	219.83	213.76	196.66	196.92	163.48	147.30	144.88	130.15
Kyzylorda	88.69	96.86	68.24	71.42	125.35	97.83	99.75	67.33	71.53	144.92	79.22	93.86	69.18	71.30	104.96
Mangystau	31.19	30.77	41.34	40.03	82.67	36.26	43.52	52.97	50.39	103.80	26.23	18.25	29.87	29.77	61.66
Pavlodar	131.72	128.46	129.96	120.48	146.09	164.31	155.93	164.76	152.71	202.13	99.26	100.98	95.00	87.95	89.27
Soltustik Kazakhstan	231.93	224.86	212.59	212.12	260.21	268.89	293.58	270.14	284.77	333.78	195.60	157.04	155.61	140.01	187.04
Turkistan*	43.76	38.11	40.47	35.88	61.90	45.33	42.95	42.88	37.96	66.85	42.15	33.14	37.99	33.73	56.78
Shygys Kazakhstan	196.71	170.76	138.10	113.42	90.87	237.52	213.04	167.00	145.29	119.66	156.00	128.50	109.14	81.39	61.86

## From diseases of the digestive system

	Number of deaths, people														
	total					male					female				
	2016	2017	2018	2019	2020	2016	2017	2018	2019	2020	2016	2017	2018	2019	2020
<b>Total population</b>															
<b>Republic of Kazakhstan</b>	12625	11589	11469	11868	12813	7180	6334	6458	6712	7305	5445	5255	5011	5156	5508
Akmola	514	400	443	445	514	296	209	250	251	294	218	191	193	194	220
Aktobe	757	718	747	758	879	438	409	428	413	486	319	309	319	345	393
Almaty	1729	1652	1574	1667	1810	992	955	911	959	1033	737	697	663	708	777
Atyrau	424	360	427	449	440	246	213	250	250	227	178	147	177	199	213
Batys Kazakhstan	730	579	594	563	618	401	303	324	304	329	329	276	270	259	289
Zhambyl	702	689	593	699	710	442	415	370	401	423	260	274	223	298	287
Karagandy	1276	1090	979	1092	1128	704	605	537	604	640	572	485	442	488	488
Kostanai	1243	1060	1100	1023	1070	602	495	564	525	569	641	565	536	498	501
Kyzylorda	283	252	279	279	304	175	161	176	174	188	108	91	103	105	116
Mangystau	260	253	268	269	384	160	154	160	171	242	100	99	108	98	142

Continuation

	Number of deaths, people														
	total					male					female				
	2016	2017	2018	2019	2020	2016	2017	2018	2019	2020	2016	2017	2018	2019	2020
Pavlodar	507	498	471	435	520	284	252	274	233	285	223	246	197	202	235
Soltustik Kazakhstan	630	600	575	603	662	353	329	318	366	388	277	271	257	237	274
Turkistan*	1411	889	894	870	1011	840	476	502	517	628	571	413	392	353	383
Shygys Kazakhstan	1235	1083	1032	1052	1116	683	570	577	601	632	552	513	455	451	484
Nur-Sultan city	220	204	216	246	316	142	109	128	127	174	78	95	88	119	142
Almaty city	704	782	782	903	848	422	411	413	518	484	282	371	369	385	364
Shymkent city	-	480	495	515	483	-	268	276	298	283	-	212	219	217	200
<b>Urban population</b>															
<b>Republic of Kazakhstan</b>	6724	6311	6306	6672	7100	3783	3363	3433	3658	3922	2941	2948	2873	3014	3178
Akmola	268	210	234	232	281	160	107	123	123	154	108	103	111	109	127
Aktobe	394	455	465	483	563	217	243	243	257	306	177	212	222	226	257
Almaty	439	426	437	424	484	242	235	227	242	261	197	191	210	182	223
Atyrau	198	212	230	248	256	112	121	126	127	134	86	91	104	121	122
Batys Kazakhstan	362	275	287	264	299	200	142	152	124	159	162	133	135	140	140
Zhambyl	316	276	233	278	288	201	151	134	166	162	115	125	99	112	126
Karagandy	959	839	742	813	800	526	462	402	462	452	433	377	340	351	348
Kostanai	655	577	651	651	685	303	253	320	306	345	352	324	331	345	340
Kyzylorda	135	103	117	116	126	83	64	73	72	85	52	39	44	44	41
Mangystau	139	140	142	157	216	80	86	87	94	125	59	54	55	63	91
Pavlodar	351	333	313	301	347	197	163	190	157	180	154	170	123	144	167
Soltustik Kazakhstan	209	229	223	265	244	112	138	129	152	136	97	91	94	113	108
Turkistan*	691	187	174	198	230	410	107	95	119	151	281	80	79	79	79
Shygys Kazakhstan	684	583	565	578	634	376	303	315	314	331	308	280	250	264	303
Nur-Sultan city	220	204	216	246	316	142	109	128	127	174	78	95	88	119	142
Almaty city	704	782	782	903	848	422	411	413	518	484	282	371	369	385	364
Shymkent city	-	480	495	515	483	-	268	276	298	283	-	212	219	217	200
<b>Rural population</b>															
<b>Republic of Kazakhstan</b>	5901	5278	5163	5196	5713	3397	2971	3025	3054	3383	2504	2307	2138	2142	2330
Akmola	246	190	209	213	233	136	102	127	128	140	110	88	82	85	93
Aktobe	363	263	282	275	316	221	166	185	156	180	142	97	97	119	136
Almaty	1290	1226	1137	1243	1326	750	720	684	717	772	540	506	453	526	554
Atyrau	226	148	197	201	184	134	92	124	123	93	92	56	73	78	91
Batys Kazakhstan	368	304	307	299	319	201	161	172	180	170	167	143	135	119	149
Zhambyl	386	413	360	421	422	241	264	236	235	261	145	149	124	186	161
Karagandy	317	251	237	279	328	178	143	135	142	188	139	108	102	137	140
Kostanai	588	483	449	372	385	299	242	244	219	224	289	241	205	153	161
Kyzylorda	148	149	162	163	178	92	97	103	102	103	56	52	59	61	75
Mangystau	121	113	126	112	168	80	68	73	77	117	41	45	53	35	51
Pavlodar	156	165	158	134	173	87	89	84	76	105	69	76	74	58	68
Soltustik Kazakhstan	421	371	352	338	418	241	191	189	214	252	180	180	163	124	166
Turkistan*	720	702	720	672	781	430	369	407	398	477	290	333	313	274	304
Shygys Kazakhstan	551	500	467	474	482	307	267	262	287	301	244	233	205	187	181

Continuation

	Per 100000 people														
	total					male					female				
	2016	2017	2018	2019	2020	2016	2017	2018	2019	2020	2016	2017	2018	2019	2020
<b>Total</b>															
<b>Republic of Kazakhstan</b>	70.95	64.25	62.75	64.10	68.32	83.44	72.56	72.95	74.80	80.30	59.26	56.46	53.17	54.05	57.03
Akmola	69.52	54.30	59.96	60.33	69.82	82.79	58.58	69.76	70.10	82.22	57.09	50.28	50.74	51.11	58.11
Aktobe	90.09	84.30	86.49	86.56	98.99	107.80	99.24	102.34	97.32	112.80	73.51	70.29	71.61	76.45	85.97
Almaty	87.97	82.58	77.61	81.42	87.57	102.43	96.65	90.72	94.64	101.05	73.92	68.85	64.75	68.47	74.38
Atyrau	70.55	58.62	68.08	70.21	67.57	83.23	70.46	80.88	79.28	70.70	58.28	47.14	55.63	61.38	64.52
Batys Kazakhstan	114.20	89.88	91.44	86.01	93.77	129.76	97.18	102.93	95.74	102.79	99.63	83.02	80.63	76.84	85.25
Zhambyl	63.07	61.72	52.88	61.98	62.57	80.86	75.62	67.04	72.16	75.55	45.91	48.29	39.16	52.09	49.94
Karagandy	92.21	78.89	70.97	79.26	81.95	107.42	92.39	82.06	92.34	97.85	78.53	66.73	60.95	67.44	67.56

	Per 100000 people														
	total					male					female				
	2016	2017	2018	2019	2020	2016	2017	2018	2019	2020	2016	2017	2018	2019	2020
Kostanai	141.01	120.81	125.83	117.50	123.48	144.28	119.03	135.97	126.98	138.23	138.08	122.42	116.67	108.92	110.13
Kyzylorda	36.80	32.38	35.37	34.92	37.57	45.49	41.32	44.52	43.41	46.29	28.10	23.42	26.18	26.37	28.79
Mangystau	40.96	38.83	40.04	39.07	54.15	50.63	47.45	47.99	49.84	68.46	31.37	30.27	32.16	28.37	39.92
Pavlodar	66.90	65.88	62.44	57.77	69.19	79.36	70.51	76.75	65.34	80.02	55.76	61.73	49.58	50.95	59.43
Soltustik Kazakhstan	111.22	106.96	103.31	109.31	121.19	130.58	122.79	119.52	138.70	148.48	93.54	92.49	88.47	82.36	96.16
Turkistan*	49.34	45.09	45.14	43.50	49.79	59.07	47.77	50.06	50.98	60.97	39.72	42.35	40.09	35.81	38.29
Shygys Kazakhstan	88.67	78.10	74.72	76.56	81.66	102.93	86.23	87.59	91.64	96.83	75.70	70.70	62.99	62.80	67.78
Nur-Sultan city	23.84	20.37	20.48	22.22	27.23	31.93	22.60	25.26	23.90	31.25	16.32	18.30	16.07	20.66	23.53
Almaty city	40.76	44.02	42.77	47.89	43.55	53.44	50.65	49.47	59.99	54.18	30.08	38.44	37.15	37.66	34.55
Shymkent city	-	51.49	50.48	50.31	45.73	-	59.75	58.53	60.51	55.49	-	43.83	43.02	40.86	36.61
<b>Urban population</b>															
<b>Republic of Kazakhstan</b>	66.19	60.56	59.47	61.55	64.28	79.15	68.50	68.69	71.53	75.19	54.68	53.49	51.25	52.64	54.52
Akmola	76.58	60.23	67.15	66.63	80.58	97.39	65.27	74.95	74.96	93.67	58.17	55.75	60.20	59.21	68.90
Aktobe	74.84	76.59	76.44	77.75	88.73	86.96	85.94	83.84	86.74	101.00	63.91	68.11	69.71	69.55	77.52
Almaty	92.84	90.72	94.81	93.29	106.77	107.17	104.63	102.89	111.41	120.71	79.74	77.96	87.39	76.71	94.05
Atyrau	68.84	65.89	70.16	70.86	72.11	81.27	78.17	79.77	75.07	78.03	57.41	54.50	61.23	66.92	66.56
Batys Kazakhstan	112.81	83.62	85.35	77.23	86.33	134.65	93.09	97.20	77.79	98.24	93.98	75.43	75.05	76.74	75.88
Zhambyl	70.36	61.84	52.31	62.11	63.84	94.41	71.28	63.32	78.04	75.54	48.69	53.32	42.34	47.69	53.25
Karagandy	87.37	76.35	67.56	74.06	72.81	102.97	90.26	78.50	90.17	88.06	73.79	64.23	58.00	59.97	59.44
Kostanai	139.94	122.55	137.27	129.72	135.86	141.21	117.10	146.90	132.46	148.62	138.87	127.17	129.09	127.37	124.98
Kyzylorda	40.03	29.98	33.51	32.67	34.85	50.33	38.07	42.67	41.30	47.83	30.17	22.23	24.72	24.34	22.30
Mangystau	48.29	51.59	52.56	57.33	76.55	56.13	63.19	64.35	68.77	88.92	40.60	39.91	40.76	45.93	64.26
Pavlodar	65.66	62.35	58.75	56.64	65.41	79.93	66.14	77.26	64.01	73.52	53.45	59.11	42.88	50.33	58.46
Soltustik Kazakhstan	83.90	91.25	88.42	104.85	96.44	99.10	121.08	112.51	132.18	118.15	71.27	66.43	68.34	82.03	78.31
Turkistan*	53.57	48.04	44.72	49.81	55.88	65.28	54.75	48.51	59.43	72.85	42.46	41.27	40.87	40.05	38.66
Shygys Kazakhstan	81.71	69.24	66.67	68.04	74.54	97.38	77.94	80.41	79.91	84.09	68.29	61.77	54.86	57.83	66.30
Nur-Sultan city	23.84	20.37	20.48	22.22	27.23	31.93	22.60	25.26	23.90	31.25	16.32	18.30	16.07	20.66	23.53
Almaty city	40.76	44.02	42.77	47.89	43.55	53.44	50.65	49.47	59.99	54.18	30.08	38.44	37.15	37.66	34.55
Shymkent city	-	51.49	50.48	50.31	45.73	-	59.75	58.53	60.51	55.49	-	43.83	43.02	40.86	36.61
<b>Rural population</b>															
<b>Republic of Kazakhstan</b>	77.28	69.29	67.29	67.71	74.09	88.80	77.77	78.49	79.13	87.17	65.71	60.76	55.99	56.15	60.84
Akmola	63.17	48.97	53.55	54.69	60.14	70.38	52.90	65.37	65.98	72.48	56.06	45.09	41.83	43.48	47.87
Aktobe	115.69	102.07	110.43	108.10	124.65	140.98	128.34	144.11	121.78	140.75	90.45	75.60	76.38	94.23	108.27
Almaty	86.42	80.09	72.55	78.04	82.18	100.99	94.30	87.30	90.07	95.78	72.00	65.95	57.81	66.02	68.61
Atyrau	72.11	50.63	65.79	69.41	62.12	84.93	62.37	82.05	84.15	62.27	59.11	38.66	49.23	54.39	61.97
Batys Kazakhstan	115.60	96.40	97.97	95.60	102.00	125.24	101.10	108.59	113.83	107.44	105.80	91.60	87.11	76.96	96.43
Zhambyl	58.14	61.64	53.26	61.89	61.74	72.21	78.35	69.35	68.52	75.56	43.91	44.74	36.95	55.16	47.62
Karagandy	110.78	88.75	84.27	99.64	118.15	123.16	100.01	94.88	100.19	133.57	98.14	77.24	73.40	99.08	102.30
Kostanai	142.23	118.80	112.26	100.86	106.24	147.53	121.11	123.88	120.04	124.79	137.13	116.57	100.99	82.10	88.04
Kyzylorda	34.27	34.28	36.85	36.72	39.77	41.86	43.78	45.93	45.04	45.10	26.41	24.40	27.39	28.06	34.23
Mangystau	34.88	29.72	31.57	27.01	39.34	46.12	36.09	36.83	37.31	54.95	23.64	23.47	26.38	16.81	23.82
Pavlodar	69.89	74.37	71.30	60.47	78.25	78.12	80.22	75.63	68.27	94.33	61.70	68.52	66.95	52.59	61.94
Soltustik Kazakhstan	132.67	119.69	115.66	113.09	142.55	153.20	124.06	124.83	143.73	172.36	112.49	115.37	106.58	82.67	112.90
Turkistan*	45.86	44.36	45.24	41.93	48.25	54.15	46.07	50.44	48.90	57.98	37.38	42.61	39.90	34.75	38.19
Shygys Kazakhstan	99.16	91.81	87.51	90.35	93.39	110.65	98.07	98.10	109.16	116.19	87.71	85.54	76.89	71.46	70.42

## From infectious and parasitic diseases

	Number of deaths, people														
	total					male					female				
	2016	2017	2018	2019	2020	2016	2017	2018	2019	2020	2016	2017	2018	2019	2020
<b>Total population</b>															
<b>Republic of Kazakhstan</b>	1384	1411	1327	1363	2868	907	921	861	858	1713	477	490	466	505	1155
Akmola	59	66	38	56	144	40	40	23	33	83	19	26	15	23	61
Aktobe	64	52	64	54	53	43	33	40	32	27	21	19	24	22	26
Almaty	80	124	102	118	154	55	83	61	77	88	25	41	41	41	66

Continuation

	Number of deaths, people														
	total					male					female				
	2016	2017	2018	2019	2020	2016	2017	2018	2019	2020	2016	2017	2018	2019	2020
Atyrau	32	45	30	34	106	23	23	15	23	71	9	22	15	11	35
Batys Kazakhstan	29	28	25	34	131	15	17	20	20	70	14	11	5	14	61
Zhambyl	66	83	74	75	208	38	59	47	44	107	28	24	27	31	101
Karagandy	238	189	202	215	481	141	111	122	129	277	97	78	80	86	204
Kostanai	75	67	69	79	79	48	44	46	55	47	27	23	23	24	32
Kyzylorda	58	61	54	56	68	39	36	38	37	51	19	25	16	19	17
Mangystau	39	48	47	37	68	23	31	25	22	37	16	17	22	15	31
Pavlodar	68	85	77	64	92	49	54	57	39	55	19	31	20	25	37
Soltustik Kazakhstan	58	55	43	52	36	38	36	29	33	22	20	19	14	19	14
Turkistan*	178	119	108	122	143	114	81	72	75	89	64	38	36	47	54
Shygys Kazakhstan	128	152	126	108	198	101	116	81	76	127	27	36	45	32	71
Nur-Sultan city	57	38	61	55	363	35	20	38	32	217	22	18	23	23	146
Almaty city	155	127	142	123	454	105	90	101	87	297	50	37	41	36	157
Shymkent city	-	72	65	81	90	-	47	46	44	48	-	25	19	37	42
<b>Urban population</b>															
<b>Republic of Kazakhstan</b>	955	991	944	941	2212	622	643	616	601	1316	333	348	328	340	896
Akmola	32	41	24	40	93	21	25	15	23	54	11	16	9	17	39
Aktobe	50	38	46	42	40	35	23	30	24	20	15	15	16	18	20
Almaty	18	39	27	39	51	12	28	16	23	30	6	11	11	16	21
Atyrau	13	26	18	19	58	7	11	10	15	36	6	15	8	4	22
Batys Kazakhstan	15	15	19	21	95	8	10	14	12	50	7	5	5	9	45
Zhambyl	32	51	48	41	145	15	38	30	27	71	17	13	18	14	74
Karagandy	202	165	183	194	412	123	97	112	120	235	79	68	71	74	177
Kostanai	48	50	48	51	57	27	34	30	37	36	21	16	18	14	21
Kyzylorda	36	35	27	30	28	25	20	18	21	22	11	15	9	9	6
Mangystau	20	25	26	22	36	11	14	13	15	21	9	11	13	7	15
Pavlodar	54	65	65	42	68	40	40	47	23	42	14	25	18	19	26
Soltustik Kazakhstan	36	40	26	27	25	24	25	19	18	15	12	15	7	9	10
Turkistan*	95	45	32	31	54	62	29	24	19	30	33	16	8	12	24
Shygys Kazakhstan	92	119	87	83	143	72	92	53	61	92	20	27	34	22	51
Nur-Sultan city	57	38	61	55	363	35	20	38	32	217	22	18	23	23	146
Almaty city	155	127	142	123	454	105	90	101	87	297	50	37	41	36	157
Shymkent city	-	72	65	81	90	-	47	46	44	48	-	25	19	37	42
<b>Rural population</b>															
<b>Republic of Kazakhstan</b>	429	420	383	422	656	285	278	245	257	397	144	142	138	165	259
Akmola	27	25	14	16	51	19	15	8	10	29	8	10	6	6	22
Aktobe	14	14	18	12	13	8	10	10	8	7	6	4	8	4	6
Almaty	62	85	75	79	103	43	55	45	54	58	19	30	30	25	45
Atyrau	19	19	12	15	48	16	12	5	8	35	3	7	7	7	13
Batys Kazakhstan	14	13	6	13	36	7	7	6	8	20	7	6	0	5	16
Zhambyl	34	32	26	34	63	23	21	17	17	36	11	11	9	17	27
Karagandy	36	24	19	21	69	18	14	10	9	42	18	10	9	12	27
Kostanai	27	17	21	28	22	21	10	16	18	11	6	7	5	10	11
Kyzylorda	22	26	27	26	40	14	16	20	16	29	8	10	7	10	11
Mangystau	19	23	21	15	32	12	17	12	7	16	7	6	9	8	16
Pavlodar	14	20	12	22	24	9	14	10	16	13	5	6	2	6	11
Soltustik Kazakhstan	22	15	17	25	11	14	11	10	15	7	8	4	7	10	4
Turkistan*	83	74	76	91	89	52	52	48	56	59	31	22	28	35	30
Shygys Kazakhstan	36	33	39	25	55	29	24	28	15	35	7	9	11	10	20



	Per 100000 people														
	total					male					female				
	2016	2017	2018	2019	2020	2016	2017	2018	2019	2020	2016	2017	2018	2019	2020
<b>Total</b>															
<b>Republic of Kazakhstan</b>	7.78	7.82	7.26	7.36	15.29	10.54	10.55	9.73	9.56	18.83	5.19	5.26	4.94	5.29	11.96
Akmola	7.98	8.96	5.14	7.59	19.56	11.19	11.21	6.42	9.22	23.21	4.98	6.84	3.94	6.06	16.11
Aktobe	7.62	6.11	7.41	6.17	5.97	10.58	8.01	9.56	7.54	6.27	4.84	4.32	5.39	4.88	5.69
Almaty	4.07	6.20	5.03	5.76	7.45	5.68	8.40	6.07	7.60	8.61	2.51	4.05	4.00	3.97	6.32
Atyrau	5.32	7.33	4.78	5.32	16.28	7.78	7.61	4.85	7.29	22.11	2.95	7.06	4.71	3.39	10.60
Batys Kazakhstan	4.54	4.35	3.85	5.19	19.88	4.85	5.45	6.35	6.30	21.87	4.24	3.31	1.49	4.15	17.99
Zhambyl	5.93	7.44	6.60	6.65	18.33	6.95	10.75	8.52	7.92	19.11	4.94	4.23	4.74	5.42	17.57
Karagandy	17.20	13.68	14.64	15.61	34.95	21.52	16.95	18.64	19.72	42.35	13.32	10.73	11.03	11.89	28.24
Kostanai	8.51	7.64	7.89	9.07	9.12	11.50	10.58	11.09	13.30	11.42	5.82	4.98	5.01	5.25	7.03
Kyzylorda	7.54	7.84	6.85	7.01	8.40	10.14	9.24	9.61	9.23	12.56	4.94	6.43	4.07	4.77	4.22
Mangystau	6.14	7.37	7.02	5.37	9.59	7.28	9.55	7.50	6.41	10.47	5.02	5.20	6.55	4.34	8.72
Pavlodar	8.97	11.24	10.21	8.50	12.24	13.69	15.11	15.97	10.94	15.44	4.75	7.78	5.03	6.31	9.36
Soltustik Kazakhstan	10.24	9.80	7.73	9.43	6.59	14.06	13.44	10.90	12.51	8.42	6.75	6.48	4.82	6.60	4.91
Turkistan*	6.22	6.04	5.45	6.10	7.04	8.02	8.13	7.18	7.39	8.64	4.45	3.90	3.68	4.77	5.40
Shygys Kazakhstan	9.19	10.96	9.12	7.86	14.49	15.22	17.55	12.30	11.59	19.46	3.70	4.96	6.23	4.46	9.94
Nur-Sultan city	6.18	3.79	5.78	4.97	31.29	7.87	4.15	7.50	6.02	38.98	4.60	3.47	4.20	3.99	24.19
Almaty city	8.97	7.15	7.77	6.52	23.32	13.30	11.09	12.10	10.08	33.25	5.33	3.83	4.13	3.52	14.90
Shymkent city	-	7.72	6.63	7.91	8.52	-	10.48	9.76	8.93	9.41	-	5.17	3.73	6.97	7.69
<b>Urban population</b>															
<b>Republic of Kazakhstan</b>	9.40	9.51	8.90	8.68	20.03	13.01	13.10	12.32	11.75	25.23	6.19	6.31	5.85	5.94	15.37
Akmola	9.14	11.76	6.89	11.49	26.67	12.78	15.25	9.14	14.02	32.85	5.92	8.66	4.88	9.23	21.16
Aktobe	9.50	6.40	7.56	6.76	6.30	14.03	8.13	10.35	8.10	6.60	5.42	4.82	5.02	5.54	6.03
Almaty	3.81	8.31	5.86	8.58	11.25	5.31	12.47	7.25	10.59	13.87	2.43	4.49	4.58	6.74	8.86
Atyrau	4.52	8.08	5.49	5.43	16.34	5.08	7.11	6.33	8.87	20.96	4.01	8.98	4.71	2.21	12.00
Batys Kazakhstan	4.67	4.56	5.65	6.14	27.43	5.39	6.56	8.95	7.53	30.89	4.06	2.84	2.78	4.93	24.39
Zhambyl	7.13	11.43	10.78	9.16	32.14	7.05	17.94	14.18	12.69	33.10	7.20	5.55	7.70	5.96	31.27
Karagandy	18.40	15.02	16.66	17.67	37.50	24.08	18.95	21.87	23.42	45.78	13.46	11.58	12.11	12.64	30.23
Kostanai	10.26	10.62	10.12	10.16	11.31	12.58	15.74	13.77	16.02	15.51	8.29	6.28	7.02	5.17	7.72
Kyzylorda	10.67	10.19	7.73	8.45	7.74	15.16	11.90	10.52	12.05	12.38	6.38	8.55	5.06	4.98	3.26
Mangystau	6.95	9.21	9.62	8.03	12.76	7.72	10.29	9.61	10.97	14.94	6.19	8.13	9.63	5.10	10.59
Pavlodar	10.10	12.17	12.20	7.90	12.82	16.23	16.23	19.11	9.38	17.15	4.86	8.69	6.28	6.64	9.10
Soltustik Kazakhstan	14.45	15.94	10.31	10.68	9.88	21.24	21.93	16.57	15.65	13.03	8.82	10.95	5.09	6.53	7.25
Turkistan*	7.36	11.56	8.22	7.80	13.12	9.87	14.84	12.26	9.49	14.47	4.99	8.25	4.14	6.08	11.75
Shygys Kazakhstan	10.99	14.13	10.27	9.77	16.81	18.65	23.67	13.53	15.52	23.37	4.43	5.96	7.46	4.82	11.16
Nur-Sultan city	6.18	3.79	5.78	4.97	31.29	7.87	4.15	7.50	6.02	38.98	4.60	3.47	4.20	3.99	24.19
Almaty city	8.97	7.15	7.77	6.52	23.32	13.30	11.09	12.10	10.08	33.25	5.33	3.83	4.13	3.52	14.90
Shymkent city	-	7.72	6.63	7.91	8.52	-	10.48	9.76	8.93	9.41	-	5.17	3.73	6.97	7.69
<b>Rural population</b>															
<b>Republic of Kazakhstan</b>	5.62	5.51	4.99	5.50	8.51	7.45	7.28	6.36	6.66	10.23	3.78	3.74	3.61	4.33	6.76
Akmola	6.93	6.44	3.59	4.11	13.16	9.83	7.78	4.12	5.15	15.01	4.08	5.12	3.06	3.07	11.32
Aktobe	4.46	5.43	7.05	4.72	5.13	5.10	7.73	7.79	6.25	5.47	3.82	3.12	6.30	3.17	4.78
Almaty	4.15	5.55	4.79	4.96	6.38	5.79	7.20	5.74	6.78	7.20	2.53	3.91	3.83	3.14	5.57
Atyrau	6.06	6.50	4.01	5.18	16.21	10.14	8.14	3.31	5.47	23.44	1.93	4.83	4.72	4.88	8.85
Batys Kazakhstan	4.40	4.12	1.91	4.16	11.51	4.36	4.40	3.79	5.06	12.64	4.43	3.84	0.00	3.23	10.35
Zhambyl	5.12	4.78	3.85	5.00	9.22	6.89	6.23	5.00	4.96	10.42	3.33	3.30	2.68	5.04	7.99
Karagandy	12.58	8.49	6.76	7.50	24.86	12.45	9.79	7.03	6.35	29.84	12.71	7.15	6.48	8.68	19.73
Kostanai	6.53	4.18	5.25	7.59	6.07	10.36	5.00	8.12	9.87	6.13	2.85	3.39	2.46	5.37	6.02
Kyzylorda	5.09	5.98	6.14	5.86	8.94	6.37	7.22	8.92	7.06	12.70	3.77	4.69	3.25	4.60	5.02
Mangystau	5.48	6.05	5.26	3.62	7.49	6.92	9.02	6.05	3.39	7.51	4.04	3.13	4.48	3.84	7.47
Pavlodar	6.27	9.01	5.42	9.93	10.85	8.08	12.62	9.00	14.37	11.68	4.47	5.41	1.81	5.44	10.02
Soltustik Kazakhstan	6.93	4.84	5.59	8.36	3.75	8.90	7.14	6.60	10.07	4.79	5.00	2.56	4.58	6.67	2.72
Turkistan*	5.29	4.68	4.78	5.68	5.50	6.55	6.49	5.95	6.88	7.17	4.00	2.82	3.57	4.44	3.77
Shygys Kazakhstan	6.48	6.06	7.31	4.77	10.66	10.45	8.82	10.48	5.71	13.51	2.52	3.30	4.13	3.82	7.78

## 7.10 Infant mortality by main classes of causes of death

## From individual conditions arising in the perinatal period

	Infant deaths under 1 year of age, people														
	boys and girls					boys					girls				
	2016	2017	2018	2019	2020	2016	2017	2018	2019	2020	2016	2017	2018	2019	2020
<b>Total population</b>															
<b>Republic of Kazakhstan</b>	1837	1581	1638	1724	1773	1076	902	975	1027	1067	761	679	663	697	706
Akmola	44	34	36	43	42	24	17	18	24	26	20	17	18	19	16
Aktobe	91	70	88	103	115	51	32	49	53	76	40	38	39	50	39
Almaty	188	210	196	209	227	111	123	118	134	133	77	87	78	75	94
Atyrau	72	68	114	120	113	32	38	70	63	56	40	30	44	57	57
Batys Kazakhstan	53	47	46	49	78	37	32	30	31	41	16	15	16	18	37
Zhambyl	130	97	87	123	95	82	63	53	78	63	48	34	34	45	32
Karagandy	95	91	97	115	109	57	52	65	69	68	38	39	32	46	41
Kostanai	65	75	66	65	65	33	45	38	41	41	32	30	28	24	24
Kyzylorda	102	62	85	81	137	59	35	54	52	90	43	27	31	29	47
Mangystau	93	83	94	108	93	54	49	56	63	57	39	34	38	45	36
Pavlodar	52	43	39	40	44	23	23	22	21	29	29	20	17	19	15
Soltustik Kazakhstan	38	37	42	46	39	25	17	26	31	21	13	20	16	15	18
Turkistan*	450	252	193	160	168	276	155	119	94	94	174	97	74	66	74
Shygys Kazakhstan	109	79	87	90	91	68	47	51	49	48	41	32	36	41	43
Nur-Sultan city	97	86	74	72	72	56	46	46	41	49	41	40	28	31	23
Almaty city	158	139	176	158	152	88	75	98	96	100	70	64	78	62	52
Shymkent city	-	108	118	142	133	-	53	62	87	75	-	55	56	55	58
<b>Urban population</b>															
<b>Republic of Kazakhstan</b>	1094	924	1009	1117	1183	636	496	593	650	724	458	428	416	467	459
Akmola	27	13	23	27	20	14	5	11	17	13	13	8	12	10	7
Aktobe	66	48	70	74	85	38	22	45	39	57	28	26	25	35	28
Almaty	52	53	48	65	77	32	32	27	41	39	20	21	21	24	38
Atyrau	36	44	52	74	74	15	22	29	32	38	21	22	23	42	36
Batys Kazakhstan	29	29	25	30	53	19	17	17	20	29	10	12	8	10	24
Zhambyl	82	49	44	68	65	54	30	29	39	44	28	19	15	29	21
Karagandy	80	72	82	102	96	49	42	55	63	60	31	30	27	39	36
Kostanai	35	44	37	35	48	15	22	23	20	33	20	22	14	15	15
Kyzylorda	69	35	52	37	76	43	18	33	18	52	26	17	19	19	24
Mangystau	42	33	40	60	54	30	19	21	35	31	12	14	19	25	23
Pavlodar	34	37	32	34	32	13	20	16	17	21	21	17	16	17	11
Soltustik Kazakhstan	13	19	23	25	15	7	7	12	18	9	6	12	11	7	6
Turkistan*	201	70	51	52	70	120	42	29	34	41	81	28	22	18	29
Shygys Kazakhstan	73	45	62	62	61	43	24	40	33	33	30	21	22	29	28
Nur-Sultan city	97	86	74	72	72	56	46	46	41	49	41	40	28	31	23
Almaty city	158	139	176	158	152	88	75	98	96	100	70	64	78	62	52
Shymkent city	-	108	118	142	133	-	53	62	87	75	-	55	56	55	58
<b>Rural population</b>															
<b>Republic of Kazakhstan</b>	743	657	629	607	590	440	406	382	377	343	303	251	247	230	247
Akmola	17	21	13	16	22	10	12	7	7	13	7	9	6	9	9
Aktobe	25	22	18	29	30	13	10	4	14	19	12	12	14	15	11
Almaty	136	157	148	144	150	79	91	91	93	94	57	66	57	51	56
Atyrau	36	24	62	46	39	17	16	41	31	18	19	8	21	15	21
Batys Kazakhstan	24	18	21	19	25	18	15	13	11	12	6	3	8	8	13
Zhambyl	48	48	43	55	30	28	33	24	39	19	20	15	19	16	11
Karagandy	15	19	15	13	13	8	10	10	6	8	7	9	5	7	5
Kostanai	30	31	29	30	17	18	23	15	21	8	12	8	14	9	9
Kyzylorda	33	27	33	44	61	16	17	21	34	38	17	10	12	10	23
Mangystau	51	50	54	48	39	24	30	35	28	26	27	20	19	20	13
Pavlodar	18	6	7	6	12	10	3	6	4	8	8	3	1	2	4
Soltustik Kazakhstan	25	18	19	21	24	18	10	14	13	12	7	8	5	8	12
Turkistan*	249	182	142	108	98	156	113	90	60	53	93	69	52	48	45
Shygys Kazakhstan	36	34	25	28	30	25	23	11	16	15	11	11	14	12	15



	Per 10,000 births														
	boys and girls					boys					girls				
	2016	2017	2018	2019	2020	2016	2017	2018	2019	2020	2016	2017	2018	2019	2020
<b>Total population</b>															
<b>Republic of Kazakhstan</b>	45.90	40.33	41.31	42.95	41.54	51.97	44.51	47.67	49.50	48.33	39.37	35.83	34.59	35.93	34.26
Akmola	35.15	27.52	29.01	35.03	33.58	37.10	26.60	28.20	37.74	39.86	33.05	28.49	29.86	32.07	26.74
Aktobe	45.98	36.36	45.09	50.64	54.02	49.94	32.25	48.80	50.47	68.97	41.76	40.79	41.17	50.82	37.99
Almaty	37.21	41.89	38.98	41.42	41.76	42.22	47.34	45.70	51.50	47.79	31.75	36.06	31.84	30.64	35.44
Atyrau	43.15	41.26	67.33	70.67	62.77	37.22	44.65	79.89	71.13	60.40	49.49	37.58	53.78	70.06	65.29
Batys Kazakhstan	40.32	36.40	35.36	37.34	57.06	53.74	48.07	44.79	45.25	57.86	25.56	24.04	25.32	28.75	56.20
Zhambyl	46.13	36.20	32.31	45.46	32.57	56.89	45.72	38.18	55.81	41.92	34.92	26.19	26.07	34.39	22.63
Karagandy	39.56	39.67	42.31	49.93	46.54	46.29	44.42	54.44	57.23	56.36	32.47	34.73	29.10	41.93	36.10
Kostanai	52.64	63.54	56.65	56.61	55.69	51.47	73.24	63.59	69.93	68.50	53.82	52.91	49.34	42.69	42.21
Kyzylorda	52.77	32.55	44.41	41.93	62.90	58.49	35.47	54.56	52.10	79.66	46.50	29.45	33.51	31.04	44.84
Mangystau	47.15	42.61	47.53	52.97	42.79	52.94	48.52	54.45	60.04	50.24	41.00	36.25	40.05	45.52	34.66
Pavlodar	41.14	35.46	32.80	34.43	37.38	35.15	36.51	36.21	34.86	48.24	47.52	34.32	29.25	33.98	26.05
Soltustik Kazakhstan	49.12	49.76	58.21	66.74	56.69	62.88	45.13	70.05	87.10	58.54	34.63	54.53	45.60	45.00	54.68
Turkistan*	55.24	46.92	35.75	28.94	27.42	65.53	56.01	42.80	32.88	29.51	44.18	37.22	28.30	24.70	25.16
Shygys Kazakhstan	47.55	35.50	39.72	41.20	40.42	57.04	40.87	44.84	42.86	41.18	37.24	29.71	34.09	39.34	39.61
Nur-Sultan city	35.20	30.49	25.51	24.97	24.35	39.54	31.37	30.80	27.68	31.87	30.59	29.53	19.86	22.09	16.21
Almaty city	49.90	44.19	53.31	46.25	42.79	53.92	45.87	57.57	54.69	54.04	45.64	42.36	48.80	37.31	30.55
Shymkent city	-	42.04	44.09	50.25	41.94	-	39.77	44.42	59.53	45.91	-	44.52	43.80	40.32	37.72
<b>Urban population</b>															
<b>Republic of Kazakhstan</b>	47.75	40.23	43.18	46.75	47.39	53.69	41.78	49.11	52.62	56.00	41.35	38.58	36.85	40.50	38.14
Akmola	40.15	19.67	35.65	41.80	30.56	40.28	14.56	32.69	50.60	38.47	39.98	25.20	38.84	32.25	22.12
Aktobe	50.21	33.06	48.78	48.50	53.68	55.77	29.18	60.53	49.52	69.61	44.25	37.22	36.30	47.33	36.62
Almaty	41.21	41.71	38.23	51.39	59.40	48.82	48.90	42.08	62.41	58.99	33.05	34.09	34.26	39.44	59.81
Atyrau	42.02	48.27	57.14	77.26	75.83	34.04	46.26	61.64	64.05	75.13	50.50	50.46	52.28	91.55	76.58
Batys Kazakhstan	39.45	39.26	33.10	39.82	68.55	49.40	44.61	43.95	50.86	72.21	28.50	33.64	21.70	27.85	64.59
Zhambyl	72.49	44.81	38.73	57.86	50.27	93.18	53.73	49.52	64.13	66.48	50.70	35.54	27.26	51.16	33.27
Karagandy	41.47	39.24	44.56	55.51	51.65	49.74	45.03	56.90	65.21	62.89	32.81	33.25	30.80	44.77	39.81
Kostanai	49.72	64.63	54.25	49.72	66.60	41.40	62.98	66.75	55.78	88.54	58.55	66.38	41.61	43.43	43.10
Kyzylorda	74.71	38.54	56.29	38.79	72.40	88.59	38.36	68.43	36.19	94.89	59.31	38.79	43.12	41.63	47.84
Mangystau	48.47	36.36	45.21	72.06	60.52	67.47	40.82	45.89	81.67	66.47	28.47	31.69	44.49	61.88	54.00
Pavlodar	38.47	43.82	38.46	41.61	39.65	28.19	45.16	37.60	40.13	50.79	49.68	42.37	39.35	43.22	27.95
Soltustik Kazakhstan	34.36	52.96	64.52	73.52	45.37	35.98	39.03	65.48	100.89	51.75	32.73	67.20	63.56	43.21	38.29
Turkistan*	52.00	52.24	36.31	34.32	43.79	59.94	60.82	40.33	43.57	48.75	43.45	43.09	32.00	24.50	39.29
Shygys Kazakhstan	49.88	31.66	43.68	43.75	42.11	56.53	32.71	53.85	44.69	43.98	42.63	30.54	32.41	42.75	40.09
Nur-Sultan city	35.20	30.49	25.51	24.97	24.35	39.54	31.37	30.80	27.68	31.87	30.59	29.53	19.86	22.09	16.21
Almaty city	49.90	44.19	53.31	46.25	42.79	53.92	45.87	57.57	54.69	54.04	45.64	42.36	48.80	37.31	30.55
Shymkent city	-	42.04	44.09	50.25	41.94	-	39.77	44.42	59.53	45.91	-	44.52	43.80	40.32	37.72
<b>Rural population</b>															
<b>Republic of Kazakhstan</b>	43.38	40.41	38.60	37.27	33.30	49.68	48.31	45.54	44.87	37.49	36.61	31.95	31.26	29.19	28.82
Akmola	29.35	36.53	21.80	27.49	36.90	33.45	40.57	23.24	23.31	41.35	25.04	32.21	20.32	32.07	31.94
Aktobe	37.59	46.60	35.49	57.11	55.03	38.22	41.73	15.37	53.26	67.11	36.89	51.60	56.70	61.31	41.97
Almaty	35.90	41.97	39.21	38.06	36.24	40.07	46.80	46.89	47.81	44.30	31.35	36.75	31.03	27.70	27.76
Atyrau	44.50	32.62	79.00	62.07	47.31	40.80	42.46	101.24	80.25	42.71	48.45	22.29	55.21	42.28	52.12
Batys Kazakhstan	41.24	32.51	38.44	33.89	42.10	59.21	52.64	45.95	37.65	39.09	21.51	11.20	30.40	29.81	45.33
Zhambyl	28.45	30.28	27.51	35.84	18.47	32.49	40.21	29.75	49.37	22.59	24.25	19.60	25.14	21.49	14.05
Karagandy	31.70	41.42	33.12	28.05	26.87	32.45	42.12	43.36	25.28	31.68	30.90	40.71	22.53	31.02	21.62
Kostanai	56.57	61.89	60.01	67.85	38.08	64.53	86.78	59.20	92.76	35.43	47.62	33.73	60.83	41.72	40.80
Kyzylorda	32.69	27.10	33.26	45.08	54.06	30.58	32.81	41.25	68.06	65.31	34.89	20.92	24.79	20.93	42.09
Mangystau	46.18	47.89	49.70	39.98	30.44	41.76	54.98	61.76	45.38	38.91	50.93	40.11	36.53	34.26	21.21
Pavlodar	47.22	16.28	19.60	17.37	32.42	51.68	16.04	33.00	22.37	42.62	42.60	16.53	5.71	11.98	21.93
Soltustik Kazakhstan	63.24	46.85	51.90	60.14	67.17	88.59	51.00	74.39	73.19	64.94	36.40	42.51	28.00	46.65	69.57
Turkistan*	58.10	45.08	35.58	26.88	21.65	70.66	54.30	43.69	28.88	22.61	44.71	35.25	26.94	24.72	20.61
Shygys Kazakhstan	43.49	42.28	32.27	36.40	37.37	57.93	55.37	27.71	39.36	36.11	27.72	28.29	37.10	33.07	38.73

## From congenital anomalies

	Infant deaths under 1 year of age, people														
	boys and girls					boys					girls				
	2016	2017	2018	2019	2020	2016	2017	2018	2019	2020	2016	2017	2018	2019	2020
<b>Total population</b>															
<b>Republic of Kazakhstan</b>	778	726	634	649	661	422	422	364	344	356	356	304	270	305	305
Akmola	18	20	9	17	14	9	11	4	11	9	9	9	5	6	5
Aktobe	47	34	35	33	26	30	16	18	14	14	17	18	17	19	12
Almaty	86	89	66	67	80	45	56	37	37	43	41	33	29	30	37
Atyrau	45	21	35	36	34	21	10	20	18	15	24	11	15	18	19
Batys Kazakhstan	32	27	21	21	29	16	10	14	12	12	16	17	7	9	17
Zhambyl	66	65	49	55	49	34	43	28	30	28	32	22	21	25	21
Karagandy	64	57	36	42	47	38	35	20	18	22	26	22	16	24	25
Kostanai	25	22	26	19	29	12	17	17	14	17	13	5	9	5	12
Kyzylorda	51	57	41	37	38	24	30	22	20	23	27	27	19	17	15
Mangystau	46	39	46	42	48	24	26	21	23	25	22	13	25	19	23
Pavlodar	23	30	14	12	8	17	21	6	7	5	6	9	8	5	3
Soltustik Kazakhstan	10	8	22	10	11	4	4	15	5	7	6	4	7	5	4
Turkistan*	135	103	92	93	87	77	56	54	48	45	58	47	38	45	42
Shygys Kazakhstan	57	41	33	37	26	29	24	21	21	13	28	17	12	16	13
Nur-Sultan city	34	29	26	31	36	17	15	15	15	19	17	14	11	16	17
Almaty city	39	33	47	52	56	25	19	27	29	28	14	14	20	23	28
Shymkent city	-	51	36	45	43	-	29	25	22	31	-	22	11	23	12
<b>Urban population</b>															
<b>Republic of Kazakhstan</b>	440	385	338	415	414	255	222	204	215	225	185	163	134	200	189
Akmola	7	11	5	13	7	4	6	2	9	3	3	5	3	4	4
Aktobe	29	22	27	26	20	22	8	13	10	11	7	14	14	16	9
Almaty	32	18	16	22	25	21	9	9	11	14	11	9	7	11	11
Atyrau	24	8	16	27	15	9	4	8	14	8	15	4	8	13	7
Batys Kazakhstan	16	16	11	13	17	10	4	8	7	7	6	12	3	6	10
Zhambyl	24	32	20	25	27	13	24	12	14	16	11	8	8	11	11
Karagandy	53	50	23	38	41	31	30	14	16	18	22	20	9	22	23
Kostanai	15	9	17	15	19	8	8	12	12	11	7	1	5	3	8
Kyzylorda	30	24	23	22	21	15	13	14	12	16	15	11	9	10	5
Mangystau	27	14	16	20	27	13	9	8	11	14	14	5	8	9	13
Pavlodar	16	21	9	10	4	11	16	5	6	3	5	5	4	4	1
Soltustik Kazakhstan	7	3	8	3	7	3	1	6	1	3	4	2	2	2	4
Turkistan*	60	26	15	27	33	38	13	10	13	17	22	13	5	14	16
Shygys Kazakhstan	27	18	23	26	16	15	14	16	13	6	12	4	7	13	10
Nur-Sultan city	34	29	26	31	36	17	15	15	15	19	17	14	11	16	17
Almaty city	39	33	47	52	56	25	19	27	29	28	14	14	20	23	28
Shymkent city	-	51	36	45	43	-	29	25	22	31	-	22	11	23	12
<b>Rural population</b>															
<b>Republic of Kazakhstan</b>	338	341	296	234	247	167	200	160	129	131	171	141	136	105	116
Akmola	11	9	4	4	7	5	5	2	2	6	6	4	2	2	1
Aktobe	18	12	8	7	6	8	8	5	4	3	10	4	3	3	3
Almaty	54	71	50	45	55	24	47	28	26	29	30	24	22	19	26
Atyrau	21	13	19	9	19	12	6	12	4	7	9	7	7	5	12
Batys Kazakhstan	16	11	10	8	12	6	6	6	5	5	10	5	4	3	7
Zhambyl	42	33	29	30	22	21	19	16	16	12	21	14	13	14	10
Karagandy	11	7	13	4	6	7	5	6	2	4	4	2	7	2	2
Kostanai	10	13	9	4	10	4	9	5	2	6	6	4	4	2	4
Kyzylorda	21	33	18	15	17	9	17	8	8	7	12	16	10	7	10
Mangystau	19	25	30	22	21	11	17	13	12	11	8	8	17	10	10
Pavlodar	7	9	5	2	4	6	5	1	1	2	1	4	4	1	2
Soltustik Kazakhstan	3	5	14	7	4	1	3	9	4	4	2	2	5	3	-
Turkistan*	75	77	77	66	54	39	43	44	35	28	36	34	33	31	26
Shygys Kazakhstan	30	23	10	11	10	14	10	5	8	7	16	13	5	3	3

	Per 10,000 births														
	boys and girls					boys					girls				
	2016	2017	2018	2019	2020	2016	2017	2018	2019	2020	2016	2017	2018	2019	2020
<b>Total population</b>															
<b>Republic of Kazakhstan</b>	19.44	18.52	15.99	16.17	15.49	20.38	20.83	17.80	16.58	16.12	18.42	16.04	14.09	15.72	14.80
Akmola	14.38	16.19	7.25	13.85	11.19	13.91	17.21	6.27	17.30	13.80	14.87	15.08	8.29	10.13	8.36
Aktobe	23.75	17.66	17.93	16.22	12.21	29.38	16.13	17.93	13.33	12.70	17.75	19.32	17.95	19.31	11.69
Almaty	17.02	17.75	13.12	13.28	14.72	17.12	21.55	14.33	14.22	15.45	16.91	13.68	11.84	12.26	13.95
Atyrau	26.97	12.74	20.67	21.20	18.89	24.42	11.75	22.83	20.32	16.18	29.70	13.78	18.33	22.12	21.76
Batys Kazakhstan	24.34	20.91	16.14	16.00	21.21	23.24	15.02	20.90	17.52	16.93	25.56	27.24	11.08	14.37	25.82
Zhambyl	23.42	24.26	18.20	20.33	16.80	23.59	31.21	20.17	21.47	18.63	23.28	16.95	16.10	19.10	14.85
Karagandy	26.65	24.85	15.70	18.24	20.07	30.86	29.90	16.75	14.93	18.23	22.22	19.59	14.55	21.88	22.01
Kostanai	20.25	18.64	22.32	16.55	24.85	18.72	27.67	28.45	23.88	28.40	21.86	8.82	15.86	8.89	21.10
Kyzylorda	26.39	29.93	21.42	19.15	17.45	23.79	30.40	22.23	20.04	20.36	29.20	29.45	20.54	18.19	14.31
Mangystau	23.32	20.02	23.26	20.60	22.09	23.53	25.74	20.42	21.92	22.03	23.13	13.86	26.35	19.22	22.14
Pavlodar	18.20	24.74	11.77	10.33	6.80	25.98	33.34	9.88	11.62	8.32	9.83	15.45	13.77	8.94	5.21
Soltustik Kazakhstan	12.93	10.76	30.49	14.51	15.99	10.06	10.62	40.41	14.05	19.51	15.98	10.91	19.95	15.00	12.15
Turkistan*	16.57	19.18	17.04	16.82	14.20	18.28	20.24	19.42	16.79	14.13	14.73	18.03	14.53	16.84	14.28
Shygys Kazakhstan	24.87	18.42	15.07	16.94	11.55	24.33	20.87	18.46	18.37	11.15	25.43	15.79	11.36	15.35	11.97
Nur-Sultan city	12.34	10.28	8.96	10.75	12.18	12.00	10.23	10.04	10.13	12.36	12.68	10.34	7.80	11.40	11.98
Almaty city	12.32	10.49	14.24	15.22	15.76	15.32	11.62	15.86	16.52	15.13	9.13	9.27	12.51	13.84	16.45
Shymkent city	-	19.85	13.45	15.92	13.56	-	21.76	17.91	15.05	18.98	-	17.81	8.60	16.86	7.80
<b>Urban population</b>															
<b>Republic of Kazakhstan</b>	19.20	16.76	14.46	17.37	16.58	21.53	18.70	16.89	17.40	17.40	16.70	14.69	11.87	17.34	15.71
Akmola	10.41	16.64	7.75	20.12	10.70	11.51	17.47	5.94	26.79	8.88	9.23	15.75	9.71	12.90	12.64
Aktobe	22.06	15.15	18.82	17.04	12.63	32.29	10.61	17.49	12.70	13.43	11.06	20.04	20.33	21.64	11.77
Almaty	25.36	14.16	12.74	17.39	19.28	32.04	13.75	14.03	16.74	21.18	18.18	14.61	11.42	18.08	17.31
Atyrau	28.01	8.78	17.58	28.19	15.37	20.43	8.41	17.00	28.02	15.82	36.07	9.18	18.19	28.34	14.89
Batys Kazakhstan	21.77	21.66	14.56	17.25	21.99	26.00	10.50	20.68	17.80	17.43	17.10	33.64	8.14	16.71	26.91
Zhambyl	21.22	29.27	17.60	21.27	20.88	22.43	42.98	20.49	23.02	24.17	19.92	14.96	14.54	19.40	17.43
Karagandy	27.47	27.25	12.50	20.68	22.06	31.47	32.17	14.48	16.56	18.87	23.29	22.16	10.27	25.25	25.43
Kostanai	21.31	13.22	24.93	21.31	26.36	22.08	22.90	34.83	33.47	29.51	20.49	3.02	14.86	8.69	22.99
Kyzylorda	32.48	26.43	24.90	23.06	20.01	30.90	27.70	29.03	24.13	29.20	34.22	25.10	20.43	21.91	9.97
Mangystau	31.16	15.43	18.08	24.02	30.26	29.24	19.34	17.48	25.67	30.02	33.21	11.32	18.73	22.28	30.52
Pavlodar	18.10	24.87	10.82	12.24	4.96	23.85	36.13	11.75	14.16	7.26	11.83	12.46	9.84	10.17	2.54
Soltustik Kazakhstan	18.50	8.36	22.44	8.82	21.17	15.42	5.58	32.74	5.60	17.25	21.82	11.20	11.56	12.35	25.53
Turkistan*	15.52	19.40	10.68	17.82	20.65	18.98	18.82	13.91	16.66	20.21	11.80	20.01	7.27	19.06	21.12
Shygys Kazakhstan	18.45	12.66	16.20	18.35	11.04	19.72	19.08	21.54	17.60	8.00	17.05	5.82	10.31	19.16	14.32
Nur-Sultan city	12.34	10.28	8.96	10.75	12.18	12.00	10.23	10.04	10.13	12.36	12.68	10.34	7.80	11.40	11.98
Almaty city	12.32	10.49	14.24	15.22	15.76	15.32	11.62	15.86	16.52	15.13	9.13	9.27	12.51	13.84	16.45
Shymkent city	-	19.85	13.45	15.92	13.56	-	21.76	17.91	15.05	18.98	-	17.81	8.60	16.86	7.80
<b>Rural population</b>															
<b>Republic of Kazakhstan</b>	19.74	20.97	18.16	14.37	13.94	18.86	23.80	19.07	15.35	14.32	20.66	17.95	17.21	13.33	13.53
Akmola	18.99	15.65	6.71	6.87	11.74	16.73	16.91	6.64	6.66	19.08	21.46	14.32	6.77	7.13	3.55
Aktobe	27.06	25.42	15.77	13.79	11.01	23.52	33.38	19.21	15.22	10.60	30.74	17.20	12.15	12.26	11.45
Almaty	14.26	18.98	13.25	11.89	13.29	12.17	24.17	14.43	13.36	13.67	16.50	13.36	11.98	10.32	12.89
Atyrau	25.96	17.67	24.21	12.14	23.05	28.80	15.92	29.63	10.35	16.61	22.95	19.50	18.40	14.09	29.78
Batys Kazakhstan	27.49	19.86	18.31	14.27	20.21	19.74	21.05	21.21	17.11	16.29	35.85	18.67	15.20	11.18	24.41
Zhambyl	24.89	20.82	18.56	19.55	13.55	24.37	23.15	19.83	20.25	14.27	25.47	18.29	17.20	18.80	12.77
Karagandy	23.25	15.26	28.70	8.63	12.40	28.40	21.06	26.02	8.43	15.84	17.66	9.05	31.54	8.86	8.65
Kostanai	18.86	25.96	18.62	9.05	22.40	14.34	33.96	19.73	8.83	26.57	23.81	16.87	17.38	9.27	18.13
Kyzylorda	20.80	33.12	18.14	15.37	15.07	17.20	32.81	15.72	16.01	12.03	24.63	33.47	20.66	14.65	18.30
Mangystau	17.20	23.95	27.61	18.33	16.39	19.14	31.16	22.94	19.45	16.46	15.09	16.04	32.68	17.13	16.32
Pavlodar	18.36	24.42	14.00	5.79	10.81	31.01	26.73	5.50	5.59	10.66	5.33	22.04	22.86	5.99	10.96
Soltustik Kazakhstan	7.59	13.01	38.24	20.05	11.20	4.92	15.30	47.82	22.52	21.65	10.40	10.63	28.00	17.49	-
Turkistan*	17.50	19.07	19.29	16.42	11.93	17.67	20.66	21.36	16.85	11.94	17.31	17.37	17.10	15.97	11.91
Shygys Kazakhstan	36.24	28.60	12.91	14.30	12.46	32.44	24.07	12.60	19.68	16.85	40.32	33.43	13.25	8.27	7.75

## From respiratory diseases

	Infant deaths under 1 year of age, people														
	boys and girls					boys					girls				
	2016	2017	2018	2019	2020	2016	2017	2018	2019	2020	2016	2017	2018	2019	2020
<b>Total population</b>															
<b>Republic of Kazakhstan</b>	205	196	203	248	222	110	106	125	140	128	95	90	78	108	94
Akmola	7	16	10	14	15	3	8	7	5	7	4	8	3	9	8
Aktobe	3	3	5	12	8	2	1	3	2	5	1	2	2	10	3
Almaty	21	22	18	22	19	10	10	9	16	12	11	12	9	6	7
Atyrau	7	3	3	8	3	4	2	1	4	1	3	1	2	4	2
Batys Kazakhstan	9	1	7	6	6	5	1	5	5	4	4	0	2	1	2
Zhambyl	6	8	14	5	5	4	2	8	3	2	2	6	6	2	3
Karagandy	4	9	14	9	10	1	6	9	6	6	3	3	5	3	4
Kostanai	3	4	5	9	15	2	2	4	7	6	1	2	1	2	9
Kyzylorda	4	6	6	17	10	2	3	3	8	7	2	3	3	9	3
Mangystau	13	8	15	16	10	10	7	9	9	5	3	1	6	7	5
Pavlodar	5	5	4	9	4	3	4	3	3	3	2	1	1	6	1
Soltustik Kazakhstan	2	7	5	5	2	1	4	4	3	2	1	3	1	2	-
Turkistan*	73	49	41	47	45	41	32	27	27	29	32	17	14	20	16
Shygys Kazakhstan	18	14	18	17	17	8	5	8	9	9	10	9	10	8	8
Nur-Sultan city	12	8	5	7	10	4	6	5	3	5	8	2	0	4	5
Almaty city	18	13	17	25	20	10	4	10	14	11	8	9	7	11	9
Shymkent city	-	20	16	20	23	-	9	10	16	14	-	11	6	4	9
<b>Urban population</b>															
<b>Republic of Kazakhstan</b>	101	101	105	132	129	57	51	66	80	71	44	50	39	52	58
Akmola	4	8	4	5	9	3	2	3	2	3	1	6	1	3	6
Aktobe	0	1	2	10	3	0	0	1	2	2	0	1	1	8	1
Almaty	4	3	7	7	9	3	3	2	5	5	1	0	5	2	4
Atyrau	3	3	1	4	1	2	2	0	2	1	1	1	1	2	-
Batys Kazakhstan	5	1	4	3	2	4	1	2	3	1	1	0	2	0	1
Zhambyl	4	5	4	1	1	2	2	3	1	-	2	3	1	0	1
Karagandy	4	9	8	8	6	1	6	6	5	3	3	3	2	3	3
Kostanai	2	2	4	2	8	2	1	3	2	4	0	1	1	0	4
Kyzylorda	2	4	2	7	7	1	2	1	4	5	1	2	1	3	2
Mangystau	3	1	8	6	4	2	0	5	5	1	1	1	3	1	3
Pavlodar	4	4	4	4	3	3	4	3	2	2	1	0	1	2	1
Soltustik Kazakhstan	0	2	2	3	-	0	0	1	2	-	0	2	1	1	-
Turkistan*	23	11	10	10	16	14	7	7	7	11	9	4	3	3	5
Shygys Kazakhstan	13	6	7	10	7	6	2	4	5	3	7	4	3	5	4
Nur-Sultan city	12	8	5	7	10	4	6	5	3	5	8	2	0	4	5
Almaty city	18	13	17	25	20	10	4	10	14	11	8	9	7	11	9
Shymkent city	-	20	16	20	23	-	9	10	16	14	-	11	6	4	9
<b>Rural population</b>															
<b>Republic of Kazakhstan</b>	104	95	98	116	93	53	55	59	60	57	51	40	39	56	36
Akmola	3	8	6	9	6	0	6	4	3	4	3	2	2	6	2
Aktobe	3	2	3	2	5	2	1	2	0	3	1	1	1	2	2
Almaty	17	19	11	15	10	7	7	7	11	7	10	12	4	4	3
Atyrau	4	0	2	4	2	2	0	1	2	-	2	0	1	2	2
Batys Kazakhstan	4	0	3	3	4	1	0	3	2	3	3	0	0	1	1
Zhambyl	2	3	10	4	4	2	0	5	2	2	0	3	5	2	2
Karagandy	0	0	6	1	4	0	0	3	1	3	0	0	3		1
Kostanai	1	2	1	7	7	0	1	1	5	2	1	1	0	2	5
Kyzylorda	2	2	4	10	3	1	1	2	4	2	1	1	2	6	1
Mangystau	10	7	7	10	6	8	7	4	4	4	2	0	3	6	2
Pavlodar	1	1	0	5	1	0	0	0	1	1	1	1	0	4	-
Soltustik Kazakhstan	2	5	3	2	2	1	4	3	1	2	1	1	0	1	-
Turkistan*	50	38	31	37	29	27	25	20	20	18	23	13	11	17	11
Shygys Kazakhstan	5	8	11	7	10	2	3	4	4	6	3	5	7	3	4

	Per 10,000 births														
	boys and girls					boys					girls				
	2016	2017	2018	2019	2020	2016	2017	2018	2019	2020	2016	2017	2018	2019	2020
<b>Total population</b>															
<b>Republic of Kazakhstan</b>	5.12	5.00	5.12	6.18	5.20	5.31	5.23	6.11	6.75	5.80	4.91	4.75	4.07	5.57	4.56
Akmola	5.59	12.95	8.06	11.40	11.99	4.64	12.52	10.97	7.86	10.73	6.61	13.40	4.98	15.19	13.37
Aktobe	1.52	1.56	2.56	5.90	3.76	1.96	1.01	2.99	1.90	4.54	1.04	2.15	2.11	10.16	2.92
Almaty	4.16	4.39	3.58	4.36	3.50	3.80	3.85	3.49	6.15	4.31	4.54	4.97	3.67	2.45	2.64
Atyrau	4.20	1.82	1.77	4.71	1.67	4.65	2.35	1.14	4.52	1.08	3.71	1.25	2.44	4.92	2.29
Batys Kazakhstan	6.85	0.77	5.38	4.57	4.39	7.26	1.50	7.46	7.30	5.64	6.39	0.00	3.17	1.60	3.04
Zhambyl	2.13	2.99	5.20	1.85	1.71	2.78	1.45	5.76	2.15	1.33	1.45	4.62	4.60	1.53	2.12
Karagandy	1.67	3.92	6.11	3.91	4.27	0.81	5.13	7.54	4.98	4.97	2.56	2.67	4.55	2.73	3.52
Kostanai	2.43	3.39	4.29	7.84	12.85	3.12	3.26	6.69	11.94	10.03	1.68	3.53	1.76	3.56	15.83
Kyzylorda	2.07	3.15	3.13	8.80	4.59	1.98	3.04	3.03	8.01	6.20	2.16	3.27	3.24	9.63	2.86
Mangystau	6.59	4.11	7.59	7.85	4.60	9.80	6.93	8.75	8.58	4.41	3.15	1.07	6.32	7.08	4.81
Pavlodar	3.96	4.12	3.36	7.75	3.40	4.58	6.35	4.94	4.98	4.99	3.28	1.72	1.72	10.73	1.74
Soltustik Kazakhstan	2.59	9.41	6.93	7.25	2.91	2.52	10.62	10.78	8.43	5.58	2.66	8.18	2.85	6.00	-
Turkistan*	8.96	9.12	7.60	8.50	7.35	9.73	11.56	9.71	9.44	9.10	8.13	6.52	5.35	7.49	5.44
Shygys Kazakhstan	7.85	6.29	8.22	7.78	7.55	6.71	4.35	7.03	7.87	7.72	9.08	8.36	9.47	7.68	7.37
Nur-Sultan city	4.35	2.84	1.72	2.43	3.38	2.82	4.09	3.35	2.03	3.25	5.97	1.48	0.00	2.85	3.52
Almaty city	5.69	4.13	5.15	7.32	5.63	6.13	2.45	5.87	7.98	5.94	5.22	5.96	4.38	6.62	5.29
Shymkent city	-	7.79	5.98	7.08	7.25	-	6.75	7.16	10.95	8.57	-	8.90	4.69	2.93	5.85
<b>Urban population</b>															
<b>Republic of Kazakhstan</b>	4.41	4.40	4.49	5.53	5.17	4.81	4.30	5.47	6.48	5.49	3.97	4.51	3.45	4.51	4.82
Akmola	5.95	12.10	6.20	7.74	13.75	8.63	5.82	8.91	5.95	8.88	3.08	18.90	3.24	9.68	18.96
Aktobe	0.00	0.69	1.39	6.55	1.89	0.00	0.00	1.35	2.54	2.44	0.00	1.43	1.45	10.82	1.31
Almaty	3.17	2.36	5.58	5.53	6.94	4.58	4.58	3.12	7.61	7.56	1.65	0.00	8.16	3.29	6.30
Atyrau	3.50	3.29	1.10	4.18	1.02	4.54	4.21	0.00	4.00	1.98	2.40	2.29	2.27	4.36	-
Batys Kazakhstan	6.80	1.35	5.30	3.98	2.59	10.40	2.62	5.17	7.63	2.49	2.85	0.00	5.43	0.00	2.69
Zhambyl	3.54	4.57	3.52	0.85	0.77	3.45	3.58	5.12	1.64	-	3.62	5.61	1.82	0.00	1.58
Karagandy	2.07	4.91	4.35	4.35	3.23	1.02	6.43	6.21	5.18	3.14	3.18	3.32	2.28	3.44	3.32
Kostanai	2.84	2.94	5.86	2.84	11.10	5.52	2.86	8.71	5.58	10.73	0.00	3.02	2.97	0.00	11.49
Kyzylorda	2.17	4.41	2.16	7.34	6.67	2.06	4.26	2.07	8.04	9.12	2.28	4.56	2.27	6.57	3.99
Mangystau	3.46	1.10	9.04	7.21	4.48	4.50	0.00	10.93	11.67	2.14	2.37	2.26	7.03	2.48	7.04
Pavlodar	4.53	4.74	4.81	4.89	3.72	6.51	9.03	7.05	4.72	4.84	2.37	0.00	2.46	5.08	2.54
Soltustik Kazakhstan	0.00	5.58	5.61	8.82	-	0.00	0.00	5.46	11.21	-	0.00	11.20	5.78	6.17	-
Turkistan*	5.95	8.21	7.12	6.60	10.01	6.99	10.14	9.73	8.97	13.08	4.83	6.16	4.36	4.08	6.60
Shygys Kazakhstan	8.88	4.22	4.93	7.06	4.83	7.89	2.73	5.38	6.77	4.00	9.95	5.82	4.42	7.37	5.73
Nur-Sultan city	4.35	2.84	1.72	2.43	3.38	2.82	4.09	3.35	2.03	3.25	5.97	1.48	0.00	2.85	3.52
Almaty city	5.69	4.13	5.15	7.32	5.63	6.13	2.45	5.87	7.98	5.94	5.22	5.96	4.38	6.62	5.29
Shymkent city	-	7.79	5.98	7.08	7.25	-	6.75	7.16	10.95	8.57	-	8.90	4.69	2.93	5.85
<b>Rural population</b>															
<b>Republic of Kazakhstan</b>	6.07	5.84	6.01	7.12	5.25	5.98	6.54	7.03	7.14	6.23	6.16	5.09	4.94	7.11	4.20
Akmola	5.18	13.91	10.06	15.46	10.06	0.00	20.29	13.28	9.99	12.72	10.73	7.16	6.77	21.38	7.10
Aktobe	4.51	4.24	5.92	3.94	9.17	5.88	4.17	7.68	0.00	10.60	3.07	4.30	4.05	8.18	7.63
Almaty	4.49	5.08	2.91	3.96	2.42	3.55	3.60	3.61	5.65	3.30	5.50	6.68	2.18	2.17	1.49
Atyrau	4.94	0.00	2.55	5.40	2.43	4.80	0.00	2.47	5.18	-	5.10	0.00	2.63	5.64	4.96
Batys Kazakhstan	6.87	0.00	5.49	5.35	6.74	3.29	0.00	10.60	6.85	9.77	10.76	0.00	0.00	3.73	3.49
Zhambyl	1.19	1.89	6.40	2.61	2.46	2.32	0.00	6.20	2.53	2.38	0.00	3.92	6.62	2.69	2.55
Karagandy	0.00	0.00	13.25	2.16	8.27	0.00	0.00	13.01	4.21	11.88	0.00	0.00	13.52	0.00	4.32
Kostanai	1.89	3.99	2.07	15.83	15.68	0.00	3.77	3.95	22.09	8.86	3.97	4.22	0.00	9.27	22.67
Kyzylorda	1.98	2.01	4.03	10.24	2.66	1.91	1.93	3.93	8.01	3.44	2.05	2.09	4.13	12.56	1.83
Mangystau	9.05	6.71	6.44	8.33	4.68	13.92	12.83	7.06	6.48	5.99	3.77	0.00	5.77	10.28	3.26
Pavlodar	2.62	2.71	0.00	14.48	2.70	0.00	0.00	0.00	5.59	5.33	5.33	5.51	0.00	23.95	-
Soltustik Kazakhstan	5.06	13.01	8.20	5.73	5.60	4.92	20.40	15.94	5.63	10.82	5.20	5.31	0.00	5.83	-
Turkistan*	11.67	9.41	7.77	9.21	6.41	12.23	12.01	9.71	9.63	7.68	11.06	6.64	5.70	8.76	5.04
Shygys Kazakhstan	6.04	9.95	14.20	9.10	12.46	4.63	7.22	10.08	9.84	14.44	7.56	12.86	18.55	8.27	10.33

## From infectious and parasitic diseases

	Infant deaths under 1 year of age, people														
	boys and girls					boys					girls				
	2016	2017	2018	2019	2020	2016	2017	2018	2019	2020	2016	2017	2018	2019	2020
<b>Total population</b>															
<b>Republic of Kazakhstan</b>	123	136	145	164	141	76	85	84	94	82	47	51	61	70	59
Akmola	1	3	1	5	1	1	3	1	1	1	0	0	0	4	-
Aktobe	14	18	19	12	13	8	10	11	7	5	6	8	8	5	8
Almaty	10	14	9	16	24	6	8	4	10	15	4	6	5	6	9
Atyrau	9	10	8	5	6	6	5	3	3	4	3	5	5	2	2
Batys Kazakhstan	2	0	1	1	3	1	0	0	0	1	1	0	1	1	2
Zhambyl	6	7	7	12	10	3	6	3	6	6	3	1	4	6	4
Karagandy	8	4	3	6	6	6	4	1	3	2	2	0	2	3	4
Kostanai	6	5	8	2	1	1	3	5	2	-	5	2	3	0	1
Kyzylorda	12	12	14	23	12	6	4	10	14	9	6	8	4	9	3
Mangystau	6	4	11	6	8	6	1	3	2	2	0	3	8	4	6
Pavlodar	2	4	1	2	-	1	4	0	2	-	1	0	1	0	-
Soltustik Kazakhstan	2	3	1	-	-	1	2	1	0	-	1	1	0	0	-
Turkistan*	30	29	34	44	31	19	20	22	26	20	11	9	12	18	11
Shygys Kazakhstan	8	8	5	8	5	6	5	2	3	2	2	3	3	5	3
Nur-Sultan city	4	1	3	4	3	3	1	2	2	2	1	0	1	2	1
Almaty city	3	6	5	2	5	2	5	4	1	5	1	1	1	1	-
Shymkent city	-	8	15	16	13	-	4	12	12	8	-	4	3	4	5
<b>Urban population</b>															
<b>Republic of Kazakhstan</b>	68	70	82	80	80	39	44	49	49	46	29	26	33	31	34
Akmola	1	2	1	2	-	1	2	1	0	-	0	0	0	2	-
Aktobe	12	11	13	8	11	7	5	7	4	4	5	6	6	4	7
Almaty	1	1	1	4	8	0	0	1	3	7	1	1	0	1	1
Atyrau	6	4	6	1	2	4	2	3	1	1	2	2	3	0	1
Batys Kazakhstan	1	0	1	1	3	0	0	0	0	1	1	0	1	1	2
Zhambyl	2	4	2	7	7	0	4	1	5	4	2	0	1	2	3
Karagandy	6	3	3	2	6	5	3	1	2	2	1	0	2	0	4
Kostanai	4	4	5	1	-	0	2	2	1	-	4	2	3	0	-
Kyzylorda	6	4	7	14	5	3	1	4	9	4	3	3	3	5	1
Mangystau	0	2	6	2	3	0	1	2	1	1	0	1	4	1	2
Pavlodar	1	2	0	0	-	1	2	0	0	-	0	0	0	0	-
Soltustik Kazakhstan	0	3	0	0	-	0	2	0	0	-	0	1	0	0	-
Turkistan*	16	8	12	9	12	10	5	9	5	6	6	3	3	4	6
Shygys Kazakhstan	5	7	2	7	2	3	5	0	3	1	2	2	2	4	1
Nur-Sultan city	4	1	3	4	3	3	1	2	2	2	1	0	1	2	1
Almaty city	3	6	5	2	5	2	5	4	1	5	1	1	1	1	-
Shymkent city	-	8	15	16	13	-	4	12	12	8	-	4	3	4	5
<b>Rural population</b>															
<b>Republic of Kazakhstan</b>	55	66	63	84	61	37	41	35	45	36	18	25	28	39	25
Akmola	0	1	0	3	1	0	1	0	1	1	0	0	0	2	-
Aktobe	2	7	6	4	2	1	5	4	3	1	1	2	2	1	1
Almaty	9	13	8	12	16	6	8	3	7	8	3	5	5	5	8
Atyrau	3	6	2	4	4	2	3	0	2	3	1	3	2	2	1
Batys Kazakhstan	1	0	0	0	-	1	0	0	-	-	0	0	0	0	-
Zhambyl	4	3	5	5	3	3	2	2	1	2	1	1	3	4	1
Karagandy	2	1	0	4	-	1	1	0	1	-	1	0	0	3	-
Kostanai	2	1	3	1	1	1	1	3	1	-	1	0	0	0	1
Kyzylorda	6	8	7	9	7	3	3	6	5	5	3	5	1	4	2
Mangystau	6	2	5	4	5	6	0	1	1	1	0	2	4	3	4
Pavlodar	1	2	1	2	-	0	2	0	2	-	1	0	1	0	-
Soltustik Kazakhstan	2	0	1	0	-	1	0	1	-	-	1	0	0	0	-
Turkistan*	14	21	22	35	19	9	15	13	21	14	5	6	9	14	5
Shygys Kazakhstan	3	1	3	1	3	3	0	2	-	1	0	1	1	1	2

	Per 10,000 births														
	boys and girls					boys					girls				
	2016	2017	2018	2019	2020	2016	2017	2018	2019	2020	2016	2017	2018	2019	2020
<b>Total population</b>															
<b>Republic of Kazakhstan</b>	3.07	3.47	3.66	4.09	3.30	3.67	4.19	4.11	4.53	3.71	2.43	2.69	3.18	3.61	2.86
Akmola	0.80	2.43	0.81	4.07	0.80	1.55	4.69	1.57	1.57	1.53	0.00	0.00	0.00	6.75	-
Aktobe	7.07	9.35	9.74	5.90	6.11	7.83	10.08	10.96	6.67	4.54	6.26	8.59	8.45	5.08	7.79
Almaty	1.98	2.79	1.79	3.17	4.42	2.28	3.08	1.55	3.84	5.39	1.65	2.49	2.04	2.45	3.39
Atyrau	5.39	6.07	4.72	2.94	3.33	6.98	5.88	3.42	3.39	4.31	3.71	6.26	6.11	2.46	2.29
Batys Kazakhstan	1.52	0.00	0.77	0.76	2.19	1.45	0.00	0.00	0.00	1.41	1.60	0.00	1.58	1.60	3.04
Zhambyl	2.13	2.61	2.60	4.44	3.43	2.08	4.35	2.16	4.29	3.99	2.18	0.77	3.07	4.58	2.83
Karagandy	3.33	1.74	1.31	2.61	2.56	4.87	3.42	0.84	2.49	1.66	1.71	0.00	1.82	2.73	3.52
Kostanai	4.86	4.24	6.87	1.74	0.86	1.56	4.88	8.37	3.41	-	8.41	3.53	5.29	0.00	1.76
Kyzylorda	6.21	6.30	7.31	11.91	5.51	5.95	4.05	10.10	14.03	7.97	6.49	8.73	4.32	9.63	2.86
Mangystau	3.04	2.05	5.56	2.94	3.68	5.88	0.99	2.92	1.91	1.76	0.00	3.20	8.43	4.05	5.78
Pavlodar	1.58	3.30	0.84	1.72	-	1.53	6.35	0.00	3.32	-	1.64	0.00	1.72	0.00	-
Soltustik Kazakhstan	2.59	4.03	1.39	0.00	-	2.52	5.31	2.69	0.00	-	2.66	2.73	0.00	0.00	-
Turkistan*	3.68	5.40	6.30	7.96	5.06	4.51	7.23	7.91	9.10	6.28	2.79	3.45	4.59	6.74	3.74
Shygys Kazakhstan	3.49	3.60	2.28	3.66	2.22	5.03	4.35	1.76	2.62	1.72	1.82	2.79	2.84	4.80	2.76
Nur-Sultan city	1.45	0.35	1.03	1.39	1.01	2.12	0.68	1.34	1.35	1.30	0.75	0.00	0.71	1.43	0.70
Almaty city	0.95	1.91	1.51	0.59	1.41	1.23	3.06	2.35	0.57	2.70	0.65	0.66	0.63	0.60	-
Shymkent city	-	3.11	5.60	5.66	4.10	-	3.00	8.60	8.21	4.90	-	3.24	2.35	2.93	3.25
<b>Urban population</b>															
<b>Republic of Kazakhstan</b>	2.97	3.05	3.51	3.35	3.20	3.29	3.71	4.06	3.97	3.56	2.62	2.34	2.92	2.69	2.83
Akmola	1.49	3.03	1.55	3.10	-	2.88	5.82	2.97	0.00	-	0.00	0.00	0.00	6.45	-
Aktobe	9.13	7.58	9.06	5.24	6.95	10.27	6.63	9.42	5.08	4.88	7.90	8.59	8.71	5.41	9.16
Almaty	0.79	0.79	0.80	3.16	6.17	0.00	0.00	1.56	4.57	10.59	1.65	1.62	0.00	1.64	1.57
Atyrau	7.00	4.39	6.59	1.04	2.05	9.08	4.21	6.38	2.00	1.98	4.81	4.59	6.82	0.00	2.13
Batys Kazakhstan	1.36	0.00	1.32	1.33	3.88	0.00	0.00	0.00	0.00	2.49	2.85	0.00	2.71	2.79	5.38
Zhambyl	1.77	3.66	1.76	5.96	5.41	0.00	7.16	1.71	8.22	6.04	3.62	0.00	1.82	3.53	4.75
Karagandy	3.11	1.64	1.63	1.09	3.23	5.08	3.22	1.03	2.07	2.10	1.06	0.00	2.28	0.00	4.42
Kostanai	5.68	5.88	7.33	1.42	-	0.00	5.73	5.80	2.79	-	11.71	6.03	8.92	0.00	-
Kyzylorda	6.50	4.41	7.58	14.68	4.76	6.18	2.13	8.30	18.10	7.30	6.84	6.84	6.81	10.95	1.99
Mangystau	0.00	2.20	6.78	2.40	3.36	0.00	2.15	4.37	2.33	2.14	0.00	2.26	9.37	2.48	4.70
Pavlodar	1.13	2.37	0.00	0.00	-	2.17	4.52	0.00	0.00	-	0.00	0.00	0.00	0.00	-
Soltustik Kazakhstan	0.00	8.36	0.00	0.00	-	0.00	11.15	0.00	0.00	-	0.00	5.60	0.00	0.00	-
Turkistan*	4.14	5.97	8.54	5.94	7.51	5.00	7.24	12.51	6.41	7.13	3.22	4.62	4.36	5.44	7.92
Shygys Kazakhstan	3.42	4.92	1.41	4.94	1.38	3.94	6.81	0.00	4.06	1.33	2.84	2.91	2.95	5.90	1.43
Nur-Sultan city	1.45	0.35	1.03	1.39	1.01	2.12	0.68	1.34	1.35	1.30	0.75	0.00	0.71	1.43	0.70
Almaty city	0.95	1.91	1.51	0.59	1.41	1.23	3.06	2.35	0.57	2.70	0.65	0.66	0.63	0.60	-
Shymkent city	-	3.11	5.60	5.66	4.10	-	3.00	8.60	8.21	4.90	-	3.24	2.35	2.93	3.25
<b>Rural population</b>															
<b>Republic of Kazakhstan</b>	3.21	4.06	3.87	5.16	3.44	4.18	4.88	4.17	5.36	3.93	2.17	3.18	3.54	4.95	2.92
Akmola	0.00	1.74	0.00	5.15	1.68	0.00	3.38	0.00	3.33	3.18	0.00	0.00	0.00	7.13	-
Aktobe	3.01	14.83	11.83	7.88	3.67	2.94	20.87	15.37	11.41	3.53	3.07	8.60	8.10	4.09	3.82
Almaty	2.38	3.48	2.12	3.17	3.87	3.04	4.11	1.55	3.60	3.77	1.65	2.78	2.72	2.72	3.97
Atyrau	3.71	8.16	2.55	5.40	4.85	4.80	7.96	0.00	5.18	7.12	2.55	8.36	5.26	5.64	2.48
Batys Kazakhstan	1.72	0.00	0.00	0.00	-	3.29	0.00	0.00	0.00	-	0.00	0.00	0.00	0.00	-
Zhambyl	2.37	1.89	3.20	3.26	1.85	3.48	2.44	2.48	1.27	2.38	1.21	1.31	3.97	537	1.28
Karagandy	4.23	2.18	0.00	8.63	-	4.06	4.21	0.00	4.21	-	4.41	0.00	0.00	13.29	-
Kostanai	3.77	2.00	6.21	2.26	2.24	3.59	3.77	11.84	4.42	-	3.97	0.00	0.00	0.00	4.53
Kyzylorda	5.94	8.03	7.05	9.22	6.20	5.73	5.79	11.79	10.01	8.59	6.16	10.46	2.07	8.37	3.66
Mangystau	5.43	1.92	4.60	3.33	3.90	10.44	0.00	1.76	1.62	1.50	0.00	4.01	7.69	5.14	6.53
Pavlodar	2.62	5.43	2.80	5.79	-	0.00	10.69	0.00	11.18	-	5.33	0.00	5.71	0.00	-
Soltustik Kazakhstan	5.06	0.00	2.73	0.00	-	4.92	0.00	5.31	0.00	-	5.20	0.00	0.00	0.00	-
Turkistan*	3.27	5.20	5.51	8.71	4.20	4.08	7.21	6.31	10.11	5.97	2.40	3.07	4.66	7.21	2.29
Shygys Kazakhstan	3.62	1.24	3.87	1.30	3.74	6.95	0.00	5.04	0.00	2.41	0.00	2.57	2.65	2.76	5.16

## From accident, poisoning and injury

	Infant deaths under 1 year of age, people														
	boys and girls					boys					girls				
	2016	2017	2018	2019	2020	2016	2017	2018	2019	2020	2016	2017	2018	2019	2020
<b>Total population</b>															
<b>Republic of Kazakhstan</b>	180	158	150	150	112	103	82	88	94	55	77	76	62	56	57
Akmola	12	10	5	7	4	5	7	2	4	1	7	3	3	3	3
Aktobe	5	3	4	4	1	2	1	4	2	1	3	2	0	2	-
Almaty	31	15	25	18	21	20	9	14	9	11	11	6	11	9	10
Atyrau	5	6	8	7	4	4	4	5	7	2	1	2	3	0	2
Batys Kazakhstan	8	6	4	6	3	3	2	4	4	3	5	4	0	2	-
Zhambyl	14	19	13	7	5	10	9	6	5	2	4	10	7	2	3
Karagandy	12	8	11	9	7	6	3	5	7	3	6	5	6	2	4
Kostanai	7	10	6	9	6	5	4	4	3	3	2	6	2	6	3
Kyzylorda	4	4	2	3	8	2	2	0	2	5	2	2	2	1	3
Mangystau	7	6	1	1	2	4	4	0	1	1	3	2	1	0	1
Pavlodar	10	4	6	7	3	7	1	5	6	2	3	3	1	1	1
Soltustik Kazakhstan	0	7	3	1	2	0	3	2		-	0	4	1	1	2
Turkistan*	35	21	24	27	16	18	9	13	18	10	17	12	11	9	6
Shygys Kazakhstan	8	13	10	10	7	4	9	4	2	2	4	4	6	8	5
Nur-Sultan city	17	13	14	9	5	9	9	11	6	1	8	4	3	3	4
Almaty city	5	8	8	10	9	4	5	5	7	3	1	3	3	3	6
Shymkent city	-	5	6	15	9	-	1	4	11	5	-	4	2	4	4
<b>Urban population</b>															
<b>Republic of Kazakhstan</b>	90	69	81	79	61	55	40	53	49	28	35	29	28	30	33
Akmola	3	1	2	1	2	1	0	0	1	1	2	1	2	0	1
Aktobe	1	1	4	2	1	0	1	4	1	1	1	0	0	1	-
Almaty	9	4	5	7	4	7	3	3	2	3	2	1	2	5	1
Atyrau	4	2	5	3	2	3	2	2	3	1	1	0	3	0	1
Batys Kazakhstan	6	4	4	3	2	2	2	4	2	2	4	2	0	1	-
Zhambyl	8	3	4	5	2	5	2	3	3	2	3	1	1	2	-
Karagandy	8	7	10	5	5	3	3	5	4	1	5	4	5	1	4
Kostanai	3	3	1	2	5	2	1	1	0	2	1	2	0	2	3
Kyzylorda	3	3	0	1	3	2	2	0	0	3	1	1	0	1	-
Mangystau	0	3	1	0	1	0	3	0	0	-	0	0	1	0	1
Pavlodar	5	2	5	5	2	3	0	4	4	1	2	2	1	1	1
Soltustik Kazakhstan	0	2	2	0	1	0	1	2	0	-	0	1	0	0	1
Turkistan*	14	1	4	4	4	10	0	3	3	1	4	1	1	1	3
Shygys Kazakhstan	4	7	6	7	4	4	5	2	2	1	0	2	4	5	3
Nur-Sultan city	17	13	14	9	5	9	9	11	6	1	8	4	3	3	4
Almaty city	5	8	8	10	9	4	5	5	7	3	1	3	3	3	6
Shymkent city	-	5	6	15	9	-	1	4	11	5	-	4	2	4	4
<b>Rural population</b>															
<b>Republic of Kazakhstan</b>	90	89	69	71	51	48	42	35	45	27	42	47	34	26	24
Akmola	9	9	3	6	2	4	7	2	3	-	5	2	1	3	2
Aktobe	4	2	0	2	-	2	0	0	1	-	2	2	0	1	--
Almaty	22	11	20	11	17	13	6	11	7	8	9	5	9	4	9
Atyrau	1	4	3	4	2	1	2	3	4	1	0	2	0	0	1
Batys Kazakhstan	2	2	0	3	1	1	0	0	2	1	1	2	0	1	-
Zhambyl	6	16	9	2	3	5	7	3	2	-	1	9	6	0	3
Karagandy	4	1	1	4	2	3	0	0	3	2	1	1	1	1	-
Kostanai	4	7	5	7	1	3	3	3	3	1	1	4	2	4	-
Kyzylorda	1	1	2	2	5	0	0	0	2	2	1	1	2	0	3
Mangystau	7	3	0	1	1	4	1	0	1	1	3	2	0	0	-
Pavlodar	5	2	1	2	1	4	1	1	2	1	1	1	0	0	-
Soltustik Kazakhstan	0	5	1	1	1	0	2	0	0	-	0	3	1	1	1
Turkistan*	21	20	20	23	12	8	9	10	15	9	13	11	10	8	3
Shygys Kazakhstan	4	6	4	3	3	0	4	2	0	1	4	2	2	3	2



	Per 10,000 births														
	boys and girls					boys					girls				
	2016	2017	2018	2019	2020	2016	2017	2018	2019	2020	2016	2017	2018	2019	2020
<b>Total population</b>															
<b>Republic of Kazakhstan</b>	4.50	4.03	3.78	3.74	2.62	4.97	4.05	4.30	4.53	2.49	3.98	4.01	3.23	2.89	2.77
Akmola	9.59	8.09	4.03	5.70	3.20	7.73	10.95	3.13	6.29	1.53	11.57	5.03	4.98	5.06	5.01
Aktobe	2.53	1.56	2.05	1.97	0.47	1.96	1.01	3.98	1.90	0.91	3.13	2.15	0.00	2.03	-
Almaty	6.13	2.99	4.97	3.57	3.86	7.61	3.46	5.42	3.46	3.95	4.54	2.49	4.49	3.68	3.77
Atyrau	3.00	3.64	4.72	4.12	2.22	4.65	4.70	5.71	7.90	2.16	1.24	2.51	3.67	0.00	2.29
Batys Kazakhstan	6.09	4.65	3.07	4.57	2.19	4.36	3.00	5.97	5.84	4.23	7.99	6.41	0.00	3.19	-
Zhambyl	4.97	7.09	4.83	2.59	1.71	6.94	6.53	4.32	3.58	1.33	2.91	7.70	5.37	1.53	2.12
Karagandy	5.00	3.49	4.80	3.91	2.99	4.87	2.56	4.19	5.81	2.49	5.13	4.45	5.46	1.82	3.52
Kostanai	5.67	8.47	5.15	7.84	5.14	7.80	6.51	6.69	5.12	5.01	3.36	10.58	3.52	10.67	5.28
Kyzylorda	2.07	2.10	1.04	1.55	3.67	1.98	2.03	0.00	2.00	4.43	2.16	2.18	2.16	1.07	2.86
Mangystau	3.55	3.08	0.51	0.49	0.92	3.92	3.96	0.00	0.95	0.88	3.15	2.13	1.05	0.00	0.96
Pavlodar	7.91	3.30	5.05	6.03	2.55	10.70	1.59	8.23	9.96	3.33	4.92	5.15	1.72	1.79	1.74
Soltustik Kazakhstan	0.00	9.41	4.16	1.45	2.91	0.00	7.96	5.39	0.00	-	0.00	10.91	2.85	3.00	6.08
Turkistan*	4.30	3.91	4.45	4.88	2.61	4.27	3.25	4.68	6.30	3.14	4.32	4.60	4.21	3.37	2.04
Shygys Kazakhstan	3.49	5.84	4.57	4.58	3.11	3.36	7.83	3.52	1.75	1.72	3.63	3.71	5.68	7.68	4.61
Nur-Sultan city	6.17	4.61	4.83	3.12	1.69	6.35	6.14	7.37	4.05	0.65	5.97	2.95	2.13	2.14	2.82
Almaty city	1.58	2.54	2.42	2.93	2.53	2.45	3.06	2.94	3.99	1.62	0.65	1.99	1.88	1.81	3.53
Shymkent city	-	1.95	2.24	5.31	2.84	-	0.75	2.87	7.53	3.06	-	3.24	1.56	2.93	2.60
<b>Urban population</b>															
<b>Republic of Kazakhstan</b>	3.93	3.00	3.47	3.31	2.44	4.64	3.37	4.39	3.97	2.17	3.16	2.61	2.48	2.60	2.74
Akmola	4.46	1.51	3.10	1.55	3.06	2.88	0.00	0.00	2.98	2.96	6.15	3.15	6.47	0.00	3.16
Aktobe	0.76	0.69	2.79	1.31	0.63	0.00	1.33	5.38	1.27	1.22	1.58	0.00	0.00	1.35	-
Almaty	7.13	3.15	3.98	5.53	3.09	10.68	4.58	4.68	3.04	4.54	3.31	1.62	3.26	8.22	1.57
Atyrau	4.67	2.19	5.49	3.13	2.05	6.81	4.21	4.25	6.01	1.98	2.40	0.00	6.82	0.00	2.13
Batys Kazakhstan	8.16	5.42	5.30	3.98	2.59	5.20	5.25	10.34	5.09	4.98	11.40	5.61	0.00	2.79	-
Zhambyl	7.07	2.74	3.52	4.25	1.55	8.63	3.58	5.12	4.93	3.02	5.43	1.87	1.82	3.53	-
Karagandy	4.15	3.82	5.43	2.72	2.69	3.05	3.22	5.17	4.14	1.05	5.29	4.43	5.70	1.15	4.42
Kostanai	4.26	4.41	1.47	2.84	6.94	5.52	2.86	2.90	0.00	5.37	2.93	6.03	0.00	5.79	8.62
Kyzylorda	3.25	3.30	0.00	1.05	2.86	4.12	4.26	0.00	0.00	5.47	2.28	2.28	0.00	2.19	-
Mangystau	0.00	3.31	1.13	0.00	1.12	0.00	6.45	0.00	0.00	-	0.00	0.00	2.34	0.00	2.35
Pavlodar	5.66	2.37	6.01	6.12	2.48	6.51	0.00	9.40	9.44	2.42	4.73	4.99	2.46	2.54	2.54
Soltustik Kazakhstan	0.00	5.58	5.61	0.00	3.02	0.00	5.58	10.91	0.00	-	0.00	5.60	0.00	0.00	6.38
Turkistan*	3.62	0.75	2.85	2.64	2.50	5.00	0.00	4.17	3.84	1.19	2.15	1.54	1.45	1.36	3.96
Shygys Kazakhstan	2.73	4.92	4.23	4.94	2.76	5.26	6.81	2.69	2.71	1.33	0.00	2.91	5.89	7.37	4.30
Nur-Sultan city	6.17	4.61	4.83	3.12	1.69	6.35	6.14	7.37	4.05	0.65	5.97	2.95	2.13	2.14	2.82
Almaty city	1.58	2.54	2.42	2.93	2.53	2.45	3.06	2.94	3.99	1.62	0.65	1.99	1.88	1.81	3.53
Shymkent city	-	1.95	2.24	5.31	2.84	-	0.75	2.87	7.53	3.06	-	3.24	1.56	2.93	2.60
<b>Rural population</b>															
<b>Republic of Kazakhstan</b>	5.25	5.47	4.23	4.36	2.88	5.42	5.00	4.17	5.36	2.95	5.07	5.98	4.30	3.30	2.80
Akmola	15.54	15.65	5.03	10.31	3.35	13.38	23.67	6.64	9.99	-	17.89	7.16	3.39	10.69	7.10
Aktobe	6.01	4.24	0.00	3.94	-	5.88	0.00	0.00	3.80	-	6.15	8.60	0.00	4.09	-
Almaty	5.81	2.94	5.30	2.91	4.11	6.59	3.09	5.67	3.60	3.77	4.95	2.78	4.90	2.17	4.46
Atyrau	1.24	5.44	3.82	5.40	2.43	2.40	5.31	7.41	10.35	2.37	0.00	5.57	0.00	0.00	2.48
Batys Kazakhstan	3.44	3.61	0.00	5.35	1.68	3.29	0.00	0.00	6.85	3.26	3.59	7.47	0.00	3.73	-
Zhambyl	3.56	10.09	5.76	1.30	1.85	5.80	8.53	3.72	2.53	-	1.21	11.76	7.94	0.00	3.83
Karagandy	8.45	2.18	2.21	8.63	4.13	12.17	0.00	0.00	12.64	7.92	4.41	4.52	4.51	4.43	-
Kostanai	7.54	13.98	10.35	15.83	2.24	10.76	11.32	11.84	13.25	4.43	3.97	16.87	8.69	18.54	-
Kyzylorda	0.99	1.00	2.02	2.05	4.43	0.00	0.00	0.00	4.00	3.44	2.05	2.09	4.13	0.00	5.49
Mangystau	6.34	2.87	0.00	0.83	0.78	6.96	1.83	0.00	1.62	1.50	5.66	4.01	0.00	0.00	-
Pavlodar	13.12	5.43	2.80	5.79	2.70	20.67	5.35	5.50	11.18	5.33	5.33	5.51	0.00	0.00	-
Soltustik Kazakhstan	0.00	13.01	2.73	2.86	2.80	0.00	10.20	0.00	0.00	-	0.00	15.94	5.60	5.83	5.80
Turkistan*	4.90	4.95	5.01	5.72	2.65	3.62	4.32	4.85	7.22	3.84	6.25	5.62	5.18	4.12	1.37
Shygys Kazakhstan	4.83	7.46	5.16	3.90	3.74	0.00	9.63	5.04	0.00	2.41	10.08	5.14	5.30	8.27	5.16

## 7.11 Dead from certain causes of death

## From tuberculosis diseases

	Number of deaths, people														
	total					male					female				
	2016	2017	2018	2019	2020	2016	2017	2018	2019	2020	2016	2017	2018	2019	2020
<b>Total population</b>															
<b>Republic of Kazakhstan</b>	576	540	466	426	377	426	399	346	306	273	150	141	120	120	104
Akmola	30	28	12	19	20	21	19	9	15	18	9	9	3	4	2
Aktobe	31	21	26	20	15	24	16	20	15	11	7	5	6	5	4
Almaty	30	31	23	25	32	21	22	16	19	20	9	9	7	6	12
Atyrau	13	14	12	13	15	11	10	7	13	12	2	4	5	-	3
Batys Kazakhstan	15	16	18	21	15	11	12	16	16	14	4	4	2	5	1
Zhambyl	32	33	29	32	23	25	26	21	21	19	7	7	8	11	4
Karagandy	88	57	60	55	43	62	43	42	37	26	26	14	18	18	17
Kostanai	38	35	33	31	25	27	22	27	26	20	11	13	6	5	5
Kyzylorda	28	32	21	16	15	21	26	15	11	12	7	6	6	5	3
Mangystau	16	22	18	16	9	9	16	14	10	7	7	6	4	6	2
Pavlodar	22	28	20	20	14	19	17	17	10	9	3	11	3	10	5
Soltustik Kazakhstan	21	26	19	26	16	18	19	14	17	12	3	7	5	9	4
Turkistan*	66	42	34	24	17	44	30	24	17	11	22	12	10	7	6
Shygys Kazakhstan	56	58	44	28	46	48	47	31	21	28	8	11	13	7	18
Nur-Sultan city	28	19	32	19	24	19	9	22	13	17	9	10	10	6	7
Almaty city	62	50	48	45	40	46	42	37	35	31	16	8	11	10	9
Shymkent city	-	28	17	16	8	-	23	14	10	6	-	5	3	6	2
<b>Urban population</b>															
<b>Republic of Kazakhstan</b>	400	384	335	298	263	299	285	249	217	190	101	99	86	81	73
Akmola	16	14	7	16	14	9	9	7	14	13	7	5	0	2	1
Aktobe	27	15	18	16	12	23	12	15	12	9	4	3	3	4	3
Almaty	8	14	6	8	8	6	12	3	5	4	2	2	3	3	4
Atyrau	3	8	10	10	9	2	6	7	10	6	1	2	3	-	3
Batys Kazakhstan	10	9	12	13	10	7	7	10	10	9	3	2	2	3	1
Zhambyl	14	24	22	19	17	10	19	15	12	14	4	5	7	7	3
Karagandy	74	49	55	49	36	55	36	38	33	20	19	13	17	16	16
Kostanai	23	21	23	21	15	15	15	18	18	14	8	6	5	3	1
Kyzylorda	17	21	10	7	5	15	15	6	5	5	2	6	4	2	-
Mangystau	10	12	11	9	4	6	7	8	7	4	4	5	3	2	-
Pavlodar	16	19	14	12	9	14	11	12	6	7	2	8	2	6	2
Soltustik Kazakhstan	13	21	12	9	12	11	15	10	7	9	2	6	2	2	3
Turkistan*	40	18	9	9	7	28	12	7	5	4	12	6	2	4	3
Shygys Kazakhstan	39	42	29	20	33	33	35	20	15	18	6	7	9	5	15
Nur-Sultan city	28	19	32	19	24	19	9	22	13	17	9	10	10	6	7
Almaty city	62	50	48	45	40	46	42	37	35	31	16	8	11	10	9
Shymkent city	-	28	17	16	8	-	23	14	10	6	-	5	3	6	2
<b>Rural population</b>															
<b>Republic of Kazakhstan</b>	176	156	131	128	114	127	114	97	89	83	49	42	34	39	31
Akmola	14	14	5	3	6	12	10	2	1	5	2	4	3	2	1
Aktobe	4	6	8	4	3	1	4	5	3	2	3	2	3	1	1
Almaty	22	17	17	17	24	15	10	13	14	16	7	7	4	3	8
Atyrau	10	6	2	3	6	9	4	-	3	6	1	2	2	-	-
Batys Kazakhstan	5	7	6	8	5	4	5	6	6	5	1	2	0	2	-
Zhambyl	18	9	7	13	6	15	7	6	9	5	3	2	1	4	1
Karagandy	14	8	5	6	7	7	7	4	4	6	7	1	1	2	1
Kostanai	15	14	10	10	10	12	7	9	8	6	3	7	1	2	4
Kyzylorda	11	11	11	9	10	6	11	9	6	7	5	0	2	3	3
Mangystau	6	10	7	7	5	3	9	6	3	3	3	1	1	4	2
Pavlodar	6	9	6	8	5	5	6	5	4	2	1	3	1	4	3
Soltustik Kazakhstan	8	5	7	17	4	7	4	4	10	3	1	1	3	7	1
Turkistan*	26	24	25	15	10	16	18	17	12	7	10	6	8	3	3
Shygys Kazakhstan	17	16	15	8	13	15	12	11	6	10	2	4	4	2	3

	Per 100000 people														
	total					male					female				
	2016	2017	2018	2019	2020	2016	2017	2018	2019	2020	2016	2017	2018	2019	2020
<b>Total population</b>															
<b>Republic of Kazakhstan</b>	3.24	2.99	2.55	2.30	2.01	4.95	4.57	3.91	3.41	3.00	1.63	1.51	1.27	1.26	1.08
Akmola	4.06	3.80	1.62	2.58	2.72	5.87	5.33	2.51	4.19	5.03	2.36	2.37	0.79	1.05	0.53
Aktobe	3.69	2.47	3.01	2.28	1.69	5.91	3.88	4.78	3.53	2.55	1.61	1.14	1.35	1.11	0.88
Almaty	1.53	1.55	1.13	1.22	1.55	2.17	2.23	1.59	1.88	1.96	0.90	0.89	0.68	0.58	1.15
Atyrau	2.16	2.28	1.91	2.03	2.30	3.72	3.31	2.26	4.12	3.74	0.65	1.28	1.57	-	0.91
Batys Kazakhstan	2.35	2.48	2.77	3.21	2.28	3.56	3.85	5.08	5.04	4.37	1.21	1.20	0.60	1.48	0.29
Zhambyl	2.88	2.96	2.59	2.84	2.03	4.57	4.74	3.80	3.78	3.39	1.24	1.23	1.40	1.92	0.70
Karagandy	6.36	4.13	4.35	3.99	3.12	9.46	6.57	6.42	5.66	3.98	3.57	1.93	2.48	2.49	2.35
Kostanai	4.31	3.99	3.77	3.56	2.89	6.47	5.29	6.51	6.29	4.86	2.37	2.82	1.31	1.09	1.10
Kyzylorda	3.64	4.11	2.66	2.00	1.85	5.46	6.67	3.79	2.74	2.95	1.82	1.54	1.53	1.26	0.74
Mangystau	2.52	3.38	2.69	2.32	1.27	2.85	4.93	4.20	2.91	1.98	2.20	1.83	1.19	1.74	0.56
Pavlodar	2.90	3.70	2.65	2.66	1.86	5.31	4.76	4.76	2.80	2.53	0.75	2.76	0.75	2.52	1.26
Soltustik Kazakhstan	3.71	4.64	3.41	4.71	2.93	6.66	7.09	5.26	6.44	4.59	1.01	2.39	1.72	3.13	1.40
Turkistan*	2.31	2.13	1.72	1.20	0.84	3.09	3.01	2.39	1.68	1.07	1.53	1.23	1.02	0.71	0.60
Shygys Kazakhstan	4.02	4.18	3.19	2.04	3.37	7.23	7.11	4.71	3.20	4.29	1.10	1.52	1.80	0.97	2.52
Nur-Sultan city	3.03	1.90	3.03	1.72	2.07	4.27	1.87	4.34	2.45	3.05	1.88	1.93	1.83	1.04	1.16
Almaty city	3.59	2.81	2.63	2.39	2.05	5.83	5.18	4.43	4.05	3.47	1.71	0.83	1.11	0.98	0.85
Shymkent city	-	3.00	1.73	1.56	0.76	-	5.13	2.97	2.03	1.18	-	1.03	0.59	1.13	0.37
<b>Urban population</b>															
<b>Republic of Kazakhstan</b>	3.94	3.68	3.16	2.75	2.38	6.26	5.80	4.98	4.24	3.64	1.88	1.80	1.53	1.41	1.25
Akmola	4.57	4.02	2.01	4.60	4.01	5.48	5.49	4.27	8.53	7.91	3.77	2.71	0.00	1.09	0.54
Aktobe	5.13	2.53	2.96	2.58	1.89	9.22	4.24	5.18	4.05	2.97	1.44	0.96	0.94	1.23	0.90
Almaty	1.69	2.98	1.30	1.76	1.76	2.66	5.34	1.36	2.30	1.85	0.81	0.82	1.25	1.26	1.69
Atyrau	1.04	2.49	3.05	2.86	2.54	1.45	3.88	4.43	5.91	3.49	0.67	1.20	1.77	-	1.64
Batys Kazakhstan	3.12	2.74	3.57	3.80	2.89	4.71	4.59	6.39	6.27	5.56	1.74	1.13	1.11	1.64	0.54
Zhambyl	3.12	5.38	4.94	4.25	3.77	4.70	8.97	7.09	5.64	6.53	1.69	2.13	2.99	2.98	1.27
Karagandy	6.74	4.46	5.01	4.46	3.28	10.77	7.03	7.42	6.44	3.90	3.24	2.21	2.90	2.73	2.73
Kostanai	4.91	4.46	4.85	4.18	2.98	6.99	6.94	8.26	7.79	6.03	3.16	2.36	1.95	1.11	0.37
Kyzylorda	5.04	6.11	2.86	1.97	1.38	9.09	8.92	3.51	2.87	2.81	1.16	3.42	2.25	1.11	-
Mangystau	3.47	4.42	4.07	3.29	1.42	4.21	5.14	5.92	5.12	2.85	2.75	3.70	2.22	1.46	-
Pavlodar	2.99	3.56	2.63	2.26	1.70	5.68	4.46	4.88	2.45	2.86	0.69	2.78	0.70	2.10	0.70
Soltustik Kazakhstan	5.22	8.37	4.76	3.56	4.74	9.73	13.16	8.72	6.09	7.82	1.47	4.38	1.45	1.45	2.18
Turkistan*	3.10	4.62	2.31	2.26	1.70	4.46	6.14	3.57	2.50	1.93	1.81	3.10	1.03	2.03	1.47
Shygys Kazakhstan	4.66	4.99	3.42	2.35	3.88	8.55	9.00	5.11	3.82	4.57	1.33	1.54	1.97	1.10	3.28
Nur-Sultan city	3.03	1.90	3.03	1.72	2.07	4.27	1.87	4.34	2.45	3.05	1.88	1.93	1.83	1.04	1.16
Almaty city	3.59	2.81	2.63	2.39	2.05	5.83	5.18	4.43	4.05	3.47	1.71	0.83	1.11	0.98	0.85
Shymkent city	-	3.00	1.73	1.56	0.76	-	5.13	2.97	2.03	1.18	-	1.03	0.59	1.13	0.37
<b>Rural population</b>															
<b>Republic of Kazakhstan</b>	2.30	2.05	1.71	1.67	1.48	3.32	2.98	2.52	2.31	2.14	1.29	1.11	0.89	1.02	0.81
Akmola	3.59	3.61	1.28	0.77	1.55	6.21	5.19	1.03	0.52	2.59	1.02	2.05	1.53	1.02	0.51
Aktobe	1.27	2.33	3.13	1.57	1.18	0.64	3.09	3.89	2.34	1.56	1.91	1.56	2.36	0.79	0.80
Almaty	1.47	1.11	1.08	1.07	1.49	2.02	1.31	1.66	1.76	1.99	0.93	0.91	0.51	0.38	0.99
Atyrau	3.19	2.05	0.67	1.04	2.03	5.70	2.71	0.00	2.05	4.02	0.64	1.38	1.35	-	-
Batys Kazakhstan	1.57	2.22	1.91	2.56	1.60	2.49	3.14	3.79	3.79	3.16	0.63	1.28	0.00	1.29	-
Zhambyl	2.71	1.34	1.04	1.91	0.88	4.49	2.08	1.76	2.62	1.45	0.91	0.60	0.30	1.19	0.30
Karagandy	4.89	2.83	1.78	2.14	2.52	4.84	4.90	2.81	2.82	4.26	4.94	0.72	0.72	1.45	0.73
Kostanai	3.63	3.44	2.50	2.71	2.76	5.92	3.50	4.57	4.38	3.34	1.42	3.39	0.49	1.07	2.19
Kyzylorda	2.55	2.53	2.50	2.03	2.23	2.73	4.97	4.01	2.65	3.06	2.36	0.00	0.93	1.38	1.37
Mangystau	1.73	2.63	1.75	1.69	1.17	1.73	4.78	3.03	1.45	1.41	1.73	0.52	0.50	1.92	0.93
Pavlodar	2.69	4.06	2.71	3.61	2.26	4.49	5.41	4.50	3.59	1.80	0.89	2.70	0.90	3.63	2.73
Soltustik Kazakhstan	2.52	1.61	2.30	5.69	1.36	4.45	2.60	2.64	6.72	2.05	0.62	0.64	1.96	4.67	0.68
Turkistan*	1.66	1.52	1.57	0.94	0.62	2.01	2.25	2.11	1.47	0.85	1.29	0.77	1.02	0.38	0.38
Shygys Kazakhstan	3.06	2.94	2.81	1.52	2.52	5.41	4.41	4.12	2.28	3.86	0.72	1.47	1.50	0.76	1.17

## From transport accidents

	Number of deaths, people														
	total					male					female				
	2016	2017	2018	2019	2020	2016	2017	2018	2019	2020	2016	2017	2018	2019	2020
<b>Total population</b>															
<b>Republic of Kazakhstan</b>	2718	2353	2413	2726	2136	2005	1689	1772	2015	1614	713	664	641	711	522
Akmola	96	112	78	106	91	70	79	61	76	75	26	33	17	30	16
Aktobe	94	91	110	124	93	68	63	78	89	64	26	28	32	35	29
Almaty	462	396	339	419	340	353	286	266	300	262	109	110	73	119	78
Atyrau	72	55	101	74	95	47	37	70	61	73	25	18	31	13	22
Batys Kazakhstan	91	98	116	131	88	74	67	87	94	66	17	31	29	37	22
Zhambyl	250	192	197	220	171	185	130	148	167	133	65	62	49	53	38
Karagandy	165	163	203	181	180	119	117	143	127	139	46	46	60	54	41
Kostanai	82	91	85	90	96	58	67	60	63	67	24	24	25	27	29
Kyzylorda	138	89	95	126	100	105	67	73	107	75	33	22	22	19	25
Mangystau	103	72	52	85	86	76	49	39	68	65	27	23	13	17	21
Pavlodar	96	62	85	81	66	76	42	60	57	47	20	20	25	24	19
Soltustik Kazakhstan	53	51	54	40	55	43	42	39	30	50	10	9	15	10	5
Turkistan*	570	392	368	483	333	418	288	281	379	255	152	104	87	104	78
Shygys Kazakhstan	210	141	149	136	80	157	106	115	100	60	53	35	34	36	20
Nur-Sultan city	80	81	86	74	65	56	58	62	54	49	24	23	24	20	16
Almaty city	156	147	183	216	91	100	98	111	143	59	56	49	72	73	32
Shymkent city	-	120	112	140	106	-	93	79	100	75	-	27	33	40	31
<b>Urban population</b>															
<b>Republic of Kazakhstan</b>	1269	1124	1218	1330	976	886	804	886	946	717	383	320	332	384	259
Akmola	38	65	38	52	50	25	44	27	36	38	13	21	11	16	12
Aktobe	54	54	70	78	50	39	35	49	58	40	15	19	21	20	10
Almaty	115	81	80	95	76	88	61	67	61	64	27	20	13	34	12
Atyrau	31	20	53	34	32	17	14	39	29	26	14	6	14	5	6
Batys Kazakhstan	42	47	61	61	38	34	34	48	38	28	8	13	13	23	10
Zhambyl	91	64	68	84	68	62	40	49	60	49	29	24	19	24	19
Karagandy	121	112	143	132	130	83	79	102	95	99	38	33	41	37	31
Kostanai	34	44	48	51	54	25	35	35	34	38	9	9	13	17	16
Kyzylorda	41	43	41	56	43	31	30	33	46	29	10	13	8	10	14
Mangystau	35	29	23	44	26	23	22	17	36	21	12	7	6	8	5
Pavlodar	54	40	49	42	49	42	26	34	27	37	12	14	15	15	12
Soltustik Kazakhstan	24	14	15	14	12	16	13	12	10	11	8	1	3	4	1
Turkistan*	246	94	78	93	58	169	68	66	73	34	77	26	12	20	24
Shygys Kazakhstan	107	69	70	64	28	76	54	56	46	20	31	15	14	18	8
Nur-Sultan city	80	81	86	74	65	56	58	62	54	49	24	23	24	20	16
Almaty city	156	147	183	216	91	100	98	111	143	59	56	49	72	73	32
Shymkent city	-	120	112	140	106	-	93	79	100	75	-	27	33	40	31
<b>Rural population</b>															
<b>Republic of Kazakhstan</b>	1449	1229	1195	1396	1160	1119	885	886	1069	897	330	344	309	327	263
Akmola	58	47	40	54	41	45	35	34	40	37	13	12	6	14	4
Aktobe	40	37	40	46	43	29	28	29	31	24	11	9	11	15	19
Almaty	347	315	259	324	264	265	225	199	239	198	82	90	60	85	66
Atyrau	41	35	48	40	63	30	23	31	32	47	11	12	17	8	16
Batys Kazakhstan	49	51	55	70	50	40	33	39	56	38	9	18	16	14	12
Zhambyl	159	128	129	136	103	123	90	99	107	84	36	38	30	29	19
Karagandy	44	51	60	49	50	36	38	41	32	40	8	13	19	17	10
Kostanai	48	47	37	39	42	33	32	25	29	29	15	15	12	10	13
Kyzylorda	97	46	54	70	57	74	37	40	61	46	23	9	14	9	11
Mangystau	68	43	29	41	60	53	27	22	32	44	15	16	7	9	16
Pavlodar	42	22	36	39	17	34	16	26	30	10	8	6	10	9	7
Soltustik Kazakhstan	29	37	39	26	43	27	29	27	20	39	2	8	12	6	4
Turkistan*	324	298	290	390	275	249	220	215	306	221	75	78	75	84	54
Shygys Kazakhstan	103	72	79	72	52	81	52	59	54	40	22	20	20	18	12

	Per 100000 people														
	total					male					female				
	2016	2017	2018	2019	2020	2016	2017	2018	2019	2020	2016	2017	2018	2019	2020
<b>Total population</b>															
<b>Republic of Kazakhstan</b>	15.27	13.04	13.20	14.72	11.39	23.30	19.35	20.02	22.45	17.74	7.76	7.13	6.80	7.45	5.4
Akmola	12.98	15.20	10.56	14.37	12.36	19.58	22.14	17.02	21.22	20.97	6.81	8.69	4.47	7.90	4.23
Aktobe	11.19	10.68	12.74	14.16	10.47	16.74	15.29	18.65	20.97	14.85	5.99	6.37	7.18	7.76	6.34
Almaty	23.51	19.80	16.72	20.47	16.45	36.45	28.94	26.49	29.61	25.63	10.93	10.87	7.13	11.51	7.47
Atyrau	11.98	8.96	16.10	11.57	14.59	15.90	12.24	22.65	19.34	22.74	8.18	5.77	9.74	4.01	6.66
Batys Kazakhstan	14.24	15.21	17.86	20.01	13.35	23.95	21.49	27.64	29.60	20.62	5.15	9.33	8.66	10.98	6.49
Zhambyl	22.46	17.20	17.57	19.51	15.07	33.84	23.69	26.82	30.05	23.75	11.48	10.93	8.61	9.26	6.61
Karagandy	11.92	11.80	14.72	13.14	13.08	18.16	17.87	21.85	19.42	21.25	6.32	6.33	8.27	7.46	5.68
Kostanai	9.30	10.37	9.72	10.34	11.08	13.90	16.11	14.46	15.24	16.28	5.17	5.20	5.44	5.91	6.37
Kyzylorda	17.94	11.44	12.04	15.77	12.36	27.29	17.20	18.46	26.70	18.47	8.58	5.66	5.59	4.77	6.2
Mangystau	16.23	11.05	7.77	12.35	12.13	24.05	15.10	11.70	19.82	18.39	8.47	7.03	3.87	4.92	5.9
Pavlodar	12.67	8.20	11.27	10.76	8.78	21.24	11.75	16.81	15.99	13.2	5.00	5.02	6.29	6.05	4.8
Soltustik Kazakhstan	9.36	9.09	9.70	7.25	10.07	15.91	15.68	14.66	11.37	19.13	3.38	3.07	5.16	3.48	1.75
Turkistan*	19.93	19.88	18.58	24.15	16.4	29.39	28.90	28.02	37.37	24.76	10.57	10.66	8.90	10.55	7.8
Shygys Kazakhstan	15.08	10.17	10.79	9.90	5.85	23.66	16.04	17.46	15.25	9.19	7.27	4.82	4.71	5.01	2.8
Nur-Sultan city	8.67	8.09	8.16	6.68	5.6	12.59	12.02	12.23	10.16	8.8	5.02	4.43	4.38	3.47	2.65
Almaty city	9.03	8.27	10.01	11.45	4.67	12.66	12.08	13.29	16.56	6.6	5.97	5.08	7.25	7.14	3.04
Shymkent city	-	12.87	11.42	13.68	10.03	-	20.73	16.75	20.30	14.71	-	5.58	6.48	7.53	5.67
<b>Urban population</b>															
<b>Republic of Kazakhstan</b>	12.49	10.79	11.49	12.27	8.84	18.54	16.38	17.73	18.50	13.75	7.12	5.81	5.92	6.71	4.44
Akmola	10.86	18.64	10.90	14.93	14.34	15.22	26.84	16.45	21.94	23.11	7.00	11.37	5.97	8.69	6.51
Aktobe	10.26	9.09	11.51	12.56	7.88	15.63	12.38	16.91	19.58	13.2	5.42	6.10	6.59	6.15	3.02
Almaty	24.32	17.25	17.36	20.90	16.77	38.97	27.16	30.37	28.08	29.6	10.93	8.16	5.41	14.33	5.06
Atyrau	10.78	6.22	16.17	9.72	9.01	12.34	9.04	24.69	17.14	15.14	9.35	3.59	8.24	2.77	3.27
Batys Kazakhstan	13.09	14.29	18.14	17.85	10.97	22.89	22.29	30.69	23.84	17.3	4.64	7.37	7.23	12.61	5.42
Zhambyl	20.26	14.34	15.27	18.77	15.07	29.12	18.88	23.15	28.21	22.85	12.28	10.24	8.13	10.22	8.03
Karagandy	11.02	10.19	13.02	12.03	11.83	16.25	15.43	19.92	18.54	19.29	6.48	5.62	6.99	6.32	5.29
Kostanai	7.26	9.35	10.12	10.16	10.71	11.65	16.20	16.07	14.72	16.37	3.55	3.53	5.07	6.28	5.88
Kyzylorda	12.16	12.52	11.74	15.77	11.89	18.80	17.85	19.29	26.39	16.32	5.80	7.41	4.49	5.53	7.62
Mangystau	12.16	10.69	8.51	16.07	9.21	16.14	16.16	12.57	26.34	14.94	8.26	5.17	4.45	5.83	3.53
Pavlodar	10.10	7.49	9.20	7.90	9.24	17.04	10.55	13.83	11.01	15.11	4.16	4.87	5.23	5.24	4.2
Soltustik Kazakhstan	9.63	5.58	5.95	5.54	4.74	14.16	11.41	10.47	8.70	9.56	5.88	0.73	2.18	2.90	0.73
Turkistan*	19.07	24.15	20.05	23.40	14.09	26.91	34.79	33.70	36.46	16.4	11.63	13.41	6.21	10.14	11.75
Shygys Kazakhstan	12.78	8.19	8.26	7.53	3.29	19.68	13.89	14.30	11.71	5.08	6.87	3.31	3.07	3.94	1.75
Nur-Sultan city	8.67	8.09	8.16	6.68	5.6	12.59	12.02	12.23	10.16	8.8	5.02	4.43	4.38	3.47	2.65
Almaty city	9.03	8.27	10.01	11.45	4.67	12.66	12.08	13.29	16.56	6.6	5.97	5.08	7.25	7.14	3.04
Shymkent city	-	12.87	11.42	13.68	10.03	-	20.73	16.75	20.30	14.71	-	5.58	6.48	7.53	5.67
<b>Rural population</b>															
<b>Republic of Kazakhstan</b>	18.98	16.13	15.58	18.19	15.04	29.25	23.17	22.99	27.70	23.11	8.66	9.06	8.09	8.57	6.87
Akmola	14.89	12.11	10.25	13.87	10.58	23.29	18.15	17.50	20.62	19.15	6.63	6.15	3.06	7.16	2.06
Aktobe	12.75	14.36	15.66	18.08	16.96	18.50	21.65	22.59	24.20	18.77	7.01	7.01	8.66	11.88	15.13
Almaty	23.25	20.58	16.53	20.34	16.36	35.68	29.47	25.40	30.02	24.56	10.93	11.73	7.66	10.67	8.17
Atyrau	13.08	11.97	16.03	13.81	21.27	19.01	15.59	20.51	21.89	31.47	7.07	8.29	11.46	5.58	10.9
Batys Kazakhstan	15.39	16.17	17.55	22.38	15.99	24.92	20.72	24.62	35.41	24.02	5.70	11.53	10.32	9.05	7.77
Zhambyl	23.95	19.11	19.09	19.99	15.07	36.85	26.71	29.09	31.20	24.32	10.90	11.41	8.94	8.60	5.62
Karagandy	15.38	18.03	21.33	17.50	18.01	24.91	26.58	28.82	22.58	28.42	5.65	9.30	13.67	12.30	7.31
Kostanai	11.61	11.56	9.25	10.57	11.59	16.28	16.02	12.69	15.90	16.16	7.12	7.26	5.91	5.37	7.11
Kyzylorda	22.46	10.58	12.28	15.77	12.74	33.67	16.70	17.84	26.93	20.14	10.85	4.22	6.50	4.14	5.02
Mangystau	19.60	11.31	7.27	9.89	14.05	30.55	14.33	11.10	15.51	20.67	8.65	8.34	3.48	4.32	7.47
Pavlodar	18.82	9.92	16.25	17.60	7.69	30.53	14.42	23.41	26.95	8.98	7.15	5.41	9.05	8.16	6.38
Soltustik Kazakhstan	9.14	11.94	12.81	8.70	14.66	17.16	18.84	17.83	13.43	26.68	1.25	5.13	7.85	4.00	2.72
Turkistan*	20.64	18.83	18.22	24.34	16.99	31.36	27.47	26.65	37.59	26.86	9.67	9.98	9.56	10.65	6.78
Shygys Kazakhstan	18.54	13.22	14.80	13.72	10.08	29.19	19.10	22.09	20.54	15.44	7.91	7.34	7.50	6.88	4.67

## From suicide

	Number of deaths, people														
	total					male					female				
	2016	2017	2018	2019	2020	2016	2017	2018	2019	2020	2016	2017	2018	2019	2020
<b>Total population</b>															
<b>Republic of Kazakhstan</b>	2574	2665	2494	2373	2145	2116	2166	2085	2009	1800	458	499	409	364	345
Akmola	201	253	189	176	195	173	221	167	146	164	28	32	22	30	31
Aktobe	149	127	129	102	126	126	102	111	89	107	23	25	18	13	19
Almaty	325	378	308	317	300	254	308	260	265	247	71	70	48	52	53
Atyrau	84	80	67	68	64	70	66	59	54	57	14	14	8	14	7
Batys Kazakhstan	112	102	138	138	124	99	88	124	116	113	13	14	14	22	11
Zhambyl	115	106	99	141	91	90	82	84	116	78	25	24	15	25	13
Karagandy	302	306	276	243	237	255	241	231	218	202	47	65	45	25	35
Kostanai	282	251	226	226	205	239	214	185	198	176	43	37	41	28	29
Kyzylorda	56	41	35	44	50	48	37	28	40	45	8	4	7	4	5
Mangystau	71	62	64	58	57	51	46	49	48	48	20	16	15	10	9
Pavlodar	34	73	59	73	46	32	60	49	63	42	2	13	10	10	4
Soltustik Kazakhstan	99	65	84	115	92	79	55	76	100	76	20	10	8	15	16
Turkistan*	249	243	215	158	158	190	185	166	123	113	59	58	49	35	45
Shygys Kazakhstan	316	305	274	229	112	265	241	232	197	100	51	64	42	32	12
Nur-Sultan city	97	100	118	102	103	82	84	98	90	84	15	16	20	12	19
Almaty city	82	89	139	99	106	63	76	105	81	86	19	13	34	18	20
Shymkent city	-	84	74	84	79	-	60	61	65	62	-	24	13	19	17
<b>Urban population</b>															
<b>Republic of Kazakhstan</b>	1214	1287	1311	1198	1106	983	1034	1074	1016	922	231	253	237	182	184
Akmola	91	99	95	66	72	77	87	85	53	59	14	12	10	13	13
Aktobe	84	74	81	73	82	67	61	67	64	69	17	13	14	9	13
Almaty	80	96	73	78	80	63	79	62	58	66	17	17	11	20	14
Atyrau	39	34	39	37	30	32	27	33	32	27	7	7	6	5	3
Batys Kazakhstan	46	30	57	49	50	42	25	50	37	45	4	5	7	12	5
Zhambyl	47	47	45	68	57	33	35	36	62	47	14	12	9	6	10
Karagandy	211	235	205	178	176	174	186	169	161	146	37	49	36	17	30
Kostanai	110	100	94	92	93	90	86	75	80	77	20	14	19	12	16
Kyzylorda	31	21	23	21	21	27	18	18	20	17	4	3	5	1	4
Mangystau	29	29	28	19	24	21	21	24	14	19	8	8	4	5	5
Pavlodar	22	44	39	53	33	20	37	32	44	30	2	7	7	9	3
Soltustik Kazakhstan	31	23	14	26	23	26	20	14	21	22	5	3		5	1
Turkistan*	73	41	57	30	30	55	29	41	28	23	18	12	16	2	7
Shygys Kazakhstan	141	141	130	123	47	111	103	104	106	43	30	38	26	17	4
Nur-Sultan city	97	100	118	102	103	82	84	98	90	84	15	16	20	12	19
Almaty city	82	89	139	99	106	63	76	105	81	86	19	13	34	18	20
Shymkent city	-	84	74	84	79	-	60	61	65	62	-	24	13	19	17
<b>Rural population</b>															
<b>Republic of Kazakhstan</b>	1360	1378	1183	1175	1039	1133	1132	1011	993	878	227	246	172	182	161
Akmola	110	154	94	110	123	96	134	82	93	105	14	20	12	17	18
Aktobe	65	53	48	29	44	59	41	44	25	38	6	12	4	4	6
Almaty	245	282	235	239	220	191	229	198	207	181	54	53	37	32	39
Atyrau	45	46	28	31	34	38	39	26	22	30	7	7	2	9	4
Batys Kazakhstan	66	72	81	89	74	57	63	74	79	68	9	9	7	10	6
Zhambyl	68	59	54	73	34	57	47	48	54	31	11	12	6	19	3
Karagandy	91	71	71	65	61	81	55	62	57	56	10	16	9	8	5
Kostanai	172	151	132	134	112	149	128	110	118	99	23	23	22	16	13
Kyzylorda	25	20	12	23	29	21	19	10	20	28	4	1	2	3	1
Mangystau	42	33	36	39	33	30	25	25	34	29	12	8	11	5	4
Pavlodar	12	29	20	20	13	12	23	17	19	12	0	6	3	1	1
Soltustik Kazakhstan	68	42	70	89	69	53	35	62	79	54	15	7	8	10	15
Turkistan*	176	202	158	128	128	135	156	125	95	90	41	46	33	33	38
Shygys Kazakhstan	175	164	144	106	65	154	138	128	91	57	21	26	16	15	8

	Per 100000 people														
	total					male					female				
	2016	2017	2018	2019	2020	2016	2017	2018	2019	2020	2016	2017	2018	2019	2020
<b>Total population</b>															
<b>Republic of Kazakhstan</b>	14.47	14.77	13.65	12.82	11.44	24.59	24.81	23.55	22.39	19.79	4.98	5.36	4.34	3.82	3.57
Akmola	27.18	34.34	25.58	23.86	26.49	48.39	61.95	46.60	40.77	45.86	7.33	8.42	5.78	7.90	8.19
Aktobe	17.73	14.91	14.94	11.65	14.19	31.01	24.75	26.54	20.97	24.83	5.30	5.69	4.04	2.88	4.16
Almaty	16.54	18.90	15.19	15.48	14.51	26.23	31.17	25.89	26.15	24.16	7.12	6.92	4.69	5.03	5.07
Atyrau	13.98	13.03	10.68	10.63	9.83	23.68	21.83	19.09	17.12	17.75	4.58	4.49	2.51	4.32	2.12
Batys Kazakhstan	17.52	15.83	21.24	21.08	18.81	32.04	28.22	39.39	36.53	35.3	3.94	4.21	4.18	6.53	3.24
Zhambyl	10.33	9.50	8.83	12.50	8.02	16.46	14.94	15.22	20.87	13.93	4.41	4.23	2.63	4.37	2.26
Karagandy	21.82	22.15	20.01	17.64	17.22	38.91	36.80	35.30	33.33	30.88	6.45	8.94	6.21	3.45	4.85
Kostanai	31.99	28.61	25.85	25.96	23.66	57.28	51.46	44.60	47.89	42.76	9.26	8.02	8.92	6.12	6.37
Kyzylorda	7.28	5.27	4.44	5.51	6.18	12.48	9.50	7.08	9.98	11.08	2.08	1.03	1.78	1.00	1.24
Mangystau	11.18	9.52	9.56	8.42	8.04	16.14	14.17	14.70	13.99	13.58	6.27	4.89	4.47	2.90	2.53
Pavlodar	4.49	9.66	7.82	9.69	6.12	8.94	16.79	13.73	17.67	11.79	0.50	3.26	2.52	2.52	1.01
Soltustik Kazakhstan	17.48	11.59	15.09	20.85	16.84	29.22	20.53	28.56	37.90	29.08	6.75	3.41	2.75	5.21	5.62
Turkistan*	8.71	12.32	10.86	7.90	7.78	13.36	18.57	16.55	12.13	10.97	4.10	5.95	5.01	3.55	4.5
Shygys Kazakhstan	22.69	22.00	19.84	16.67	8.19	39.94	36.46	35.22	30.04	15.32	6.99	8.82	5.81	4.46	1.68
Nur-Sultan city	10.51	9.98	11.19	9.21	8.88	18.44	17.41	19.34	16.94	15.09	3.14	3.08	3.65	2.08	3.15
Almaty city	4.75	5.01	7.60	5.25	5.44	7.98	9.37	12.58	9.38	9.63	2.03	1.35	3.42	1.76	1.9
Shymkent city	-	9.01	7.55	8.21	7.48	-	13.38	12.94	13.20	12.16	-	4.96	2.55	3.58	3.11
<b>Urban population</b>															
<b>Republic of Kazakhstan</b>	11.95	12.35	12.36	11.05	10.01	20.57	21.06	21.49	19.87	17.68	4.29	4.59	4.23	3.18	3.16
Akmola	26.00	28.39	27.26	18.96	20.65	46.87	53.07	51.80	32.30	35.89	7.54	6.50	5.42	7.06	7.05
Aktobe	15.95	12.46	13.32	11.75	12.92	26.85	21.57	23.12	21.60	22.77	6.14	4.18	4.40	2.77	3.92
Almaty	16.92	20.44	15.84	17.16	17.65	27.90	35.17	28.10	26.70	30.52	6.88	6.94	4.58	8.43	5.9
Atyrau	13.56	10.57	11.90	10.57	8.45	23.22	17.44	20.89	18.92	15.72	4.67	4.19	3.53	2.77	1.64
Batys Kazakhstan	14.33	9.12	16.95	14.33	14.44	28.28	16.39	31.97	23.21	27.8	2.32	2.84	3.89	6.58	2.71
Zhambyl	10.47	10.53	10.10	15.19	12.64	15.50	16.52	17.01	29.15	21.91	5.93	5.12	3.85	2.55	4.23
Karagandy	19.22	21.39	18.67	16.22	16.02	34.06	36.34	33.00	31.42	28.44	6.31	8.35	6.14	2.90	5.12
Kostanai	23.50	21.24	19.82	18.33	18.45	41.94	39.81	34.43	34.63	33.17	7.89	5.50	7.41	4.43	5.88
Kyzylorda	9.19	6.11	6.59	5.91	5.81	16.37	10.71	10.52	11.47	9.57	2.32	1.71	2.81	0.55	2.18
Mangystau	10.07	10.69	10.36	6.94	8.51	14.73	15.43	17.75	10.24	13.52	5.50	5.91	2.96	3.65	3.53
Pavlodar	4.12	8.24	7.32	9.97	6.22	8.11	15.01	13.01	17.94	12.25	0.69	2.43	2.44	3.15	1.05
Soltustik Kazakhstan	12.44	9.16	5.55	10.29	9.09	23.01	17.55	12.21	18.26	19.11	3.67	2.19	0.00	3.63	0.73
Turkistan*	5.66	10.53	14.65	7.55	7.29	8.76	14.84	20.94	13.98	11.1	2.72	6.19	8.28	1.01	3.43
Shygys Kazakhstan	16.84	16.75	15.34	14.48	5.53	28.75	26.49	26.55	26.98	10.92	6.65	8.38	5.71	3.72	0.88
Nur-Sultan city	10.51	9.98	11.19	9.21	8.88	18.44	17.41	19.34	16.94	15.09	3.14	3.08	3.65	2.08	3.15
Almaty city	4.75	5.01	7.60	5.25	5.44	7.98	9.37	12.58	9.38	9.63	2.03	1.35	3.42	1.76	1.9
Shymkent city	-	9.01	7.55	8.21	7.48	-	13.38	12.94	13.20	12.16	-	4.96	2.55	3.58	3.11
<b>Rural population</b>															
<b>Republic of Kazakhstan</b>	17.81	18.09	15.42	15.31	13.47	29.62	29.63	26.23	25.73	22.62	5.96	6.48	4.50	4.77	4.2
Akmola	28.25	39.69	24.08	28.24	31.75	49.68	69.50	42.21	47.94	54.36	7.14	10.25	6.12	8.70	9.27
Aktobe	20.72	20.57	18.80	11.40	17.36	37.64	31.70	34.28	19.52	29.71	3.82	9.35	3.15	3.17	4.78
Almaty	16.41	18.42	15.00	15.00	13.63	25.72	29.99	25.27	26.00	22.46	7.20	6.91	4.72	4.02	4.83
Atyrau	14.36	15.73	9.35	10.71	11.48	24.09	26.44	17.20	15.05	20.09	4.50	4.83	1.35	6.28	2.72
Batys Kazakhstan	20.73	22.83	25.85	28.46	23.66	35.52	39.56	46.72	49.96	42.98	5.70	5.77	4.52	6.47	3.88
Zhambyl	10.24	8.81	7.99	10.73	4.97	17.08	13.95	14.11	15.74	8.97	3.33	3.60	1.79	5.63	0.89
Karagandy	31.80	25.10	25.24	23.21	21.97	56.05	38.46	43.57	40.22	39.79	7.06	11.44	6.48	5.79	3.65
Kostanai	41.60	37.14	33.00	36.33	30.91	73.52	64.06	55.85	64.68	55.15	10.91	11.12	10.84	8.59	7.11
Kyzylorda	5.79	4.60	2.73	5.18	6.48	9.56	8.58	4.46	8.83	12.26	1.89	0.47	0.93	1.38	0.46
Mangystau	12.11	8.68	9.02	9.41	7.73	17.29	13.27	12.61	16.47	13.62	6.92	4.17	5.48	2.40	1.87
Pavlodar	5.38	13.07	9.03	9.02	5.88	10.77	20.73	15.31	17.07	10.78	0.00	5.41	2.71	0.91	0.91
Soltustik Kazakhstan	21.43	13.55	23.00	29.78	23.53	33.69	22.73	40.95	53.06	36.94	9.37	4.49	5.23	6.67	10.2
Turkistan*	11.21	12.77	9.93	7.99	7.91	17.00	19.48	15.49	11.67	10.94	5.29	5.89	4.21	4.18	4.77
Shygys Kazakhstan	31.49	30.11	26.98	20.21	12.59	55.51	50.69	47.93	34.61	22.00	7.55	9.55	6.00	5.73	3.11



## From murder

	Number of deaths, people														
	total					male					female				
	2016	2017	2018	2019	2020	2016	2017	2018	2019	2020	2016	2017	2018	2019	2020
<b>Total population</b>															
<b>Republic of Kazakhstan</b>	947	908	888	777	673	748	732	682	633	549	199	176	206	144	124
Akmola	49	41	30	39	51	38	33	22	30	34	11	8	8	9	17
Aktobe	64	38	41	41	37	54	31	36	32	31	10	7	5	9	6
Almaty	160	183	202	153	150	134	148	161	134	127	26	35	41	19	23
Atyrau	25	22	9	13	15	23	22	8	10	13	2		1	3	2
Batys Kazakhstan	24	25	33	31	25	18	17	23	27	19	6	8	10	4	6
Zhambyl	37	39	40	22	29	30	31	32	19	23	7	8	8	3	6
Karagandy	138	131	112	110	80	104	105	81	83	63	34	26	31	27	17
Kostanai	78	82	79	81	52	61	66	55	66	42	17	16	24	15	10
Kyzylorda	33	40	35	20	23	28	34	28	16	21	5	6	7	4	2
Mangystau	14	5	6	5	6	12	5	4	3	6	2		2	2	
Pavlodar	25	27	35	18	30	16	20	26	16	23	9	7	9	2	7
Soltustik Kazakhstan	41	28	25	28	27	31	19	17	19	20	10	9	8	9	7
Turkistan*	61	51	39	33	28	52	44	29	30	25	9	7	10	3	3
Shygys Kazakhstan	129	117	107	89	53	98	97	85	71	43	31	20	22	18	10
Nur-Sultan city	38	15	28	23	21	25	13	23	17	16	13	2	5	6	5
Almaty city	31	46	45	52	22	24	33	37	45	21	7	13	8	7	1
Shymkent city	-	18	22	19	24	-	14	15	15	22	-	4	7	4	2
<b>Urban population</b>															
<b>Republic of Kazakhstan</b>	574	512	517	472	395	438	402	394	379	320	136	110	123	93	75
Akmola	29	21	11	21	31	23	16	6	16	22	6	5	5	5	9
Aktobe	44	24	29	23	27	38	19	24	18	22	6	5	5	5	5
Almaty	59	60	65	57	49	45	45	52	48	42	14	15	13	9	7
Atyrau	13	14	5	7	9	11	14	5	5	8	2	0		2	1
Batys Kazakhstan	12	11	20	17	12	8	5	13	15	10	4	6	7	2	2
Zhambyl	15	16	18	9	18	13	12	15	7	13	2	4	3	2	5
Karagandy	120	112	101	94	68	88	88	72	69	54	32	24	29	25	14
Kostanai	46	43	38	44	30	34	35	28	38	22	12	8	10	6	8
Kyzylorda	18	19	22	12	13	15	17	16	10	12	3	2	6	2	1
Mangystau	7	2	3	3	4	5	2	2	1	4	2	0	1	2	
Pavlodar	19	20	28	14	27	11	14	21	12	21	8	6	7	2	6
Soltustik Kazakhstan	20	7	7	11	10	17	5	6	9	7	3	2	1	2	3
Turkistan*	33	13	17	6	3	30	12	12	6	2	3	1	5	0	1
Shygys Kazakhstan	70	71	58	60	27	51	58	47	48	22	19	13	11	12	5
Nur-Sultan city	38	15	28	23	21	25	13	23	17	16	13	2	5	6	5
Almaty city	31	46	45	52	22	24	33	37	45	21	7	13	8	7	1
Shymkent city	-	18	22	19	24	-	14	15	15	22	-	4	7	4	2
<b>Rural population</b>															
<b>Republic of Kazakhstan</b>	373	396	371	305	278	310	330	288	254	229	63	66	83	51	49
Akmola	20	20	19	18	20	15	17	16	14	12	5	3	3	4	8
Aktobe	20	14	12	18	10	16	12	12	14	9	4	2		4	1
Almaty	101	123	137	96	101	89	103	109	86	85	12	20	28	10	16
Atyrau	12	8	4	6	6	12	8	3	5	5	0	0	1	1	1
Batys Kazakhstan	12	14	13	14	13	10	12	10	12	9	2	2	3	2	4
Zhambyl	22	23	22	13	11	17	19	17	12	10	5	4	5	1	1
Karagandy	18	19	11	16	12	16	17	9	14	9	2	2	2	2	3
Kostanai	32	39	41	37	22	27	31	27	28	20	5	8	14	9	2
Kyzylorda	15	21	13	8	10	13	17	12	6	9	2	4	1	2	1
Mangystau	7	3	3	2	2	7	3	2	2	2	0	0	1	0	
Pavlodar	6	7	7	4	3	5	6	5	4	2	1	1	2	0	1
Soltustik Kazakhstan	21	21	18	17	17	14	14	11	10	13	7	7	7	7	4
Turkistan*	28	38	22	27	25	22	32	17	24	23	6	6	5	3	2
Shygys Kazakhstan	59	46	49	29	26	47	39	38	23	21	12	7	11	6	5



	Per 100000 people														
	total					male					female				
	2016	2017	2018	2019	2020	2016	2017	2018	2019	2020	2016	2017	2018	2019	2020
<b>Total population</b>															
<b>Republic of Kazakhstan</b>	5.32	5.03	4.86	4.20	3.59	8.69	8.38	7.70	7.05	6.03	2.17	1.89	2.19	1.62	1.28
Akmola	6.63	5.57	4.06	5.29	6.93	10.63	9.25	6.14	8.38	9.51	2.88	2.11	2.10	2.72	4.49
Aktobe	7.62	4.46	4.75	4.68	4.17	13.29	7.52	8.61	7.54	7.2	2.30	1.59	1.12	1.54	1.31
Almaty	8.14	9.15	9.96	7.47	7.26	13.84	14.98	16.03	13.22	12.42	2.61	3.46	4.00	3.79	2.2
Atyrau	4.16	3.58	1.43	2.03	2.3	7.78	7.28	2.59	3.17	4.05	0.65	0.00	0.31	1.11	0.61
Batys Kazakhstan	3.75	3.88	5.08	4.74	3.79	5.82	5.45	7.31	8.50	5.94	1.82	2.41	2.99	1.10	1.77
Zhambyl	3.32	3.49	3.57	1.95	2.56	5.49	5.65	5.80	3.42	4.11	1.24	1.41	1.40	0.85	1.04
Karagandy	9.97	9.48	8.12	7.98	5.81	15.87	16.03	12.38	12.69	9.63	4.67	3.58	4.27	4.27	2.35
Kostanai	8.85	9.35	9.04	9.30	6	14.62	15.87	13.26	15.96	10.2	3.66	3.47	5.22	2.22	2.2
Kyzylorda	4.29	5.14	4.44	2.50	2.84	7.28	8.73	7.08	3.99	5.17	1.30	1.54	1.78	1.11	0.5
Mangystau	2.21	0.77	0.90	0.73	0.85	3.80	1.54	1.20	0.87	1.7	0.63	0.00	0.60	1.46	
Pavlodar	3.30	3.57	4.64	2.39	3.99	4.47	5.60	7.28	4.49	6.46	2.25	1.76	2.26	0.70	1.77
Soltustik Kazakhstan	7.24	4.99	4.49	5.08	4.94	11.47	7.09	6.39	7.20	7.65	3.38	3.07	2.75	1.45	2.46
Turkistan*	2.13	2.59	1.97	1.65	1.38	3.66	4.42	2.89	2.96	2.43	0.63	0.72	1.02	0.00	0.3
Shygys Kazakhstan	9.26	8.44	7.75	6.48	3.88	14.77	14.67	12.90	10.83	6.59	4.25	2.76	3.05	2.63	1.4
Nur-Sultan city	4.12	1.50	2.66	2.08	1.81	5.62	2.69	4.54	3.20	2.87	2.72	0.39	0.91	1.04	0.83
Almaty city	1.79	2.59	2.46	2.76	1.13	3.04	4.07	4.43	5.21	2.35	0.75	1.35	0.81	0.68	0.09
Shymkent city	-	1.93	2.24	1.86	2.27	-	3.12	3.18	3.05	4.31	-	0.83	1.37	0.75	0.37
<b>Urban population</b>															
<b>Republic of Kazakhstan</b>	5.65	4.91	4.88	4.35	3.58	9.16	8.19	7.88	7.41	6.13	2.53	2.00	2.19	1.62	1.29
Akmola	8.29	6.02	3.16	6.03	8.89	14.00	9.76	3.66	9.75	13.38	3.23	2.71	2.71	4.89	4.88
Aktobe	8.36	4.04	4.77	3.70	4.26	15.23	6.72	8.28	6.08	7.26	2.17	1.61	1.57	2.77	1.51
Almaty	12.48	12.78	14.10	12.54	10.81	19.93	20.04	23.57	22.10	19.42	5.67	6.12	5.41	8.01	2.95
Atyrau	4.52	4.35	1.53	2.00	2.54	7.98	9.04	3.17	2.96	4.66	1.34	0.00	0.00	1.66	0.55
Batys Kazakhstan	3.74	3.34	5.95	4.97	3.46	5.39	3.28	8.31	9.41	6.18	2.32	3.40	3.89	2.19	1.08
Zhambyl	3.34	3.59	4.04	2.01	3.99	6.11	5.66	7.09	3.29	6.06	0.85	1.71	1.28	1.28	2.11
Karagandy	10.93	10.19	9.20	8.56	6.19	17.23	17.19	14.06	13.47	10.52	5.45	4.09	4.95	4.61	2.39
Kostanai	9.83	9.13	8.01	8.77	5.95	15.84	16.20	12.85	16.45	9.48	4.73	3.14	3.90	5.54	2.94
Kyzylorda	5.34	5.53	6.30	3.38	3.6	9.09	10.11	9.35	5.74	6.75	1.74	1.14	3.37	2.21	0.54
Mangystau	2.43	0.74	1.11	1.10	1.42	3.51	1.47	1.48	0.73	2.85	1.38	0.00	0.74	1.46	
Pavlodar	3.55	3.74	5.26	2.63	5.09	4.46	5.68	8.54	4.89	8.58	2.78	2.09	2.44	0.70	2.1
Soltustik Kazakhstan	8.03	2.79	2.78	4.35	3.95	15.04	4.39	5.23	7.83	6.08	2.20	1.46	0.73	6.53	2.18
Turkistan*	2.56	3.34	4.37	1.51	0.73	4.78	6.14	6.13	3.00	0.96	0.45	0.52	2.59	1.52	0.49
Shygys Kazakhstan	8.36	8.43	6.84	7.06	3.17	13.21	14.92	12.00	12.22	5.59	4.21	2.87	2.41	3.94	1.09
Nur-Sultan city	4.12	1.50	2.66	2.08	1.81	5.62	2.69	4.54	3.20	2.87	2.72	0.39	0.91	1.04	0.83
Almaty city	1.79	2.59	2.46	2.76	1.13	3.04	4.07	4.43	5.21	2.35	0.75	1.35	0.81	0.68	0.09
Shymkent city	-	1.93	2.24	1.86	2.27	-	3.12	3.18	3.05	4.31	-	0.83	1.37	0.75	0.37
<b>Rural population</b>															
<b>Republic of Kazakhstan</b>	4.88	5.20	4.84	3.97	3.61	8.10	8.64	7.47	6.58	5.9	1.65	1.74	2.17	1.34	1.28
Akmola	5.14	5.16	4.87	4.62	5.16	7.76	8.82	8.24	7.22	6.21	2.55	1.54	1.53	2.05	4.12
Aktobe	6.37	5.43	4.70	7.08	3.94	10.21	9.28	9.35	10.93	7.04	2.55	1.56	0.00	3.17	0.8
Almaty	6.77	8.04	8.74	6.03	6.26	11.98	13.49	13.91	10.80	10.55	1.60	2.61	3.57	1.26	1.98
Atyrau	3.83	2.74	1.34	2.07	2.03	7.61	5.42	1.99	3.42	3.35	0.00	0.00	0.67	0.70	0.68
Batys Kazakhstan	3.77	4.44	4.15	4.48	4.16	6.23	7.54	6.31	7.59	5.69	1.27	1.28	1.94	1.29	2.59
Zhambyl	3.31	3.43	3.26	1.91	1.61	5.09	5.64	5.00	3.50	2.89	1.51	1.20	1.49	0.30	0.3
Karagandy	6.29	6.72	3.91	5.71	4.32	11.07	11.89	6.33	9.88	6.39	1.41	1.43	1.44	1.45	2.19
Kostanai	7.74	9.59	10.25	10.03	6.07	13.32	15.51	13.71	15.35	11.14	2.37	3.87	6.90	4.83	1.09
Kyzylorda	3.47	4.83	2.96	1.80	2.23	5.92	7.67	5.35	2.65	3.94	0.94	1.88	0.46	0.92	0.46
Mangystau	2.02	0.79	0.75	0.48	0.47	4.04	1.59	1.01	0.97	0.94	0.00	0.00	0.50	0.00	
Pavlodar	2.69	3.16	3.16	1.80	1.36	4.49	5.41	4.50	3.59	1.8	0.89	0.90	1.81	0.00	0.91
Soltustik Kazakhstan	6.62	6.77	5.91	5.69	5.8	8.90	9.09	7.27	6.72	8.89	4.37	4.49	4.58	4.67	2.72
Turkistan*	1.78	2.40	1.38	1.68	1.54	2.77	4.00	2.11	2.95	2.8	0.77	0.77	0.64	0.38	0.25
Shygys Kazakhstan	10.62	8.45	9.18	5.53	5.04	16.94	14.33	14.23	8.75	8.11	4.31	2.57	4.13	2.29	1.95

## 8. Life expectancy

### 8.1 Life expectancy at birth

years

	Total					Male					Female				
	2016	2017	2018	2019	2020	2016	2017	2018	2019	2020	2016	2017	2018	2019	2020
<b>Total population</b>															
<b>Republic of Kazakhstan</b>	72.41	72.95	73.15	73.18	71.37	67.99	68.72	68.84	68.82	67.09	76.61	76.92	77.19	77.30	75.53
Akmola	70.91	70.80	71.60	71.43	70.09	66.13	66.19	67.12	66.52	65.61	75.67	75.36	75.99	76.39	74.67
Aktobe	72.82	73.47	73.45	73.58	71.69	68.16	69.20	69.06	69.70	67.59	77.27	77.37	77.49	77.05	75.57
Almaty	72.46	72.70	73.44	73.41	71.73	68.69	68.91	69.89	69.63	68.01	76.09	76.50	77.00	77.21	75.51
Atyrau	71.68	73.22	73.13	73.27	70.52	66.93	69.12	69.00	68.66	66.35	76.34	76.99	76.98	77.71	74.70
Batys Kazakhstan	71.66	72.38	72.43	72.81	70.87	66.47	67.59	67.49	67.89	66.06	76.82	76.97	77.23	77.57	75.72
Zhambyl	71.93	72.43	72.79	72.63	70.63	67.62	68.31	68.49	68.34	66.62	76.19	76.42	76.97	76.81	74.67
Karagandy	70.89	71.57	71.70	71.69	70.38	66.16	67.05	66.87	66.95	65.89	75.32	75.75	76.22	76.12	74.63
Kostanai	71.36	72.20	72.36	72.42	70.72	66.93	67.49	67.64	67.70	66.09	75.58	76.73	76.87	76.98	75.24
Kyzylorda	71.91	72.60	72.98	72.79	70.15	68.01	68.69	69.22	68.93	66.31	75.93	76.59	76.84	76.68	74.24
Mangystau	73.58	74.34	73.73	74.14	71.10	69.42	70.66	69.75	70.25	67.16	77.65	77.81	77.52	77.85	75.13
Pavlodar	71.72	72.10	72.31	72.33	70.75	66.80	67.40	67.26	67.22	66.02	76.29	76.42	77.04	77.14	75.28
Soltustik Kazakhstan	71.01	70.86	71.14	70.70	69.90	66.01	65.87	66.06	65.53	65.00	76.04	75.81	76.16	75.92	74.92
Turkistan*	72.58	72.45	72.95	72.73	70.67	68.98	69.13	69.49	69.36	67.31	76.11	75.80	76.47	76.19	74.26
Shygys Kazakhstan	71.45	71.97	71.97	72.07	70.85	66.25	67.06	67.02	67.02	66.15	76.61	76.75	76.82	77.04	75.50
Nur-Sultan city	74.85	76.21	76.21	76.75	73.49	70.74	72.50	71.87	72.64	69.51	78.42	79.24	79.88	80.15	76.99
Almaty city	75.78	76.01	75.54	75.45	74.02	71.62	72.03	71.84	71.30	69.62	79.17	79.21	78.53	78.88	77.77
Shymkent city	-	74.34	74.65	74.41	71.00	-	70.77	70.85	70.71	67.14	-	77.43	77.99	77.68	74.65
<b>Urban population</b>															
<b>Republic of Kazakhstan</b>	72.48	73.12	73.09	73.08	71.21	67.69	68.60	68.42	68.39	66.61	76.77	77.07	77.21	77.23	75.43
Akmola	70.07	69.84	70.50	70.14	69.05	64.68	64.92	65.49	64.60	64.22	75.25	74.47	75.18	75.55	73.80
Aktobe	72.91	73.64	73.35	73.48	71.63	68.00	69.28	68.90	69.37	67.29	77.32	77.42	77.24	77.00	75.62
Almaty	70.56	71.05	71.05	70.90	69.10	66.02	66.61	66.67	66.54	64.44	74.86	75.19	75.12	74.92	73.60
Atyrau	71.39	73.15	72.79	72.72	69.87	66.46	69.22	68.68	68.27	65.54	75.96	76.53	76.35	76.70	74.07
Batys Kazakhstan	71.43	72.69	72.19	72.61	70.31	65.76	67.65	66.83	67.81	65.18	76.65	77.05	76.90	76.69	75.07
Zhambyl	71.12	71.29	71.79	71.41	68.63	66.11	66.54	66.84	66.13	63.85	75.75	75.58	76.27	76.33	73.22
Karagandy	70.82	71.29	71.49	71.41	70.24	65.85	66.54	66.36	66.36	65.53	75.29	75.54	76.14	75.98	74.52
Kostanai	72.00	72.70	72.50	72.45	70.43	67.05	67.49	67.18	67.20	65.24	76.32	77.37	77.21	77.22	75.21
Kyzylorda	70.74	72.03	71.89	71.76	68.98	66.36	67.51	67.40	67.53	64.71	74.98	76.31	76.11	75.71	73.31
Mangystau	72.22	73.01	72.10	72.40	69.50	68.12	69.16	68.00	68.22	65.47	76.01	76.48	75.85	76.28	73.50
Pavlodar	71.98	72.44	72.35	72.64	70.88	66.82	67.54	67.00	67.39	65.92	76.53	76.69	77.05	77.27	75.38
Soltustik Kazakhstan	71.43	71.43	71.93	71.14	70.21	65.69	65.76	66.05	65.31	64.91	76.61	76.46	77.13	76.42	75.09
Turkistan*	72.22	69.77	69.92	69.74	67.45	68.13	65.94	65.86	65.50	64.13	76.04	73.67	74.08	74.18	70.89
Shygys Kazakhstan	71.54	72.21	72.25	72.02	70.92	65.86	66.83	66.85	66.52	65.88	76.82	77.12	77.13	77.04	75.54
Nur-Sultan city	74.85	76.21	76.21	76.75	73.49	70.74	72.50	71.87	72.64	69.51	78.42	79.24	79.88	80.15	76.99
Almaty city	75.78	76.01	75.54	75.45	74.02	71.62	72.03	71.84	71.30	69.62	79.17	79.21	78.53	78.88	77.77
Shymkent city	-	74.34	74.65	74.41	71.00	-	70.77	70.85	70.71	67.14	-	77.43	77.99	77.68	74.65
<b>Rural population</b>															
<b>Republic of Kazakhstan</b>	72.32	72.73	73.24	73.35	71.64	68.43	68.88	69.44	69.42	67.82	76.40	76.71	77.17	77.43	75.73
Akmola	71.79	71.84	72.76	72.83	71.27	67.61	67.44	68.71	68.42	67.07	76.18	76.42	76.87	77.40	75.74
Aktobe	72.69	73.03	73.66	73.88	71.81	68.44	69.05	69.49	70.32	68.34	77.23	77.20	78.03	77.36	75.45
Almaty	73.19	73.33	74.33	74.32	72.68	69.64	69.69	70.99	70.63	69.18	76.82	77.05	77.74	78.08	76.26
Atyrau	71.98	73.27	73.49	73.90	71.40	67.38	69.01	69.19	69.00	67.41	76.74	77.55	77.69	78.98	75.55
Batys Kazakhstan	71.86	72.08	72.76	73.12	71.61	67.11	67.58	68.17	68.02	67.07	77.02	76.96	77.61	78.71	76.62
Zhambyl	72.54	73.33	73.49	73.56	72.25	68.67	69.61	69.55	69.87	68.73	76.54	77.11	77.51	77.22	75.91
Karagandy	71.23	72.79	72.65	72.84	70.98	67.45	68.91	68.91	69.24	67.22	75.41	76.90	76.62	76.68	75.16
Kostanai	70.64	71.56	72.14	72.37	71.21	66.88	67.38	68.12	68.24	67.35	74.67	75.91	76.29	76.65	75.29
Kyzylorda	72.85	73.08	73.94	73.61	71.18	69.35	69.58	70.60	69.97	67.66	76.70	76.83	77.54	77.51	75.12
Mangystau	75.27	75.73	75.28	75.81	72.51	70.72	72.22	71.25	72.04	68.61	80.05	79.19	79.25	79.44	76.62

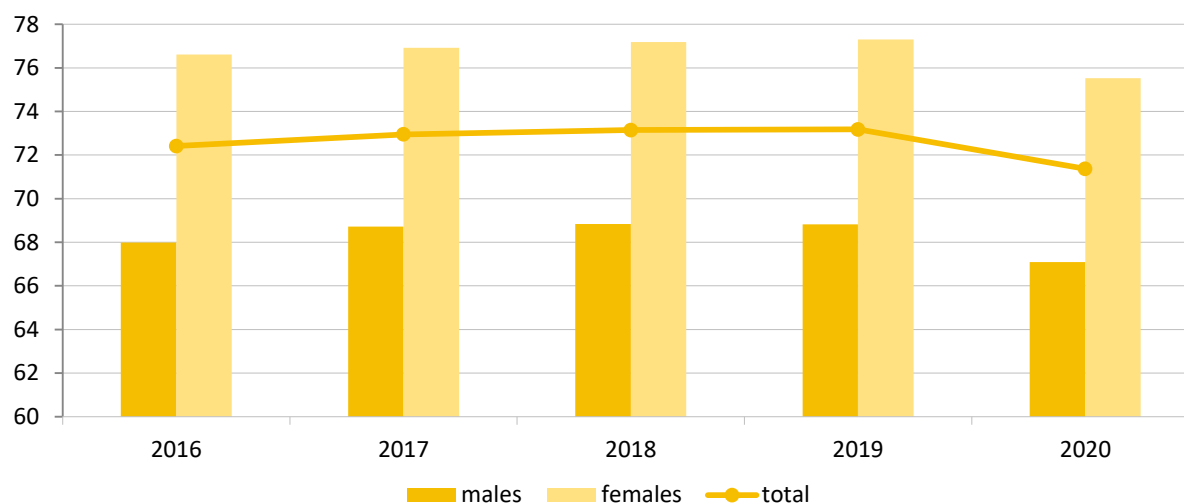
Continuation

	Total					Male					Female				
	2016	2017	2018	2019	2020	2016	2017	2018	2019	2020	2016	2017	2018	2019	2020
Pavlodar	71.09	71.23	72.11	71.55	70.46	66.69	66.96	67.80	66.80	66.21	75.64	75.70	76.60	76.73	75.09
Soltustik Kazakhstan	70.52	70.24	70.21	70.05	69.52	66.06	65.79	65.79	65.42	65.00	75.52	75.13	74.93	75.38	74.51
Turkistan*	72.94	73.22	73.83	73.66	71.65	69.77	70.05	70.56	70.50	68.26	76.18	76.42	77.15	76.86	75.29
Shygys Kazakhstan	71.15	71.49	71.38	72.00	70.61	66.65	67.24	67.09	67.61	66.42	76.09	76.10	76.13	76.91	75.33

\* Data for 2016 for the Ontustik Kazakhstan.

## Life expectancy at birth

years



## 9. Migration

## 9.1 Migration of population

	Arrivals					Departures					Net migration					people
	2016	2017	2018	2019	2020	2016	2017	2018	2019	2020	2016	2017	2018	2019	2020	
Republic of Kazakhstan	630649	943757	900931	1122507	856570	651794	965887	930052	1155477	874288	-21145	-22130	-29121	-32970	-17718	
	20596	38622	30727	39010	29265	35815	38963	36148	45817	34420	-15219	-341	-5421	-6807	-5155	
	21998	36801	30615	39674	33954	25249	38451	32734	42478	35601	-3251	-1650	-2119	-2804	-1647	
	72380	115934	84052	119662	96884	73884	118606	99518	139797	112859	-1504	-2672	-15466	-20135	-15975	
	15427	25157	20326	25020	20540	15389	24988	20705	26910	21984	38	169	-379	-1890	-1444	
	21490	39289	33002	38521	26928	24474	41309	35156	41600	29479	-2984	-2020	-2154	-3079	-2551	
	17448	30245	35565	51893	37522	33705	47558	47266	66888	48461	-16257	-17313	-11701	-14995	-10939	
	32587	44340	37581	53697	41761	45002	56025	49180	64967	50650	-12415	-11685	-11599	-11270	-8889	
	26170	38373	36456	41631	28260	33892	44716	42041	48347	33334	-7722	-6343	-5585	-6716	-5074	
	21650	30282	31728	39344	25215	28321	34936	35446	44968	29950	-6671	-4654	-3718	-5624	-4735	
	13703	44917	34623	44272	36959	14661	44071	33609	41080	33713	-958	846	1014	3192	3246	
	22666	28970	28870	35853	26105	29543	35878	34367	41718	30329	-6877	-6908	-5497	-5865	-4224	
	16640	23053	20703	23889	16967	23884	28516	25400	29832	21354	-7244	-5463	-4697	-5943	-4387	
	56660	57859	101917	129734	87805	85689	90282	139183	143059	107478	-29029	-32423	-37266	-13325	-19673	
	37053	63005	53022	58961	38050	52051	76961	65892	75504	49879	-14998	-13956	-12870	-16543	-11829	
	135489	134652	114417	162191	122206	59175	101141	91618	128825	97341	76314	33511	22799	33366	24865	
	98692	123293	110647	142277	124457	71060	93096	79565	102179	85107	27632	30197	31082	40098	39350	
-	68965	96680	76878	63692	-	50390	62224	71508	52349	-	18575	34456	5370	11343		
Republic of Kazakhstan	451987	597147	572107	691988	554046	389192	569225	539537	651543	490454	62795	27922	32570	40445	63592	
	10318	14562	13033	16118	12983	15744	17237	15989	18835	13736	-5426	-2675	-2956	-2717	-753	
	15605	26246	20585	26987	25923	14688	20774	18996	24802	23859	917	5472	1589	2185	2064	
	20671	25557	18805	23409	20388	25480	44586	34340	37926	25000	-4809	-19029	-15535	-14517	-4612	
	8561	11828	8842	10840	9114	7000	11808	11444	13986	10666	1561	20	-2602	-3146	-1552	
	12826	23422	18327	21402	15108	10166	19247	16975	20770	15229	2660	4175	1352	632	-121	
	6692	8347	13330	16901	15010	15519	20602	18398	24118	17475	-8827	-12255	-5068	-7217	-2465	
	26748	33953	27357	39850	32726	33109	40468	36472	46552	36937	-6361	-6515	-9115	-6702	-4211	
	15300	21222	19931	24229	16933	15749	19132	18912	22810	16100	-449	2090	1019	1419	833	
	11460	13889	15025	17085	12056	11476	15643	16462	18503	12865	-16	-1754	-1437	-1418	-809	
	3507	10152	10705	16064	16650	8827	20456	16131	17173	12344	-5320	-10304	-5426	-1109	4306	
	15191	17513	16985	20270	15109	18718	21972	21497	24470	17420	-3527	-4459	-4512	-4200	-2311	

	Arrivals					Departures					Net migration				
	2016	2017	2018	2019	2020	2016	2017	2018	2019	2020	2016	2017	2018	2019	2020
Soltustik Kazakhstan	7290	9843	8744	9536	7410	7749	8919	8450	9724	6746	-459	924	294	-188	664
Turkistan*	39751	16040	28083	35608	21966	47236	27866	39280	32302	22503	-7485	-11826	-11197	3306	-537
Shygyys Kazakhstan	23886	37663	30611	32343	22315	27496	35888	32784	37060	24777	-3610	1775	-2173	-4717	-2462
Nur-Sultan city	135489	134652	114417	162191	122206	59175	101141	91618	128825	97341	76314	33511	22799	33366	24865
Almaty city	98692	123293	110647	142277	124457	71060	93096	79565	102179	85107	27632	30197	31082	40098	39350
Shymkent city	-	68965	96680	76878	63692	-	50390	62224	71508	52349	-	18575	34456	5370	11343
Rural population															
Republic of Kazakhstan	178662	346610	328824	430519	302524	262602	396662	390515	503934	383834	-83940	-50052	-61691	-73415	-81310
Akmola	10278	24060	17694	22892	16282	20071	21726	20159	26982	20684	-9793	2334	-2465	-4090	-4402
Aktobe	6393	10555	10030	12687	8031	10561	17677	13738	17676	11742	-4168	-7122	-3708	-4989	-3711
Almaty	51709	90377	65247	96253	76496	48404	74020	65178	101871	87859	3305	16357	69	-5618	-11363
Atyrau	6866	13329	11484	14180	11426	8389	13180	9261	12924	11318	-1523	149	2223	1256	108
Batys Kazakhstan	8664	15867	14675	17119	11820	14308	22062	18181	20830	14250	-5644	-6195	-3506	-3711	-2430
Zhambyl	10756	21898	22235	34992	22512	18186	26956	28868	42770	30986	-7430	-5058	-6633	-7778	-8474
Karagandy	5839	10387	10224	13847	9035	11893	15557	12708	18415	13713	-6054	-5170	-2484	-4568	-4678
Kostanai	10870	17151	16525	17402	11327	18143	25584	23129	25537	17234	-7273	-8433	-6604	-8135	-5907
Kyzylorda	10190	16393	16703	22259	13159	16845	19293	18984	26465	17085	-6655	-2900	-2281	-4206	-3926
Mangystau	10196	34765	23918	28208	20309	5834	23615	17478	23907	21369	4362	11150	6440	4301	-1060
Pavlodar	7475	11457	11885	15583	10996	10825	13906	12870	17248	12909	-3350	-2449	-985	-1665	-1913
Soltustik Kazakhstan	9350	13210	11959	14353	9557	16135	19597	16950	20108	14608	-6785	-6387	-4991	-5755	-5051
Turkistan*	16909	41819	73834	94126	65839	38453	62416	99903	110757	84975	-21544	-20597	-26069	-16631	-19136
Shygyys Kazakhstan	13167	25342	22411	26618	15735	24555	41073	33108	38444	25102	-11388	-15731	-10697	-11826	-9367

\* Hereinafter data for 2016 for the Ontustik Kazakhstan.

## 9.2 Migration of population by ethnic groups

	Arrivals					Departures					Net migration					people
	2016	2017	2018	2019	2020	2016	2017	2018	2019	2020	2016	2017	2018	2019	2020	
	Total population															
Total	630649	946415	900931	1122507	856570	651794	968545	930052	1155477	874288	-21145	-22130	-29121	-32970	-17718	
Kazakhs	529751	802520	752189	956980	715072	523480	794915	747308	952120	710852	6271	7605	4881	4860	4220	
Russian	56378	80128	69630	79053	62208	78382	104084	97012	109181	79871	-22004	-23956	-27382	-30128	-17663	
Uzbeks	5706	9016	29475	21764	18361	5390	8798	29329	21720	18001	316	218	146	44	360	
Ukrainians	6235	9331	8630	9612	8569	8202	11428	11016	12352	10432	-1967	-2097	-2386	-2740	-1863	
Uigurs	5760	7478	5791	8874	7876	5732	7454	5790	8884	7867	28	24	1	-10	9	

Continuation

	Arrivals					Departures					Net migration				
	2016	2017	2018	2019	2020	2016	2017	2018	2019	2020	2016	2017	2018	2019	2020
Tatars	4451	6062	5417	6653	6255	5149	6819	6247	7567	6899	-698	-757	-830	-914	-644
Germans	4273	6300	5452	6676	5621	7067	9269	8325	9634	7897	-2794	-2969	-2873	-2958	-2276
Other ethnicities	18095	25580	24347	32895	32608	18392	25778	25025	34019	32469	-297	-198	-678	-1124	139
Urban population															
Total	451987	595580	572107	691988	554046	389192	570704	539537	651543	490454	62795	24876	32570	40445	63592
Kazakhs	376120	495585	474754	584018	461236	302813	457650	424101	523746	391271	73307	37935	50653	60272	69965
Russian	42204	55790	47298	54007	43763	55139	70666	66010	74198	53966	-12935	-14876	-18712	-20191	-10203
Uzbeks	4502	6529	17188	11788	9733	3980	6232	16566	12383	8963	522	297	622	-595	770
Ukrainians	4255	5809	5320	5994	5485	4562	6187	5934	6895	5742	-307	-378	-614	-901	-257
Uigurs	4740	5482	4028	5944	5085	3339	4530	3488	5104	4327	1401	952	540	840	758
Tatars	3633	4733	4015	5103	4783	3733	4912	4445	5381	4874	-100	-179	-430	-278	-91
Germans	2823	3728	3137	4001	3482	4175	5117	4619	5428	4502	-1352	-1389	-1482	-1427	-1020
Other ethnicities	13710	17924	16367	21133	20479	11451	15410	14374	18408	16809	2259	2514	1993	2725	3670
Rural population															
Total	178662	350835	328824	430519	302524	262602	397841	390515	503934	383834	-83940	-47006	-61691	-73415	-81310
Kazakhs	153631	306935	277435	372962	253836	220667	337265	323207	428374	319581	-67036	-30330	-45772	-55412	-65745
Russian	14174	24338	22332	25046	18445	23243	33418	31002	34983	25905	-9069	-9080	-8670	-9937	-7460
Uzbeks	1204	2487	12287	9976	8628	1410	2566	12763	9337	9038	-206	-79	-476	639	-410
Ukrainians	1980	3522	3310	3618	3084	3640	5241	5082	5457	4690	-1660	-1719	-1772	-1839	-1606
Uigurs	1020	1996	1763	2930	2791	2393	2924	2302	3780	3540	-1373	-928	-539	-850	-749
Tatars	818	1329	1402	1550	1472	1416	1907	1802	2186	2025	-598	-578	-400	-636	-553
Germans	1450	2572	2315	2675	2139	2892	4152	3706	4206	3395	-1442	-1580	-1391	-1531	-1256
Other ethnicities	4385	7656	7980	11762	12129	6941	10368	10651	15611	15660	-2556	-2712	-2671	-3849	-3531

## 9.3 External migration

	Immigrants				Emigrants						Net migration					people
	2016	2017	2018	2019	2020	2016	2017	2018	2019	2020	2016	2017	2018	2019	2020	
Total																
Republic of Kazakhstan	13755	15595	12747	12255	11370	34900	37725	41868	45225	29088	-21145	-22130	-29121	-32970	-17718	
Akmola	976	644	778	407	196	2569	2875	2926	3208	1934	-1593	-2231	-2148	-2801	-1738	
Aktobe	120	60	99	59	282	833	1131	1360	1958	1618	-713	-1071	-1261	-1899	-1336	
Almaty	3245	4756	1811	2147	1091	1035	1003	1269	1380	1236	2210	3753	542	767	-145	
Atyrau	384	314	280	277	254	146	129	244	345	256	238	185	36	-68	-2	
Batys Kazakhstan	244	294	351	164	90	770	1080	1557	1770	1095	-526	-786	-1206	-1606	-1005	

	Immigrants					Emigrants					Net migration				
	2016	2017	2018	2019	2020	2016	2017	2018	2019	2020	2016	2017	2018	2019	2020
Zhambyl	406	565	492	220	167	1032	1044	941	1166	1005	-626	-479	-449	-946	-838
Karagandy	607	657	409	388	335	6090	6228	5664	5776	4106	-5483	-5571	-5255	-5388	-3771
Kostanai	664	878	1236	1043	805	4356	5047	6056	5708	3347	-3692	-4169	-4820	-4665	-2542
Kyzylorda	14	28	37	37	44	65	55	72	75	52	-51	-27	-35	-38	-8
Mangystau	1760	1561	1617	2532	2695	379	474	503	567	245	1381	1087	1114	1965	2450
Pavlodar	445	494	417	296	378	4419	4382	4590	5594	3166	-3974	-3888	-4173	-5298	-2788
South Kazakhstan	743	794	680	655	593	3276	3445	3890	4315	2352	-2533	-2651	-3210	-3660	-1759
Turkistan*	1224	449	667	326	712	723	162	331	350	212	501	287	336	-24	500
Shyngys Kazakhstan	618	811	687	628	533	4330	5117	6269	7143	3868	-3712	-4306	-5582	-6515	-3335
Nur-Sultan city	522	513	679	783	672	1158	1439	1955	1851	1414	-636	-926	-1276	-1068	-742
Almaty city	1783	1731	1449	1403	1690	3719	3535	3545	3622	2650	-1936	-1804	-2096	-2219	-960
Shymkent city	-	1046	1058	890	833	-	579	696	397	532	-	467	362	493	301
<b>CIS countries</b>															
<b>Republic of Kazakhstan</b>	10644	11292	10055	9401	8277	31238	33718	37736	40927	25747	-20594	-22426	-27681	-31526	-17470
Akmola	566	466	564	319	165	2277	2430	2560	2776	1635	-1711	-1964	-1996	-2457	-1470
Aktobe	111	53	91	54	254	774	1037	1299	1903	1543	-663	-984	-1208	-1849	-1289
Almaty	1699	2006	863	1234	335	881	819	1002	1152	1071	818	1187	-139	82	-736
Atyrau	335	265	229	202	192	131	110	226	304	215	204	155	3	-102	-23
Batys Kazakhstan	236	283	313	153	80	739	1064	1502	1736	1072	-503	-781	-1189	-1583	-992
Zhambyl	394	549	466	193	148	930	938	854	1022	884	-536	-389	-388	-829	-736
Karagandy	538	586	376	322	281	5359	5392	4930	4922	3402	-4821	-4806	-4554	-4600	-3121
Kostanai	625	836	1170	966	756	3903	4621	5537	5265	3062	-3278	-3785	-4367	-4299	-2306
Kyzylorda	14	24	25	35	39	58	53	68	70	40	-44	-29	-43	-35	-1
Mangystau	1703	1487	1542	2360	2440	369	450	489	549	237	1334	1037	1053	1811	2203
Pavlodar	358	438	336	225	285	3926	3845	4166	5131	2829	-3568	-3407	-3830	-4906	-2544
South Kazakhstan	673	720	598	591	513	2972	3206	3550	3909	2115	-2299	-2486	-2952	-3318	-1602
Turkistan*	1187	440	645	306	582	671	150	283	327	180	516	290	362	-21	402
Shyngys Kazakhstan	411	642	558	505	433	4180	4963	6115	6924	3763	-3769	-4321	-5557	-6419	-3330
Nur-Sultan city	410	345	374	420	316	973	1206	1576	1504	1031	-563	-861	-1202	-1084	-715
Almaty city	1384	1224	953	734	806	3095	2907	2937	3072	2180	-1711	-1683	-1984	-2338	-1374
Shymkent city	-	928	952	782	652	-	527	642	361	488	-	401	310	421	164
<b>Other countries</b>															
<b>Republic of Kazakhstan</b>	3111	4303	2692	2854	3093	3662	4007	4132	4298	3341	-551	296	-1440	-1444	-248
Akmola	410	178	214	88	31	292	445	366	432	299	118	-267	-152	-344	-268
Aktobe	9	7	8	5	28	59	94	61	55	75	-50	-87	-53	-50	-47
Almaty	1546	2750	948	913	756	154	184	267	228	165	1392	2566	681	685	591
Atyrau	49	49	51	75	62	15	19	18	41	41	34	30	33	34	21

Continuation

	Immigrants					Emigrants					Net migration				
	2016	2017	2018	2019	2020	2016	2017	2018	2019	2020	2016	2017	2018	2019	2020
Batys Kazakhstan	8	11	38	11	10	31	16	55	34	23	-23	-5	-17	-23	-13
Zhambyl	12	16	26	27	19	102	106	87	144	121	-90	-90	-61	-117	-102
Karagandy	69	71	33	66	54	731	836	734	854	704	-662	-765	-701	-788	-650
Kostanai	39	42	66	77	49	453	426	519	443	285	-414	-384	-453	-366	-236
Kyzylorda	0	4	12	2	5	7	2	4	5	12	-7	2	8	-3	-7
Mangystau	57	74	75	172	255	10	24	14	18	8	47	50	61	154	247
Pavlodar	87	56	81	71	93	493	537	424	463	337	-406	-481	-343	-392	-244
South Kazakhstan	70	74	82	64	80	304	239	340	406	237	-234	-165	-258	-342	-157
Turkistan*	37	9	22	20	130	52	12	48	23	32	-15	-3	-26	-3	98
Shygyz Kazakhstan	207	169	129	123	100	150	154	154	219	105	57	15	-25	-96	-5
Nur-Sultan city	112	168	305	363	356	185	233	379	347	383	-73	-65	-74	16	-27
Almaty city	399	507	496	669	884	624	628	608	550	470	-225	-121	-112	119	414
Shymkent city	-	118	106	108	181	-	52	54	36	44	-	66	52	72	137

## 9.4 External migration by ethnic groups

	Immigrants					Emigrants					Net migration					people
	2016	2017	2018	2019	2020	2016	2017	2018	2019	2020	2016	2017	2018	2019	2020	
<b>Total</b>	13755	15595	12747	12255	11370	34900	37725	41868	45225	29088	-21145	-22130	-29121	-32970	-17718	
Kazakhs	7642	9050	6744	7033	5529	1371	1445	1863	2173	1309	6271	7605	4881	4860	4220	
Russian	2899	3307	2947	2645	2642	24903	27263	30329	32773	20305	-22004	-23956	-27382	-30128	-17663	
Uzbeks	413	340	338	286	494	97	122	192	242	134	316	218	146	44	360	
Ukrainians	352	391	369	248	231	2319	2488	2755	2988	2094	-1967	-2097	-2386	-2740	-1863	
Uigurs	68	59	35	33	38	40	35	34	43	29	28	24	1	-10	9	
Tatars	205	192	156	144	162	903	949	986	1058	806	-698	-757	-830	-914	-644	
Germans	194	218	204	191	204	2988	3187	3077	3149	2480	-2794	-2969	-2873	-2958	-2276	
Other ethnicities	1982	2038	1954	1675	2070	2279	2236	2632	2799	1931	-297	-198	-678	-1124	139	
<b>CIS countries</b>																
<b>Total</b>	10644	11292	10055	9401	8277	31238	33718	37736	40927	25747	-20594	-22426	-27681	-31526	-17470	
Kazakhs	5124	5436	4771	4927	3460	992	1044	1317	1649	911	4132	4392	3454	3278	2549	
Russian	2750	3143	2782	2457	2492	23748	26036	29045	31407	19297	-20998	-22893	-26263	-28950	-16805	
Uzbeks	410	329	314	262	472	85	102	161	230	120	325	227	153	32	352	
Ukrainians	334	371	341	233	211	2168	2331	2616	2839	1954	-1834	-1960	-2275	-2606	-1743	
Uigurs	55	47	33	26	31	29	14	16	27	16	26	33	17	-1	15	



	Immigrants					Emigrants					Net migration				
	2016	2017	2018	2019	2020	2016	2017	2018	2019	2020	2016	2017	2018	2019	2020
Tatars	193	184	150	132	153	826	878	935	993	758	-633	-694	-785	-861	-605
Germans	117	137	112	100	134	1497	1466	1588	1607	1177	-1380	-1329	-1476	-1507	-1043
Other ethnicities	1661	1645	1552	1264	1324	1893	1847	2058	2175	1514	-232	-202	-506	-911	-190
<b>Other countries</b>															
<b>Total</b>	3111	4303	2692	2854	3093	3662	4007	4132	4298	3341	-551	296	-1440	-1444	-248
Kazakhs	2518	3614	1973	2106	2069	379	401	546	524	398	2139	3213	1427	1582	1671
Russian	149	164	165	188	150	1155	1227	1284	1366	1008	-1006	-1063	-1119	-1178	-858
Uzbeks	3	11	24	24	22	12	20	31	12	14	-9	-9	-7	12	8
Ukrainians	18	20	28	15	20	151	157	139	149	140	-133	-137	-111	-134	-120
Uigurs	13	12	2	7	7	11	21	18	16	13	2	-9	-16	-9	-6
Tatars	12	8	6	12	9	77	71	51	65	48	-65	-63	-45	-53	-39
Germans	77	81	92	91	70	1491	1721	1489	1542	1303	-1414	-1640	-1397	-1451	-1233
Other ethnicities	321	393	402	411	746	386	389	574	624	417	-65	4	-172	-213	329

### 9.5 External migration of the population by gender

	Immigrants					Emigrants					Net migration					people
	2016	2017	2018	2019	2020	2016	2017	2018	2019	2020	2016	2017	2018	2019	2020	
Republic of Kazakhstan	Male															
	6427	7469	6057	5932	5677	15894	17301	19045	20810	13287	-9467	-9832	-12988	-14878	-7610	
	490	339	406	194	88	1218	1342	1381	1511	922	-728	-1003	-975	-1317	-834	
	60	35	43	28	133	362	525	634	860	745	-302	-490	-591	-832	-612	
	1525	2374	880	1033	559	467	470	593	690	580	1058	1904	287	343	-21	
	180	147	122	157	126	58	57	108	156	103	122	90	14	1	23	
	97	137	164	80	41	330	486	678	817	503	-233	-349	-514	-737	-462	
	179	251	232	104	73	480	471	420	506	440	-301	-220	-188	-402	-367	
	285	323	210	186	163	2837	2867	2614	2688	1885	-2552	-2544	-2404	-2502	-1722	
	319	397	631	510	377	1996	2309	2750	2595	1532	-1677	-1912	-2119	-2085	-1155	
Kyzylorda	6	12	16	17	22	33	20	30	33	20	-27	-8	-14	-16	2	
Mangystau	796	712	753	1196	1323	170	220	224	275	129	626	492	529	921	1194	
Pavlodar	241	259	217	148	186	2008	1987	2102	2560	1465	-1767	-1728	-1885	-2412	-1279	
Soltustik Kazakhstan	417	411	356	366	318	1516	1596	1778	2017	1059	-1099	-1185	-1422	-1651	-741	
Turkistan*	504	169	231	130	445	314	74	135	140	79	190	95	96	-10	366	
Shygys Kazakhstan	291	400	353	320	268	1983	2322	2873	3294	1828	-1692	-1922	-2520	-2974	-1560	
Nur-Sultan city	265	245	336	408	323	492	642	850	859	612	-227	-397	-514	-451	-289	

Continuation

	Immigrants					Emigrants					Net migration				
	2016	2017	2018	2019	2020	2016	2017	2018	2019	2020	2016	2017	2018	2019	2020
Almaty city	772	771	663	678	836	1630	1634	1567	1637	1145	-858	-863	-904	-959	-309
Shymkent city	-	487	444	377	396	-	279	308	172	240	-	208	136	205	156
<b>CIS countries</b>															
<b>Republic of Kazakhstan</b>	4792	5178	4602	4392	3933	14311	15570	17246	18976	11867	-9519	-10392	-12644	-14584	-7934
Akmola	273	247	283	155	73	1088	1149	1205	1308	791	-815	-902	-922	-1153	-718
Aktobe	54	32	39	24	111	331	472	608	842	713	-277	-440	-569	-818	-602
Almaty	734	940	387	547	159	395	382	475	580	513	339	558	-88	-33	-354
Atyrau	146	115	86	93	83	56	52	104	138	96	90	63	-18	-45	-13
Batys Kazakhstan	93	132	143	75	34	313	481	654	810	492	-220	-349	-511	-735	-458
Zhambyl	176	246	217	91	63	447	422	388	456	389	-271	-176	-171	-365	-326
Karagandy	247	278	194	154	134	2490	2489	2273	2301	1563	-2243	-2211	-2079	-2147	-1429
Kostanai	300	371	599	473	348	1807	2126	2530	2406	1414	-1507	-1755	-1931	-1933	-1066
Kyzylorda	6	10	10	15	21	29	20	27	32	14	-23	-10	-17	-17	7
Mangystau	767	673	710	1096	1187	168	214	218	268	124	599	459	492	828	1063
Pavlodar	194	225	175	110	132	1789	1750	1924	2371	1317	-1595	-1525	-1749	-2261	-1185
Softustik Kazakhstan	376	368	310	330	269	1380	1499	1622	1836	945	-1004	-1131	-1312	-1506	-676
Turkistan*	482	162	218	119	358	292	70	113	129	61	190	92	105	-10	297
Shygys Kazakhstan	192	314	291	267	207	1920	2263	2818	3215	1787	-1728	-1949	-2527	-2948	-1580
Nur-Sultan city	199	155	170	199	129	418	550	694	717	465	-219	-395	-524	-518	-336
Almaty city	553	490	392	323	352	1388	1374	1305	1410	961	-835	-884	-913	-1087	-609
Shymkent city	-	420	378	321	273	-	257	288	157	222	-	163	90	164	51
<b>Other countries</b>															
<b>Republic of Kazakhstan</b>	1635	2291	1455	1540	1744	1583	1731	1799	1834	1420	52	560	-344	-294	324
Akmola	217	92	123	39	15	130	193	176	203	131	87	-101	-53	-164	-116
Aktobe	6	3	4	4	22	31	53	26	18	32	-25	-50	-22	-14	-10
Almaty	791	1434	493	486	400	72	88	118	110	67	719	1346	375	376	333
Atyrau	34	32	36	64	43	2	5	4	18	7	32	27	32	46	36
Batys Kazakhstan	4	5	21	5	7	17	5	24	7	11	-13	0	-3	-2	-4
Zhambyl	3	5	15	13	10	33	49	32	50	51	-30	-44	-17	-37	-41
Karagandy	38	45	16	32	29	347	378	341	387	322	-309	-333	-325	-355	-293
Kostanai	19	26	32	37	29	189	183	220	189	118	-170	-157	-188	-152	-89
Kyzylorda	0	2	6	2	1	4	0	3	1	6	-4	2	3	1	-5
Mangystau	29	39	43	100	136	2	6	6	7	5	27	33	37	93	131
Pavlodar	47	34	42	38	54	219	237	178	189	148	-172	-203	-136	-151	-94
Softustik Kazakhstan	41	43	46	36	49	136	97	156	181	114	-95	-54	-110	-145	-65
Turkistan*	22	7	13	11	87	22	4	22	11	18	0	3	-9	0	69
Shygys Kazakhstan	99	86	62	53	61	63	59	55	79	41	36	27	7	-26	20

Demographic Yearbook of Kazakhstan

Continuation

	Immigrants					Emigrants					Net migration				
	2016	2017	2018	2019	2020	2016	2017	2018	2019	2020	2016	2017	2018	2019	2020
Shygyz Kazakhstan	219	328	267	238	226	2260	2700	3297	3709	1976	-2041	-2372	-3030	-3471	-1750
Nur-Sultan city	211	190	204	221	187	555	656	882	787	566	-344	-466	-678	-566	-379
Almaty city	831	734	561	411	454	1707	1533	1632	1662	1219	-876	-799	-1071	-1251	-765
Shymkent city	-	508	574	461	379	-	270	354	204	266	-	238	220	257	113
<b>Other countries</b>															
<b>Republic of Kazakhstan</b>	1476	2012	1237	1314	1349	2079	2276	2333	2464	1921	-603	-264	-1096	-1150	-572
Akmola	193	86	91	49	16	162	252	190	229	168	31	-166	-99	-180	-152
Aktobe	3	4	4	1	6	28	41	35	37	43	-25	-37	-31	-36	-37
Almaty	755	1316	455	427	356	82	96	149	118	98	673	1220	306	309	258
Atyrau	15	17	15	11	19	13	14	14	23	34	2	3	1	-12	-15
Batys Kazakhstan	4	6	17	6	3	14	11	31	27	12	-10	-5	-14	-21	-9
Zhambyl	9	11	11	14	9	69	57	55	94	70	-60	-46	-44	-80	-61
Karagandy	31	26	17	34	25	384	458	393	467	382	-353	-432	-376	-433	-357
Kostanai	20	16	34	40	20	264	243	299	254	167	-244	-227	-265	-214	-147
Kyzylorda	0	2	6	0	4	3	2	1	4	6	-3	0	5	-4	-2
Mangystau	28	35	32	72	119	8	18	8	11	3	20	17	24	61	116
Pavlodar	40	22	39	33	39	274	300	246	274	189	-234	-278	-207	-241	-150
Soltustik Kazakhstan	29	31	36	28	31	168	142	184	225	123	-139	-111	-148	-197	-92
Turkistan*	15	2	9	9	43	30	8	26	12	14	-15	-6	-17	-3	29
Shygyz Kazakhstan	108	83	67	70	39	87	95	99	140	64	21	-12	-32	-70	-25
Nur-Sultan city	46	78	139	154	162	111	141	223	205	236	-65	-63	-84	-51	-74
Almaty city	180	226	225	314	400	382	368	346	323	286	-202	-142	-121	-9	114
Shymkent city	-	51	40	52	58	-	30	34	21	26	-	21	6	31	32

## 9.6 External migration by age groups

Age	Male										Female									
	immigrants					emigrants					immigrants					emigrants				
	2016	2017	2018	2019	2020	2016	2017	2018	2019	2020	2016	2017	2018	2019	2020	2016	2017	2018	2019	2020
<b>Total</b>	6427	7469	6057	5910	5677	15894	17301	19045	20810	13287	7328	8126	6690	6291	5693	19006	20424	22823	24415	15801
0-4	224	350	364	303	276	1305	1452	1526	1666	1039	220	337	329	291	254	1164	1397	1528	1588	993
5-9	224	370	288	292	330	1574	1831	1989	2242	1382	186	320	269	259	291	1457	1764	1903	2120	1345
10-14	151	248	230	238	268	1119	1387	1591	1801	1186	145	207	203	203	246	1076	1213	1536	1722	1102
15-19	449	598	449	401	530	917	903	1020	1031	856	497	577	480	426	475	855	823	953	1059	795

Age	Male										Female									
	immigrants					emigrants					immigrants					emigrants				
	2016	2017	2018	2019	2020	2016	2017	2018	2019	2020	2016	2017	2018	2019	2020	2016	2017	2018	2019	2020
20-24	921	1043	691	581	548	1363	1252	1448	1366	834	1251	1230	1013	885	651	1749	1629	1810	1847	1114
25-29	1077	1089	823	790	610	1740	1742	1748	1794	1022	1160	1211	978	805	643	2192	2170	2310	2324	1278
30-34	768	926	719	791	643	1960	2281	2532	2792	1698	887	998	728	789	648	2399	2698	2995	3322	2039
35-39	654	698	561	627	592	1689	1929	2106	2491	1656	664	713	619	559	516	2040	2254	2546	2858	1888
40-44	485	549	483	449	481	1238	1394	1569	1827	1184	490	541	412	436	425	1401	1629	1929	2250	1457
45-49	372	396	417	378	396	765	930	1119	1260	787	411	426	333	326	323	965	1085	1413	1496	1111
50-54	350	381	241	272	278	656	639	771	932	579	352	361	303	317	270	1153	1218	1298	1328	898
55-59	278	268	279	290	239	740	746	823	750	498	380	428	373	337	299	811	916	1053	1058	770
60-64	220	258	236	232	219	342	341	398	418	258	279	321	256	287	244	514	484	418	403	316
65-69	130	145	138	161	131	234	221	177	204	119	181	199	170	164	186	493	462	446	403	272
70-74	58	74	65	52	65	93	95	83	102	94	79	89	82	89	125	203	208	237	253	199
75-79	45	44	36	34	40	95	94	79	67	33	77	95	73	47	49	326	262	234	176	86
80-84	9	21	29	11	25	45	46	44	48	46	39	46	45	41	33	136	150	153	156	99
85+	12	11	8	8	6	19	18	22	19	16	30	27	24	30	15	72	62	61	52	39
CIS countries																				
Total	4792	5178	4602	4374	3933	14311	15570	17246	18976	11867	5852	6114	5453	4979	4344	16927	18148	20490	21951	13880
0-4	162	221	214	201	189	1137	1252	1363	1525	928	152	230	182	212	175	1000	1233	1368	1432	873
5-9	162	279	229	221	251	1383	1643	1806	2052	1213	148	247	217	198	228	1260	1556	1713	1915	1198
10-14	113	168	173	191	200	1002	1229	1410	1617	1036	107	159	155	159	197	959	1059	1399	1543	960
15-19	317	360	286	263	348	811	790	905	906	764	398	375	348	323	334	772	724	825	930	694
20-24	738	712	531	457	375	1269	1164	1335	1284	765	1101	970	834	755	513	1614	1490	1658	1713	1018
25-29	845	808	658	597	420	1576	1595	1586	1653	929	939	934	824	667	478	1930	1908	2036	2098	1122
30-34	579	660	568	558	452	1765	2070	2300	2549	1541	687	756	600	585	490	2087	2364	2633	2952	1745
35-39	479	471	421	467	391	1528	1727	1946	2282	1444	513	516	500	411	358	1785	1961	2262	2565	1607
40-44	314	364	351	302	305	1110	1274	1410	1690	1078	355	390	332	341	306	1246	1459	1745	2024	1280
45-49	269	275	306	278	241	692	852	1028	1157	708	330	307	281	242	241	862	971	1281	1369	990
50-54	248	275	204	219	185	592	590	700	852	528	261	294	261	256	214	1074	1135	1219	1228	834
55-59	213	195	233	214	182	692	687	761	686	446	307	338	334	278	248	757	829	970	959	694
60-64	170	183	201	185	183	310	293	352	360	226	217	248	233	240	208	449	395	356	331	262
65-69	90	103	112	136	105	215	178	140	161	93	150	142	156	133	167	443	410	385	320	227
70-74	39	49	60	40	55	82	84	74	85	80	60	63	68	78	107	190	201	223	230	172
75-79	36	30	28	30	27	85	85	71	58	29	66	80	67	41	43	306	251	221	157	83
80-84	6	16	21	8	19	44	43	39	46	44	36	40	38	34	25	128	144	144	141	88
85+	12	9	6	7	5	18	14	20	13	15	25	25	23	26	12	65	58	52	44	33

Continuation

Age	Male										Female									
	immigrants					emigrants					immigrants					emigrants				
	2016	2017	2018	2019	2020	2016	2017	2018	2019	2020	2016	2017	2018	2019	2020	2016	2017	2018	2019	2020
<b>Other countries</b>																				
<b>Total</b>	1635	2291	1455	1536	1744	1583	1731	1799	1834	1420	1476	2012	1237	1312	1349	2079	2276	2333	2464	1921
0-4	62	129	150	102	87	168	200	163	141	111	68	107	147	79	79	164	164	160	156	120
5-9	62	91	59	71	79	191	188	183	190	169	38	73	52	61	63	197	208	190	205	147
10-14	38	80	57	47	68	117	158	181	184	150	38	48	48	44	49	117	154	137	179	142
15-19	132	238	163	138	182	106	113	115	125	92	99	202	132	103	141	83	99	128	129	101
20-24	183	331	160	124	173	94	88	113	82	69	150	260	179	130	138	135	139	152	134	96
25-29	232	281	165	193	190	164	147	162	141	93	221	277	154	138	165	262	262	274	226	156
30-34	189	266	151	233	191	195	211	232	243	157	200	242	128	204	158	312	334	362	370	294
35-39	175	227	140	160	201	161	202	160	209	212	151	197	119	148	158	255	293	284	293	281
40-44	171	185	132	147	176	128	120	159	137	106	135	151	80	95	119	155	170	184	226	177
45-49	103	121	111	100	155	73	78	91	103	79	81	119	52	84	82	103	114	132	127	121
50-54	102	106	37	53	93	64	49	71	80	51	91	67	42	61	56	79	83	79	100	64
55-59	65	73	46	76	57	48	59	62	64	52	73	90	39	59	51	54	87	83	99	76
60-64	50	75	35	47	36	32	48	46	58	32	62	73	23	47	36	65	89	62	72	54
65-69	40	42	26	25	26	19	43	37	43	26	31	57	14	31	19	50	52	61	83	45
70-74	19	25	5	12	10	11	11	9	17	14	19	26	14	11	18	13	7	14	23	27
75-79	9	14	8	4	13	10	9	8	9	4	11	15	6	6	6	20	11	13	19	3
80-84	3	5	8	3	6	1	3	5	2	2	3	6	7	7	8	8	6	9	15	11
85+	0	2	2	1	1	1	4	2	6	1	5	2	1	4	3	7	4	9	8	6

## 9.7 External migration by country

	Immigrants					Emigrants					Net migration				
	2016	2017	2018	2019	2020	2016	2017	2018	2019	2020	2016	2017	2018	2019	2020
<b>CIS countries</b>	10644	11292	10055	9401	8277	31238	33718	37736	40927	25747	-20594	-22426	-27681	-31526	-17470
Azerbaijan	186	194	269	199	176	37	24	28	39	32	149	170	241	160	144
Armenia	101	70	72	34	23	2	1	4	6	2	99	69	68	28	21
Belarus	155	123	113	75	42	399	289	343	355	234	-244	-166	-230	-280	-192
Kyrgyz Republic	590	662	497	374	465	144	195	204	177	85	446	467	293	197	380
Moldova	13	7	13	15	9	5	9	14	6	3	8	-2	-1	9	6
Russia	3723	4346	3901	3378	3599	30277	32874	36778	39774	25126	-26554	-28528	-32877	-36396	-21527
Tajikistan	185	245	233	172	150	45	20	10	5	2	140	225	223	167	148
Turkmenistan	387	382	366	879	1189	3	2	1	44	0	384	380	365	835	1189

people



	Immigrants				Emigrants				Net migration			
	2016	2017	2018	2019	2020	2016	2017	2018	2019	2020	2016	2017
Shygyys Kazakhstan	0.44	0.58	0.5	0.46	0.39	3.11	3.69	4.54	5.2	2.83	-2.67	-3.11
Nur-Sultan city	0.57	0.51	0.64	0.71	0.58	1.26	1.44	1.85	1.67	1.22	-0.69	-0.92
Almaty city	1.03	0.97	0.79	0.74	0.87	2.15	1.99	1.94	1.92	1.36	-1.12	-1.02
Shymkent city	-	1.12	1.08	0.87	0.79	-	0.62	0.71	0.39	0.50	-	0.5

## 9.9 Internal migration

	Arrivals				Departures				Net migration			
	2016	2017	2018	2019	2020	2016	2017	2018	2019	2020	2016	2017
<b>Total population</b>												
<b>Republic of Kazakhstan</b>	616894	928162	888184	1110252	845200	616894	928162	888184	1110252	845200	0	0
Akmola	19620	37978	29949	38603	29069	33246	36088	33222	42609	32486	-13626	1890
Aktobe	21878	36741	30516	39615	33672	24416	37320	31374	40520	33983	-2538	-579
Almaty	69135	111178	82241	117515	95793	72849	117603	98249	138417	111623	-3714	-6425
Atyrau	15043	24843	20046	24743	20286	15243	24859	20461	26565	21728	-200	-16
Batys Kazakhstan	21246	38995	32651	38357	26838	23704	40229	33599	39830	28384	-2458	-1234
Zhambyl	17042	29680	35073	51673	37355	32673	46514	46325	65722	47456	-15631	-16834
Karagandy	31980	43683	37172	53309	41426	38912	49797	43516	59191	46544	-6932	-6114
Kostanai	25506	37495	35220	40588	27455	29536	39669	35985	42639	29987	-4030	-2174
Kyzylorda	21636	30254	31691	39307	25171	28256	34881	35374	44893	29898	-6620	-4627
Mangystau	11943	43356	33006	41740	34264	14282	43597	33106	40513	33468	-2339	-241
Pavlodar	22221	28476	28453	35557	25727	25124	31496	29777	36124	27163	-2903	-3020
Softustik Kazakhstan	15897	22259	20023	23234	16374	20608	25071	21510	25517	19002	-4711	-2812
Turkistan*	55436	57410	101250	129408	87093	84966	90120	138852	142709	107266	-29530	-32710
Shygyys Kazakhstan	36435	62194	52335	58333	37517	47721	71844	59623	68361	46011	-11286	-9650
Nur-Sultan city	134967	134139	113738	161408	121534	58017	99702	89663	126974	95927	76950	34437
Almaty city	96909	121562	109198	140874	122767	67341	89561	76020	98557	82457	29568	32001
Shymkent city	-	67919	95622	75988	62859	-	49811	61528	71111	51817	-	18108
<b>Urban settlements</b>												
<b>Republic of Kazakhstan</b>	444342	588026	563872	684213	546228	359861	536714	504508	613546	466284	84481	51312
Akmola	9859	14184	12580	15853	12857	13865	15060	13896	16545	12433	-4006	-876
Aktobe	15496	26192	20504	26946	25658	13894	19723	17701	22946	22365	1602	6469
Almaty	20118	24454	18414	22733	19965	24886	43924	33602	37181	24367	-4768	-19470
Atyrau	8298	11583	8632	10611	8892	6876	11692	11211	13667	10435	1422	-109
Batys Kazakhstan	12609	23149	18000	21263	15031	9542	18273	15629	19275	14234	3067	4876
Zhambyl	6671	8206	13246	16837	14923	14800	19751	17741	23177	16810	-8129	-11545



	Arrivals					Departures					Net migration				
	2016	2017	2018	2019	2020	2016	2017	2018	2019	2020	2016	2017	2018	2019	2020
Karagandy	26194	33353	26991	39489	32412	27192	34501	31192	41187	33054	-998	-1148	-4201	-1698	-642
Kostanai	14751	20476	18858	23298	16194	12524	15289	14394	18325	13546	2227	5187	4464	4973	2648
Kyzylorda	11457	13874	15003	17071	12023	11425	15589	16396	18432	12833	32	-1715	-1393	-1361	-810
Mangystau	3045	9590	10141	15348	15747	8453	19988	15640	16730	12130	-5408	-10398	-5499	-1382	3617
Pavlodar	14792	17058	16608	20013	14780	14722	17934	17352	19514	14667	70	-876	-744	499	113
Southwest Kazakhstan	6781	9313	8280	9079	7023	5741	6628	6020	6896	5188	1040	2685	2260	2183	1835
Turkistan*	38937	15960	27964	35516	21611	46612	27816	39101	32171	22449	-7675	-11856	-11137	3345	-838
Shygyz Kazakhstan	23458	37014	30093	31886	21952	23971	31472	27422	30858	21572	-513	5542	2671	1028	380
Nur-Sultan city	134967	134139	113738	161408	121534	58017	99702	89663	126974	95927	76950	34437	24075	34434	25607
Almaty city	96909	121562	109198	140874	122767	67341	89561	76020	98557	82457	29568	32001	33178	42317	40310
Shymkent city	-	67919	95622	75988	62859	-	49811	61528	71111	51817	-	18108	34094	4877	11042
<b>Rural area</b>															
<b>Republic of Kazakhstan</b>	172552	340136	324312	426039	298972	257033	391448	383676	496706	378916	-84481	-51312	-59364	-70667	-79944
Akmola	9761	23794	17369	22750	16212	19381	21028	19326	26064	20053	-9620	2766	-1957	-3314	-3841
Aktobe	6382	10549	10012	12669	8014	10522	17597	13673	17574	11618	-4140	-7048	-3661	-4905	-3604
Almaty	49017	86724	63827	94782	75828	47963	73679	64647	101236	87256	1054	13045	-820	-6454	-11428
Atyrau	6745	13260	11414	14132	11394	8367	13167	9250	12898	11293	-1622	93	2164	1234	101
Batys Kazakhstan	8637	15846	14651	17094	11807	14162	21956	17970	20555	14150	-5525	-6110	-3319	-3461	-2343
Zhambyl	10371	21474	21827	34836	22432	17873	26763	28584	42545	30646	-7502	-5289	-6757	-7709	-8214
Karagandy	5786	10330	10181	13820	9014	11720	15296	12324	18004	13490	-5934	-4966	-2143	-4184	-4476
Kostanai	10755	17019	16362	17290	11261	17012	24380	21591	24314	16441	-6257	-7361	-5229	-7024	-5180
Kyzylorda	10179	16380	16688	22236	13148	16831	19292	18978	26461	17065	-6652	-2912	-2290	-4225	-3917
Mangystau	8898	33766	22865	26392	18517	5829	23609	17466	23783	21338	3069	10157	5399	2609	-2821
Pavlodar	7429	11418	11845	15544	10947	10402	13562	12425	16610	12496	-2973	-2144	-580	-1066	-1549
Southwest Kazakhstan	9116	12946	11743	14155	9351	14867	18443	15490	18621	13814	-5751	-5497	-3747	-4466	-4463
Turkistan*	16499	41450	73286	93892	65482	38354	62304	99751	110538	84817	-21855	-20854	-26465	-16646	-19335
Shygyz Kazakhstan	12977	25180	22242	26447	15565	23750	40372	32201	37503	24439	-10773	-15192	-9959	-11056	-8874

## 9.10 Internal migration by ethnic groups

	Arrivals					Departures					Net migration					people
	2016	2017	2018	2019	2020	2016	2017	2018	2019	2020	2016	2017	2018	2019	2020	
<b>Total</b>	616894	928162	888184	1110252	845200	616894	928162	888184	1110252	845200	0	0	0	0	0	
Kazakhs	522109	790983	745445	949947	709543	522109	790983	745445	949947	709543	0	0	0	0	0	
Russian	53479	76712	66683	76408	59566	53479	76712	66683	76408	59566	0	0	0	0	0	
Uzbeks	5293	8674	29137	21478	17867	5293	8674	29137	21478	17867	0	0	0	0	0	
Ukrainians	5883	8918	8261	9364	8338	5883	8918	8261	9364	8338	0	0	0	0	0	
Uigurs	5692	7418	5756	8841	7838	5692	7418	5756	8841	7838	0	0	0	0	0	
Tatars	4246	5865	5261	6509	6093	4246	5865	5261	6509	6093	0	0	0	0	0	
Germans	4079	6071	5248	6485	5417	4079	6071	5248	6485	5417	0	0	0	0	0	
Other ethnicities	16113	23521	22393	31220	30538	16113	23521	22393	31220	30538	0	0	0	0	0	
<b>Urban population</b>																
<b>Total</b>	444342	588026	563872	684213	546228	359861	536714	504508	613546	466284	84481	51312	59364	70667	79944	
Kazakhs	373219	493298	471239	580301	458228	301777	455128	422614	522200	390239	71442	38170	48625	58101	67989	
Russian	39858	53055	44938	51843	41508	33540	46448	39844	45620	36577	6318	6607	5094	6223	4931	
Uzbeks	4224	6295	16967	11590	9473	3907	6130	16415	12239	8889	317	165	552	-649	584	
Ukrainians	3977	5492	5041	5803	5300	2790	4141	3824	4587	4125	1187	1351	1217	1216	1175	
Uigurs	4682	5430	3999	5918	5055	3306	4496	3460	5062	4306	1376	934	539	856	749	
Tatars	3454	4566	3884	4982	4629	2907	4044	3544	4423	4137	547	522	340	559	492	
Germans	2694	3570	3003	3882	3333	1906	2673	2363	3055	2609	788	897	640	827	724	
Other ethnicities	12234	16320	14801	19894	18702	9728	13654	12444	16360	15402	2506	2666	2357	3534	3300	
<b>Rural population</b>																
<b>Total</b>	172552	340136	324312	426039	298972	257033	391448	383676	496706	378916	-84481	-51312	-59364	-70667	-79944	
Kazakhs	148890	297685	274206	369646	251315	220332	335855	322831	427747	319304	-71442	-38170	-48625	-58101	-67989	
Russian	13621	23657	21745	24565	18058	19939	30264	26839	30788	22989	-6318	-6607	-5094	-6223	-4931	
Uzbeks	1069	2379	12170	9888	8394	1386	2544	12722	9239	8978	-317	-165	-552	649	-584	
Ukrainians	1906	3426	3220	3561	3038	3093	4777	4437	4777	4213	-1187	-1351	-1217	-1216	-1175	
Uigurs	1010	1988	1757	2923	2783	2386	2922	2296	3779	3532	-1376	-934	-539	-856	-749	
Tatars	792	1299	1377	1527	1464	1339	1821	1717	2086	1956	-547	-522	-340	-559	-492	
Germans	1385	2501	2245	2603	2084	2173	3398	2885	3430	2808	-788	-897	-640	-827	-724	
Other ethnicities	3879	7201	7592	11326	11836	6385	9867	9949	14860	15136	-2506	-2666	-2357	-3534	-3300	

### 9.11 Internal migration of the population by gender

people

	Arrivals					Departures					Net migration				
	2016	2017	2018	2019	2020	2016	2017	2018	2019	2020	2016	2017	2018	2019	2020
<b>Male</b>															
<b>Republic of Kazakhstan</b>	285909	441033	424447	530121	390987	285909	441033	424447	530121	390987	0	0	0	0	0
Akmola	9433	19025	15098	18823	14225	15676	17433	16303	20690	15525	-6243	1592	-1205	-1867	-1300
Aktobe	10032	17331	14797	18631	15438	11288	17618	15203	18999	15582	-1256	-287	-406	-368	-144
Almaty	32167	56567	39815	54685	43882	33098	56754	46549	67274	51030	-931	-187	-6734	-12589	-7148
Atyrau	6558	11200	9199	11345	9081	6534	11130	9312	12466	9953	24	70	-113	-1121	-872
Batys Kazakhstan	9433	18459	15501	17852	12534	10501	18831	15722	18425	13041	-1068	-372	-221	-573	-507
Zhambyl	7688	13658	16469	24429	17177	14953	21488	21577	30917	21359	-7265	-7830	-5108	-6488	-4182
Karagandy	15127	20887	18175	25533	19422	18183	23740	21021	28310	21661	-3056	-2853	-2846	-2777	-2239
Kostanai	11991	18284	17230	19615	13037	13531	19089	17294	20535	14209	-1540	-805	-64	-920	-1172
Kyzylorda	10254	14597	15577	18773	11422	13108	16552	16878	21284	13450	-2854	-1955	-1301	-2511	-2028
Mangystau	5717	21086	15842	19731	15990	6698	21226	15961	19082	15579	-981	-140	-119	649	411
Pavlodar	10816	14040	14644	17877	12444	12059	15343	15141	18065	12955	-1243	-1303	-497	-188	-511
Soltustik Kazakhstan	7732	11150	10080	11357	7806	9828	12255	10623	12344	9162	-2096	-1105	-543	-987	-1356
Turkistan*	24840	26560	50550	61889	40704	39212	42303	66247	68468	50227	-14372	-15743	-15697	-6579	-9523
Shygyys Kazakhstan	17392	30055	25260	27602	17518	22423	34708	28412	32401	21334	-5031	-4653	-3152	-4799	-3816
Nur-Sultan city	64212	62701	52532	74857	56282	27849	47837	42969	59206	44750	36363	14864	9563	15651	11532
Almaty city	42517	54127	49542	71145	54282	30968	42025	35432	49238	37703	11549	12102	14110	21907	16579
Shymkent city	-	31306	44136	35977	29743	-	22701	29803	32417	23467	-	8605	14333	3560	6276
<b>Female</b>															
<b>Republic of Kazakhstan</b>	330985	487129	463737	580131	454213	330985	487129	463737	580131	454213	0	0	0	0	0
Akmola	10187	18953	14851	19780	14844	17570	18655	16919	21919	16961	-7383	298	-2068	-2139	-2117
Aktobe	11846	19410	15719	20984	18234	13128	19702	16171	21521	18401	-1282	-292	-452	-537	-167
Almaty	36968	54611	42426	62830	51911	39751	60849	51700	71143	60593	-2783	-6238	-9274	-8313	-8682
Atyrau	8485	13643	10847	13398	11205	8709	13729	11149	14099	11775	-224	-86	-302	-701	-570
Batys Kazakhstan	11813	20536	17150	20505	14304	13203	21398	17877	21405	15343	-1390	-862	-727	-900	-1039
Zhambyl	9354	16022	18604	27244	20178	17720	25026	24748	34805	26097	-8366	-9004	-6144	-7561	-5919
Karagandy	16853	22796	18997	27776	22004	20729	26057	22495	30881	24883	-3876	-3261	-3498	-3105	-2879
Kostanai	13515	19211	17990	20973	14418	16005	20580	18691	22104	15778	-2490	-1369	-701	-1131	-1360
Kyzylorda	11382	15657	16114	20534	13749	15148	18329	18496	23609	16448	-3766	-2672	-2382	-3075	-2699
Mangystau	6226	22270	17164	22009	18274	7584	22371	17145	21431	17889	-1358	-101	19	578	385
Pavlodar	11405	14436	13809	17680	13283	13065	16153	14636	18059	14208	-1660	-1717	-827	-379	-925
Soltustik Kazakhstan	8165	11109	9943	11877	8568	10780	12816	10887	13173	9840	-2615	-1707	-944	-1296	-1272
Turkistan*	30596	30850	50700	67519	46389	45754	47817	72605	74241	57039	-15158	-16967	-21905	-6722	-10650

Continuation

	Arrivals					Departures					Net migration				
	2016	2017	2018	2019	2020	2016	2017	2018	2019	2020	2016	2017	2018	2019	2020
Shygys Kazakhstan	19043	32139	27075	30731	19999	25298	37136	31211	35960	24677	-6255	-4997	-4136	-5229	-4678
Nur-Sultan city	70755	71438	61206	86551	65252	30168	51865	46694	67768	51177	40587	19573	14512	18783	14075
Almaty city	54392	67435	59656	69729	68485	36373	47536	40588	49319	44754	18019	19899	19068	20410	23731
Shymkent city	-	36613	51486	40011	33116	-	27110	31725	38694	28350	-	9503	19761	1317	4766

## Methodological notes

Information on the administrative-territorial division is based on official materials received from the executive bodies of Kazakhstan.

Territory size - a statistical indicator characterizing the area occupied by the state as a whole and its regions, measured in square kilometers. The sizes of the territories are given according to the Committee on Land Management of the Ministry of Agriculture of the Republic of Kazakhstan. The population density indicator is calculated as the ratio of the population to the area of the territory.

The population, the number of people living in the area at a given time.

The current estimates at the beginning of the year are calculated based on the results of the last census of the population, to which the number of births and arrivals for the permanent place of residence in a given area are added annually and the numbers of those who died and left for the permanent place of residence are subtracted from the territory. Current estimates of the population over the past years are updated on the basis of the results of the next census.

Estimates of population are made for the whole of Kazakhstan and its individual administrative-territorial units (urban settlements, urban districts, administrative districts). The calculations take into account the increase or decrease in the population of individual territories as a result of changes in their boundaries, as well as changes in the number of urban and rural population as a result of administrative and territorial changes.

The population is divided into urban and rural population. Urban population - population living in urban settlements. Urban settlements include cities of republican, regional and district significance, as well as towns located in the territory of their administrative subordination. Rural population - the population living in rural areas. Human settlements that are not classified as urban are considered to be rural.

Natural increase is the difference between the number of live births and the number of deaths over a certain period. Natural increase can be a positive value if the number of births exceeds the number of deaths, or negative (natural decline) - otherwise.

Net migration is the difference between the number of arrivals for a certain period in a given territory and the number of departures beyond its borders. Net migration can be positive (if the number of arrivals is greater than the number of departures), or negative (if the number of arrivals is less than the number of departures). In the latter case there is a migration outflow.

The calculation of the age and sex composition of the population at the beginning of each calendar year is made after the completion of the calculation of the total population.

Indicators of population structure by age and sex are the most important characteristic of the population. For clarity, they are presented in the form of age-sex pyramid. When a graphic image of the age-sex pyramid along the vertical axis, their share in the total population, age or year of birth, is deposited horizontally - the number of people of each age is to the left from the axis - Male, to the right - Female.

The crude birth rate is an indicator that determines the intensity of childbearing in relation to the entire population. It represents the ratio of the total number of live births during the year to the mid-year population. It is usually calculated per 1000 population.

The crude death rate is an indicator that determines the intensity of mortality of a population. It represents the ratio of the total number of deaths during the year to the mid-year population. It is usually calculated per 1000 population.

Natural increase rate is the difference in crude birth and death rates.

Life expectancy at birth is the number of years that, on average, one person from the generation of births would have to live, provided that throughout this generation the mortality rate at each age remains the same as in the year for which the indicator is calculated.

Information about marriages and divorces entered into is based on the annual statistical development of the data contained in the second copies of the civil status acts compiled for each such event by the RAGS (Civil registration) authorities. The data in the tables cover only the cases of entering into and dissolution of marriage, registered with the RAGS authorities.

The age of marriage is calculated as the time interval between the date of registration of marriage and the date of birth.

The date of marriage is the date of its registration with the RAGS. A marriage is considered terminated from the time of registration of its termination (from the moment of divorce). The age of divorces is calculated as the time interval between the date of registration of the divorce and the date of birth. Duration of divorce is calculated as the time interval between the dates of termination and marriage.

The crude marriage and divorce rates are calculated as the ratio of the number of marriages concluded and divorced during the calendar year to the mid-year population, respectively.

Information about births is based on the annual statistical development of data contained in second copies of birth records compiled by the RAGS authorities. Only those born alive are included in the number of births.

Live birth is the complete expulsion or extraction from its mother of a product of conception, irrespective of the duration of the pregnancy, which, after such separation, breathes or shows any other evidence of life, such as beating of the heart, pulsation of the umbilical cord, or definite movement of voluntary muscles, whether or not the umbilical cord has been cut or the placenta is attached.

Birth registration is made at the place of birth of the child or at the place of residence of the parents (or one of them) on the basis of a medical birth certificate issued by a maternity hospital or hospital establishing the fact and time of birth of the child. Statistics on births are generated by the place of residence of the mother of the child.

A child born dead is registered as born, but with a stillbirth mark on the basis of a medical certificate of perinatal death. If the death of a child occurred soon after his birth, then two entries are made: about birth and about death.

Those who were born alive to women who were not in a registered marriage include births, upon registration of which information about the father is indicated in the record of the child's birth certificate on the basis of a joint statement of the father

and mother, or a statement only from the mother, or a court decision establishing paternity, which is noted in the record. The birth certificate is marked accordingly.

Reproductive period (age) - the period of time during which a woman is capable of childbirth. For statistical purposes, in most countries a period of 15–49 years is assumed.

Age-specific fertility rates are the annual number of births to women in each age group per 1000. When calculating fertility rate for the age group up to 20 years, the number of women aged 15–19 years is taken as the denominator. When calculating fertility rate for the age group of 15–49 years, the numerator includes all births, including those born to mothers aged as young as 15, and 50 years and older.

The data on deaths are based on the annual statistical development of data contained in second copies of the death records compiled by the RAGS authorities.

Registration of death is made at the place where the deceased lived or at the place of death on the basis of a medical certificate (or medical assistant's certificate) of death, which is attached to the second copy of the death certificate. Statistics on deaths in the regions of the Republic of Kazakhstan are compiled at the permanent place of residence of the deceased.

Age-specific death rates are calculated as the ratio of the number of deaths at a given age during a calendar year to the average annual number of people of that age. Similarly, death rates by causes of death are calculated as the ratio of the numbers of deaths from the specified causes of death to the mid-year population.

The infant mortality rate is an indicator that determines the mortality rate of children under one year of age. Calculated by the ratio of the number of deaths under the age of 1 year to the number of live births. Since children born in the previous calendar year may also include babies who died in a given calendar year, the infant mortality rate in a given calendar year is calculated for the generation born in this and previous calendar years.

Migration of the population - the movement of people (migrants) across the borders of certain regions with a change of residence. The number of persons arriving and departing is determined as a result of the development of coupons from the migration service of the internal affairs agencies of statistical records of arrivals and departures, which are compiled when people register at the place of residence.

In the current statistical accounting, the numbers of arrivals and departures are conventionally recorded, but in reality, it is a question of the numbers of arrivals and departures.

The main indicators of migration are:

- number of arrivals;
- number of departure;
- net migration.

Indicators of the intensity of migration characterize the frequency of cases of relocation in the population for a certain period. More often uses the annual migration intensity per 1000 population

Responsible for release:  
Agency for Strategic planning and reforms of the Republic of Kazakhstan  
Bureau of National statistics  
Department of social and demographic statistics  
Director of the Department  
Khanzhigitov N.E.  
Tel. +7 7172 74 90 61

Computer version and design:  
"B-PROFIT" IE